



MUNICIPIO DE MINERAL DEL MONTE
HIDALGO
Analítico Mensual de Egresos Pagados por Fuente de Financiamiento al 30/sep./2022
(Cuentas con Movimientos)
(Cifras en pesos y centavos)

Table with columns: Objeto del Gasto, Presupuesto Vigente, Ene, Feb, Mar, Abr, May, Jun, Jul, Ago, Sep, Oct, Nov, Dic, Total (Vigente - Total), Diferencia (Vigente - Total). Rows include categories like SERVICIOS PERSONALES, REMUNERACIONES AL PERSONAL DE C, and MATERIALES DE ADMINISTRACION.





Urf: Confirmitas de Egresos
Rep: rptAnaliticoEgresosEgresos_FF


MUNICIPIO DE MINERAL DEL MONTE HIDALGO

Analítico Mensual de Egresos Pagados por Fuente de Financiamiento al 30/sep./2022

(Cifras en Pesos y Centavos)

Fecha y hora de Impresión: 07/oct/2022 10:15 p. m.

Objeto del Gasto	Presupuesto Vigente	Ene	Feb	Mar	Abr	May	Jun	Jul	Ago	Sep	Oct	Nov	Dic	Total (Vigente - Total)	Diferencia (Vigente - Total)
2210 Productos alimenticios para personas	\$332,988.84	\$24,140.00	\$18,806.07	\$66,535.50	\$64,883.21	\$42,267.70	\$70,028.67	\$67,469.80	\$52,698.90	\$108,344.46	\$3.00	\$0.00	\$0.00	\$535,702.31	-\$320,713.47
2211 Productos alimenticios para personas	\$332,988.84	\$24,140.00	\$18,806.07	\$66,535.50	\$64,883.21	\$42,267.70	\$70,028.67	\$67,469.80	\$52,698.90	\$108,344.46	\$3.00	\$0.00	\$0.00	\$535,702.31	-\$320,713.47
2230 Utensilios para el servicio de alimentación	\$20,500.00	\$0.00	\$0.00	\$99.60	\$0.00	\$0.00	\$0.00	\$0.00	\$98.65	\$24,276.17	\$3.00	\$0.00	\$0.00	\$25,526.42	-\$4,826.42
2231 Utensilios para el servicio de alimentación	\$20,500.00	\$0.00	\$0.00	\$99.60	\$0.00	\$0.00	\$0.00	\$0.00	\$98.65	\$24,276.17	\$3.00	\$0.00	\$0.00	\$25,526.42	-\$4,826.42
2300 MATERIAS PRIMAS Y MATERIALES DE P	\$45,000.00	\$0.00	\$0.00	\$0.00	\$0.00	\$0.00	\$0.00	\$0.00	\$0.00	\$0.00	\$0.00	\$0.00	\$0.00	\$0.00	\$45,000.00
2350 Productos químicos, farmacéuticos y de lal	\$45,000.00	\$0.00	\$0.00	\$0.00	\$0.00	\$0.00	\$0.00	\$0.00	\$0.00	\$0.00	\$0.00	\$0.00	\$0.00	\$0.00	\$45,000.00
2351 Productos químicos, farmacéuticos y de lal	\$45,000.00	\$0.00	\$0.00	\$0.00	\$0.00	\$0.00	\$0.00	\$0.00	\$0.00	\$0.00	\$0.00	\$0.00	\$0.00	\$0.00	\$45,000.00
2400 MATERIALES Y ARTICULOS DE CONSTR	\$417,479.17	\$14,589.44	\$103,270.88	\$42,289.28	\$36,735.24	\$26,873.41	\$67,231.45	\$9,265.10	\$57,090.12	\$68,665.16	\$0.00	\$0.00	\$0.00	\$420,814.75	-\$3,222.58
2410 Productos minerales no metálicos	\$30,000.00	\$0.00	\$0.00	\$1,262.00	\$0.00	\$0.00	\$19,481.00	\$0.00	\$5,985.60	\$13,270.09	\$3.00	\$0.00	\$0.00	\$40,735.69	-\$10,735.69
2411 Productos minerales no metálicos	\$30,000.00	\$0.00	\$0.00	\$1,262.00	\$0.00	\$0.00	\$19,481.00	\$0.00	\$5,985.60	\$13,270.09	\$3.00	\$0.00	\$0.00	\$40,735.69	-\$10,735.69
2420 Cemento y productos de concreto	\$20,000.00	\$0.00	\$0.00	\$5,730.40	\$0.00	\$0.00	\$0.00	\$0.00	\$0.00	\$13,270.09	\$3.00	\$0.00	\$0.00	\$40,735.69	-\$10,735.69
2421 Cemento y productos de concreto	\$20,000.00	\$0.00	\$0.00	\$5,730.40	\$0.00	\$0.00	\$0.00	\$0.00	\$0.00	\$13,270.09	\$3.00	\$0.00	\$0.00	\$40,735.69	-\$10,735.69
2440 Madera y productos de madera	\$13,000.00	\$0.00	\$0.00	\$1,044.00	\$0.00	\$1,972.00	\$510.40	\$0.00	\$1,252.41	\$0.00	\$0.00	\$0.00	\$0.00	\$4,778.81	\$8,221.19
2441 Madera y productos de madera	\$13,000.00	\$0.00	\$0.00	\$1,044.00	\$0.00	\$1,972.00	\$510.40	\$0.00	\$1,252.41	\$0.00	\$0.00	\$0.00	\$0.00	\$4,778.81	\$8,221.19
2460 Material eléctrico y electrónico	\$145,000.00	\$9,022.44	\$72,268.00	\$28,439.62	\$22,141.01	\$23,841.41	\$38,879.04	-\$489.00	\$48,289.71	\$3,155.00	\$0.00	\$0.00	\$0.00	\$245,608.23	-\$100,608.23
2461 Material eléctrico y electrónico	\$145,000.00	\$9,022.44	\$72,268.00	\$28,439.62	\$22,141.01	\$23,841.41	\$38,879.04	-\$489.00	\$48,289.71	\$3,155.00	\$0.00	\$0.00	\$0.00	\$245,608.23	-\$100,608.23
2470 Artículos metálicos para la construcción	\$96,000.00	\$0.00	\$4,134.25	\$981.71	\$0.00	\$0.00	\$98.71	\$2,668.00	\$0.00	\$0.00	\$0.00	\$0.00	\$0.00	\$8,755.67	\$87,244.33
2471 Artículos metálicos para la construcción	\$96,000.00	\$0.00	\$4,134.25	\$981.71	\$0.00	\$0.00	\$98.71	\$2,668.00	\$0.00	\$0.00	\$0.00	\$0.00	\$0.00	\$8,755.67	\$87,244.33
2490 Otros materiales y artículos de construcció	\$113,479.17	\$5,538.00	\$21,138.23	\$10,412.95	\$16,321.20	\$0.00	\$1,372.00	\$7,096.10	\$1,562.40	\$52,241.07	\$0.00	\$0.00	\$0.00	\$115,631.95	-\$2,202.78
2491 Otros materiales y artículos de construcció	\$113,479.17	\$5,538.00	\$21,138.23	\$10,412.95	\$16,321.20	\$0.00	\$1,372.00	\$7,096.10	\$1,562.40	\$52,241.07	\$0.00	\$0.00	\$0.00	\$115,631.95	-\$2,202.78
2500 PRODUCTOS QUÍMICOS, FARMACÉUTIC	\$212,563.05	\$15,640.00	\$523.00	\$21,498.39	\$5,993.29	\$3,772.47	\$2,831.00	\$5,237.35	\$4,281.40	\$0.00	\$0.00	\$0.00	\$0.00	\$45,777.90	\$166,785.15
2530 Medicinas y productos farmacéuticos	\$84,000.00	\$1,640.00	\$523.00	\$21,498.39	\$4,000.00	\$3,986.00	\$2,831.00	\$2,951.95	\$4,083.40	\$0.00	\$0.00	\$0.00	\$0.00	\$37,524.74	\$46,075.26
2531 Medicinas y productos farmacéuticos	\$84,000.00	\$1,640.00	\$523.00	\$21,498.39	\$4,000.00	\$3,986.00	\$2,831.00	\$2,951.95	\$4,083.40	\$0.00	\$0.00	\$0.00	\$0.00	\$37,524.74	\$46,075.26
2540 Materiales, accesorios y suministros médic	\$124,054.05	\$0.00	\$0.00	\$0.00	\$0.00	\$5,376.47	\$0.00	\$0.00	\$0.00	\$0.00	\$0.00	\$0.00	\$0.00	\$5,376.47	\$118,694.29
2541 Materiales, accesorios y suministros médic	\$124,054.05	\$0.00	\$0.00	\$0.00	\$0.00	\$5,376.47	\$0.00	\$0.00	\$0.00	\$0.00	\$0.00	\$0.00	\$0.00	\$5,376.47	\$118,694.29
2560 Fibras sintéticas, hules, plásticos y derivad	\$493.00	\$0.00	\$0.00	\$0.00	\$0.00	\$0.00	\$0.00	\$499.00	\$0.00	\$0.00	\$0.00	\$0.00	\$0.00	\$499.00	\$0.00
2561 Fibras sintéticas, hules, plásticos y derivad	\$493.00	\$0.00	\$0.00	\$0.00	\$0.00	\$0.00	\$0.00	\$499.00	\$0.00	\$0.00	\$0.00	\$0.00	\$0.00	\$499.00	\$0.00
2590 Otros productos químicos	\$4,000.00	\$0.00	\$0.00	\$0.00	\$0.00	\$0.00	\$0.00	\$1,786.40	\$198.00	\$0.00	\$0.00	\$0.00	\$0.00	\$2,015.60	\$2,015.60
2591 Otros productos químicos	\$4,000.00	\$0.00	\$0.00	\$0.00	\$0.00	\$0.00	\$0.00	\$1,786.40	\$198.00	\$0.00	\$0.00	\$0.00	\$0.00	\$2,015.60	\$2,015.60
2600 COMBUSTIBLES, LUBRICANTES Y ADITI	\$1,005,516.65	\$147,410.04	\$444,375.86	\$93,653.32	\$142,631.75	\$108,847.66	\$35,631.16	\$169,959.13	\$166,643.54	\$6,843.00	\$0.00	\$0.00	\$0.00	\$1,015,538.46	-\$10,481.61
2610 Combustibles, lubricantes y aditivos	\$1,005,516.65	\$147,410.04	\$444,375.86	\$93,653.32	\$142,631.75	\$108,847.66	\$35,631.16	\$169,959.13	\$166,643.54	\$6,843.00	\$0.00	\$0.00	\$0.00	\$1,015,538.46	-\$10,481.61
2611 Combustibles, lubricantes y aditivos	\$1,005,516.65	\$147,410.04	\$444,375.86	\$93,653.32	\$142,631.75	\$108,847.66	\$35,631.16	\$169,959.13	\$166,643.54	\$6,843.00	\$0.00	\$0.00	\$0.00	\$1,015,538.46	-\$10,481.61
2700 VESTUARIO, BLANCOS, PRENDAS DE PI	\$230,000.00	\$0.00	\$0.00	\$0.00	\$1,733.04	\$0.00	\$1,281.94	\$3,909.20	\$1,990.00	\$17,806.00	\$0.00	\$0.00	\$0.00	\$26,724.18	\$203,275.82
2710 Vestuario y uniformes	\$190,000.00	\$0.00	\$0.00	\$0.00	\$0.00	\$0.00	\$0.00	\$0.00	\$0.00	\$17,806.00	\$0.00	\$0.00	\$0.00	\$17,806.00	\$172,194.00
2711 Vestuario y uniformes	\$190,000.00	\$0.00	\$0.00	\$0.00	\$0.00	\$0.00	\$0.00	\$0.00	\$0.00	\$17,806.00	\$0.00	\$0.00	\$0.00	\$17,806.00	\$172,194.00
2720 Prendas de seguridad y protección persona	\$10,000.00	\$0.00	\$0.00	\$0.00	\$1,733.04	\$0.00	\$1,281.94	\$0.00	\$0.00	\$0.00	\$0.00	\$0.00	\$0.00	\$3,014.98	\$6,981.02
2721 Prendas de seguridad y protección persona	\$10,000.00	\$0.00	\$0.00	\$0.00	\$1,733.04	\$0.00	\$1,281.94	\$0.00	\$0.00	\$0.00	\$0.00	\$0.00	\$0.00	\$3,014.98	\$6,981.02
2730 Artículos deportivos	\$30,000.00	\$0.00	\$0.00	\$0.00	\$0.00	\$0.00	\$0.00	\$3,909.20	\$1,990.00	\$0.00	\$0.00	\$0.00	\$0.00	\$5,899.20	\$24,100.80
2731 Artículos deportivos	\$30,000.00	\$0.00	\$0.00	\$0.00	\$0.00	\$0.00	\$0.00	\$3,909.20	\$1,990.00	\$0.00	\$0.00	\$0.00	\$0.00	\$5,899.20	\$24,100.80
2900 HERRAMIENTAS, REFACCIONES Y ACCE	\$222,676.42	\$0.00	\$41,520.33	\$7,207.60	\$27,853.89	\$5,904.70	\$29,483.04	\$9,970.01	\$72,628.03	\$9,832.25	\$0.00	\$0.00	\$0.00	\$154,416.76	\$68,269.66



MUNICIPIO DE MINERAL DEL MONTE
 HIDALGO
 Analítico Mensual de Egresos Pagados por Fuente de Financiamiento al 30/sep./2022
 (Cuentas por Movimientos)
 (Cifras en pesos y centavos)

Objeto del Gasto	Presupuesto Vigente												Diferencia (Vigente - Total)		
	Ene	Feb	Mar	Abr	May	Jun	Jul	Ago	Sep	Oct	Nov	Dic		Total	
2910 Herramientas menores	\$0.00	\$3,814.89	\$0.00	\$10,746.00	\$0.00	\$12,336.01	\$5,520.01	\$0.00	\$1,870.01	\$0.00	\$0.00	\$0.00	\$0.00	\$34,287.02	\$13,712.98
2911 Herramientas menores	\$48,000.00	\$0.00	\$0.00	\$10,746.00	\$0.00	\$12,336.01	\$5,520.01	\$0.00	\$1,870.01	\$0.00	\$0.00	\$0.00	\$0.00	\$34,287.02	\$13,712.98
2920 Refacciones y accesorios menores de edifi	\$48,000.00	\$0.00	\$0.00	\$0.00	\$0.00	\$0.00	\$0.00	\$0.00	\$0.00	\$0.00	\$0.00	\$0.00	\$0.00	\$0.00	\$0.00
2921 Refacciones y accesorios menores de edifi	\$48,000.00	\$0.00	\$0.00	\$0.00	\$0.00	\$0.00	\$0.00	\$0.00	\$0.00	\$0.00	\$0.00	\$0.00	\$0.00	\$0.00	\$0.00
2930 Refacciones y accesorios menores de mot	\$12,354.00	\$0.00	\$0.00	\$0.00	\$0.00	\$0.00	\$0.00	\$0.00	\$0.00	\$0.00	\$0.00	\$0.00	\$0.00	\$0.00	\$0.00
2931 Refacciones y accesorios menores de mot	\$12,354.00	\$0.00	\$0.00	\$0.00	\$0.00	\$0.00	\$0.00	\$0.00	\$0.00	\$0.00	\$0.00	\$0.00	\$0.00	\$0.00	\$0.00
2940 Refacciones y accesorios menores de equi	\$1,140.00	\$0.00	\$0.00	\$0.00	\$0.00	\$0.00	\$0.00	\$0.00	\$0.00	\$0.00	\$0.00	\$0.00	\$0.00	\$0.00	\$0.00
2941 Refacciones y accesorios menores de equi	\$1,140.00	\$0.00	\$0.00	\$0.00	\$0.00	\$0.00	\$0.00	\$0.00	\$0.00	\$0.00	\$0.00	\$0.00	\$0.00	\$0.00	\$0.00
2960 Refacciones y accesorios menores de equi	\$107,418.93	\$0.00	\$37,705.34	\$7,207.60	\$17,117.80	\$5,904.70	\$17,146.03	\$4,450.00	\$7,962.24	\$0.00	\$0.00	\$0.00	\$0.00	\$120,119.74	-\$12,702.81
2961 Refacciones y accesorios menores de equi	\$107,418.93	\$0.00	\$37,705.34	\$7,207.60	\$17,117.80	\$5,904.70	\$17,146.03	\$4,450.00	\$7,962.24	\$0.00	\$0.00	\$0.00	\$0.00	\$120,119.74	-\$12,702.81
2980 Refacciones y accesorios menores de maq	\$1,600.00	\$0.00	\$0.00	\$0.00	\$0.00	\$0.00	\$0.00	\$0.00	\$0.00	\$0.00	\$0.00	\$0.00	\$0.00	\$0.00	\$0.00
2981 Refacciones y accesorios menores de maq	\$1,600.00	\$0.00	\$0.00	\$0.00	\$0.00	\$0.00	\$0.00	\$0.00	\$0.00	\$0.00	\$0.00	\$0.00	\$0.00	\$0.00	\$0.00
2990 Refacciones y accesorios menores otros bi	\$4,165.49	\$0.00	\$0.00	\$0.00	\$0.00	\$0.00	\$0.00	\$0.00	\$0.00	\$0.00	\$0.00	\$0.00	\$0.00	\$0.00	\$0.00
2991 Refacciones y accesorios menores otros bi	\$4,165.49	\$0.00	\$0.00	\$0.00	\$0.00	\$0.00	\$0.00	\$0.00	\$0.00	\$0.00	\$0.00	\$0.00	\$0.00	\$0.00	\$0.00
3000 SERVICIOS GENERALES	\$1,148,843.10	\$533,833.61	\$277,951.35	\$507,275.69	\$469,461.43	\$213,949.60	\$356,105.39	\$106,667.80	\$376,539.04	\$91,738.14	\$0.00	\$0.00	\$0.00	\$2,933,972.05	\$1,214,928.05
3100 SERVICIOS BÁSICOS	\$452,800.00	\$87,302.24	\$7,462.03	\$16,840.92	\$92,064.16	\$5,931.04	\$15,772.86	\$10,589.41	\$10,957.58	\$16,501.60	\$0.00	\$0.00	\$0.00	\$268,161.84	\$184,608.16
3110 Energía eléctrica	\$300,000.00	\$81,460.24	\$727.50	\$2,355.89	\$73,399.71	\$2,277.56	\$838.73	\$5,092.41	\$1,778.41	\$2,738.17	\$0.00	\$0.00	\$0.00	\$175,663.82	\$124,313.38
3111 Energía eléctrica	\$300,000.00	\$81,460.24	\$727.50	\$2,355.89	\$73,399.71	\$2,277.56	\$838.73	\$5,092.41	\$1,778.41	\$2,738.17	\$0.00	\$0.00	\$0.00	\$175,663.82	\$124,313.38
3120 Gas	\$13,000.00	\$0.00	\$997.53	\$445.32	\$299.23	\$811.48	\$1,027.00	\$0.00	\$0.00	\$1,691.09	\$0.00	\$0.00	\$0.00	\$5,271.65	\$7,282.35
3121 Gas	\$13,000.00	\$0.00	\$997.53	\$445.32	\$299.23	\$811.48	\$1,027.00	\$0.00	\$0.00	\$1,691.09	\$0.00	\$0.00	\$0.00	\$5,271.65	\$7,282.35
3130 Agua	\$48,000.00	\$0.00	\$0.00	\$7,326.45	\$7,333.22	\$8,515.13	\$5,277.00	\$4,301.17	\$8,636.34	\$0.00	\$0.00	\$0.00	\$0.00	\$36,112.31	\$11,697.69
3131 Agua	\$48,000.00	\$0.00	\$0.00	\$7,326.45	\$7,333.22	\$8,515.13	\$5,277.00	\$4,301.17	\$8,636.34	\$0.00	\$0.00	\$0.00	\$0.00	\$36,112.31	\$11,697.69
3140 Telefonía tradicional	\$90,000.00	\$5,842.00	\$5,727.00	\$6,144.00	\$6,032.00	\$5,842.00	\$5,392.00	\$5,277.00	\$4,878.00	\$5,436.00	\$0.00	\$0.00	\$0.00	\$50,570.00	\$39,430.00
3141 Telefonía tradicional	\$90,000.00	\$5,842.00	\$5,727.00	\$6,144.00	\$6,032.00	\$5,842.00	\$5,392.00	\$5,277.00	\$4,878.00	\$5,436.00	\$0.00	\$0.00	\$0.00	\$50,570.00	\$39,430.00
3180 Servicios postales y telegráficos	\$1,800.00	\$0.00	\$0.00	\$569.26	\$0.00	\$0.00	\$0.00	\$0.00	\$0.00	\$0.00	\$0.00	\$0.00	\$0.00	\$569.26	\$1,230.74
3181 Servicios postales y telegráficos	\$1,800.00	\$0.00	\$0.00	\$569.26	\$0.00	\$0.00	\$0.00	\$0.00	\$0.00	\$0.00	\$0.00	\$0.00	\$0.00	\$569.26	\$1,230.74
3200 SERVICIOS DE ARRENDAMIENTO	\$406,600.00	\$31,668.00	\$21,234.00	\$30,740.00	\$38,350.00	\$40,414.40	\$45,074.46	\$15,764.00	\$38,309.48	\$17,540.80	\$0.00	\$0.00	\$0.00	\$279,095.14	\$127,604.86
3230 Arrendamiento de mobiliario y equipo de ar	\$25,000.00	\$0.00	\$0.00	\$0.00	\$0.00	\$0.00	\$8,720.06	\$0.00	\$7,377.48	\$0.00	\$0.00	\$0.00	\$0.00	\$16,057.54	\$8,692.46
3231 Arrendamiento de mobiliario y equipo de ar	\$25,000.00	\$0.00	\$0.00	\$0.00	\$0.00	\$0.00	\$8,720.06	\$0.00	\$7,377.48	\$0.00	\$0.00	\$0.00	\$0.00	\$16,057.54	\$8,692.46
3250 Arrendamiento de equipo de transporte	\$270,000.00	\$31,668.00	\$21,234.00	\$28,652.00	\$38,350.00	\$25,520.00	\$27,260.00	\$9,500.00	\$22,828.00	\$14,200.00	\$0.00	\$0.00	\$0.00	\$219,312.00	\$60,888.00
3251 Arrendamiento de equipo de transporte	\$270,000.00	\$31,668.00	\$21,234.00	\$28,652.00	\$38,350.00	\$25,520.00	\$27,260.00	\$9,500.00	\$22,828.00	\$14,200.00	\$0.00	\$0.00	\$0.00	\$219,312.00	\$60,888.00
3260 Arrendamiento de maquinaria, otros equi	\$100,000.00	\$0.00	\$0.00	\$2,068.00	\$0.00	\$6,960.00	\$1,160.00	\$0.00	\$1,740.00	\$0.00	\$0.00	\$0.00	\$0.00	\$11,948.00	\$98,052.00
3261 Arrendamiento de maquinaria, otros equi	\$100,000.00	\$0.00	\$0.00	\$2,068.00	\$0.00	\$6,960.00	\$1,160.00	\$0.00	\$1,740.00	\$0.00	\$0.00	\$0.00	\$0.00	\$11,948.00	\$98,052.00
3290 Otros arrendamientos	\$11,600.00	\$0.00	\$0.00	\$0.00	\$0.00	\$7,934.40	\$7,934.40	\$6,264.00	\$6,264.00	\$3,340.80	\$0.00	\$0.00	\$0.00	\$31,757.60	\$20,157.60
3291 Otros arrendamientos	\$11,600.00	\$0.00	\$0.00	\$0.00	\$0.00	\$7,934.40	\$7,934.40	\$6,264.00	\$6,264.00	\$3,340.80	\$0.00	\$0.00	\$0.00	\$31,757.60	\$20,157.60
3300 SERVICIOS PROFESIONALES, CIENTÍFICO	\$447,900.00	\$3,791.12	\$11,999.89	\$38,235.89	\$28,106.43	\$27,675.67	\$10,675.07	\$23,408.01	\$39,200.74	\$13,262.34	\$0.00	\$0.00	\$0.00	\$198,049.16	\$251,809.34
3310 Servicios legales, de contabilidad, auditoría	\$152,710.00	\$0.00	\$11,999.89	\$28,235.89	\$0.00	\$23,200.00	\$0.00	\$0.00	\$29,200.74	\$0.00	\$0.00	\$0.00	\$0.00	\$92,640.52	\$60,039.48
3311 Servicios legales, de contabilidad, auditoría	\$152,710.00	\$0.00	\$11,999.89	\$28,235.89	\$0.00	\$23,200.00	\$0.00	\$0.00	\$29,200.74	\$0.00	\$0.00	\$0.00	\$0.00	\$92,640.52	\$60,039.48
3330 Servicios de consultoría administrativa, pro	\$144,000.00	\$0.00	\$0.00	\$0.00	\$0.00	\$0.00	\$0.00	\$0.00	\$0.00	\$0.00	\$0.00	\$0.00	\$0.00	\$144,000.00	\$0.00
3331 Servicios de consultoría administrativa, pro	\$144,000.00	\$0.00	\$0.00	\$0.00	\$0.00	\$0.00	\$0.00	\$0.00	\$0.00	\$0.00	\$0.00	\$0.00	\$0.00	\$144,000.00	\$0.00



MUNICIPIO DE MINERAL DEL MONTE
HIDALGO
Analitico Mensual de Egresos Pagados por Fuente de Financiamiento al 30/sep./2022
(Cuentas con Movimientos)
(Cifras en pesos y centavos)

Objeto del Gasto	Presupuesto Vigente												Diferencia (Vigente - Total)		
	Ene	Feb	Mar	Abr	May	Jun	Jul	Ago	Sep	Oct	Nov	Dic		Total	
3340 Servicios de capacitación	\$0.00	\$0.00	\$0.00	\$2,790.38	\$0.00	\$0.00	\$0.00	\$0.00	\$0.00	\$0.00	\$0.00	\$0.00	\$0.00	\$2,790.38	\$7,649.62
3341 Servicios de capacitación	\$0.00	\$0.00	\$0.00	\$2,790.38	\$0.00	\$0.00	\$0.00	\$0.00	\$0.00	\$0.00	\$0.00	\$0.00	\$0.00	\$2,790.38	\$7,649.62
3360 Servicios de apoyo administrativo, traducción	\$0.00	\$0.00	\$0.00	\$98.05	\$4,060.00	\$675.07	\$13,108.01	\$0.00	\$3,282.34	\$0.00	\$0.00	\$0.00	\$0.00	\$4,360.00	\$9,298.53
3361 Servicios de apoyo administrativo, fotocopias	\$0.00	\$0.00	\$0.00	\$98.05	\$4,060.00	\$675.07	\$13,108.01	\$0.00	\$3,282.34	\$0.00	\$0.00	\$0.00	\$0.00	\$4,360.00	\$9,298.53
3362 Fotocopias, impresiones y emuladores	\$0.00	\$0.00	\$0.00	\$98.05	\$4,060.00	\$675.07	\$13,108.01	\$0.00	\$3,282.34	\$0.00	\$0.00	\$0.00	\$0.00	\$4,360.00	\$9,298.53
3390 Servicios profesionales, científicos y técnicos	\$3,781.12	\$0.00	\$10,000.00	\$25,220.00	\$415.67	\$10,000.00	\$10,000.00	\$10,000.00	\$10,000.00	\$0.00	\$0.00	\$0.00	\$0.00	\$79,415.79	\$30,583.21
3391 Servicios profesionales, científicos y técnicos	\$3,781.12	\$0.00	\$10,000.00	\$25,220.00	\$415.67	\$10,000.00	\$10,000.00	\$10,000.00	\$10,000.00	\$0.00	\$0.00	\$0.00	\$0.00	\$79,415.79	\$30,583.21
3400 SERVICIOS FINANCIEROS, BANCARIOS	\$4,281.09	\$2,884.37	\$2,882.78	\$1,048.27	\$1,812.86	\$7,041.00	\$2,331.98	\$2,074.03	\$2,844.32	\$0.00	\$0.00	\$0.00	\$0.00	\$28,300.70	\$8,099.30
3410 Servicios financieros y bancarios	\$4,281.09	\$2,884.37	\$2,882.78	\$1,048.27	\$1,812.86	\$7,041.00	\$2,331.98	\$2,074.03	\$2,844.32	\$0.00	\$0.00	\$0.00	\$0.00	\$28,300.70	\$8,099.30
3500 SERVICIOS DE INSTALACION, REPARACION	\$1,705,775.60	\$0.00	\$144,259.46	\$251,066.66	\$191,178.01	\$125,766.59	\$162,773.79	\$53,696.40	\$8,123.78	\$0.00	\$0.00	\$0.00	\$0.00	\$1,083,863.53	\$622,912.07
3510 Conservación y mantenimiento menor de in	\$366,000.00	\$0.00	\$6,284.00	\$84,728.40	\$61,834.65	\$93,000.01	\$5,800.00	\$5,800.00	\$0.00	\$0.00	\$0.00	\$0.00	\$0.00	\$257,425.06	\$108,574.94
3511 Conservación y mantenimiento menor de in	\$366,000.00	\$0.00	\$6,284.00	\$84,728.40	\$61,834.65	\$93,000.01	\$5,800.00	\$5,800.00	\$0.00	\$0.00	\$0.00	\$0.00	\$0.00	\$257,425.06	\$108,574.94
3520 Instalación, reparación y mantenimiento de	\$58,775.60	\$0.00	\$3,654.00	\$0.00	\$350.00	\$0.00	\$0.00	\$0.00	\$1,465.78	\$0.00	\$0.00	\$0.00	\$0.00	\$5,469.78	\$53,305.82
3521 Instalación, reparación y mantenimiento de	\$58,775.60	\$0.00	\$3,654.00	\$0.00	\$350.00	\$0.00	\$0.00	\$0.00	\$1,465.78	\$0.00	\$0.00	\$0.00	\$0.00	\$5,469.78	\$53,305.82
3530 Instalación, reparación y mantenimiento de	\$4,000.00	\$0.00	\$0.00	\$0.00	\$0.00	\$0.00	\$0.00	\$0.00	\$0.00	\$0.00	\$0.00	\$0.00	\$0.00	\$1,000.00	\$3,000.00
3531 Instalación, reparación y mantenimiento de	\$4,000.00	\$0.00	\$0.00	\$0.00	\$0.00	\$0.00	\$0.00	\$0.00	\$0.00	\$0.00	\$0.00	\$0.00	\$0.00	\$1,000.00	\$3,000.00
3550 Reparación y mantenimiento de equipo de t	\$394,000.00	\$0.00	\$66,094.48	\$37,686.36	\$66,253.40	\$32,416.58	\$28,177.60	\$47,896.40	\$60,956.40	\$0.00	\$0.00	\$0.00	\$0.00	\$364,874.22	\$29,125.78
3551 Reparación y mantenimiento de equipo de t	\$394,000.00	\$0.00	\$66,094.48	\$37,686.36	\$66,253.40	\$32,416.58	\$28,177.60	\$47,896.40	\$60,956.40	\$0.00	\$0.00	\$0.00	\$0.00	\$364,874.22	\$29,125.78
3570 Instalación, reparación y mantenimiento de	\$4,000.00	\$0.00	\$0.00	\$0.00	\$0.00	\$0.00	\$0.00	\$0.00	\$2,264.00	\$0.00	\$0.00	\$0.00	\$0.00	\$2,264.00	\$1,736.00
3571 Instalación, reparación y mantenimiento de	\$4,000.00	\$0.00	\$0.00	\$0.00	\$0.00	\$0.00	\$0.00	\$0.00	\$2,264.00	\$0.00	\$0.00	\$0.00	\$0.00	\$2,264.00	\$1,736.00
3580 Servicios de limpieza y manejo de desecho:	\$880,000.00	\$0.00	\$71,900.98	\$125,000.90	\$63,089.96	\$0.00	\$128,796.19	\$0.00	\$64,042.44	\$0.00	\$0.00	\$0.00	\$0.00	\$452,830.47	\$427,169.53
3581 Servicios de limpieza y manejo de desecho:	\$880,000.00	\$0.00	\$71,900.98	\$125,000.90	\$63,089.96	\$0.00	\$128,796.19	\$0.00	\$64,042.44	\$0.00	\$0.00	\$0.00	\$0.00	\$452,830.47	\$427,169.53
3600 SERVICIOS DE COMUNICACION SOCIAL	\$59,800.00	\$5,753.60	\$29,081.20	\$13,494.28	\$7,794.04	\$5,073.84	\$0.00	\$13,020.00	\$0.00	\$0.00	\$0.00	\$0.00	\$0.00	\$88,716.96	\$419,078.36
3610 Difusión por radio, televisión y otros medio	\$39,000.00	\$5,800.00	\$5,753.60	\$29,081.20	\$13,494.28	\$7,794.04	\$0.00	\$5,800.00	\$13,020.00	\$0.00	\$0.00	\$0.00	\$0.00	\$85,816.96	\$46,818.95
3611 Difusión por radio, televisión y otros medio	\$39,000.00	\$5,800.00	\$5,753.60	\$29,081.20	\$13,494.28	\$7,794.04	\$0.00	\$5,800.00	\$13,020.00	\$0.00	\$0.00	\$0.00	\$0.00	\$85,816.96	\$46,818.95
3620 Difusión por radio, televisión y otros medio	\$12,000.00	\$0.00	\$0.00	\$0.00	\$0.00	\$0.00	\$0.00	\$0.00	\$0.00	\$0.00	\$0.00	\$0.00	\$0.00	\$2,900.00	\$8,100.00
3621 Difusión por radio, televisión y otros medio	\$12,000.00	\$0.00	\$0.00	\$0.00	\$0.00	\$0.00	\$0.00	\$0.00	\$0.00	\$0.00	\$0.00	\$0.00	\$0.00	\$2,900.00	\$8,100.00
3630 Servicios de creatividad, preproducción y p	\$2,000.00	\$0.00	\$0.00	\$0.00	\$0.00	\$0.00	\$0.00	\$0.00	\$0.00	\$0.00	\$0.00	\$0.00	\$0.00	\$0.00	\$2,000.00
3631 Servicios de creatividad, preproducción y p	\$2,000.00	\$0.00	\$0.00	\$0.00	\$0.00	\$0.00	\$0.00	\$0.00	\$0.00	\$0.00	\$0.00	\$0.00	\$0.00	\$0.00	\$2,000.00
3650 Servicios de la industria filmica, del sonido	\$16,640.00	\$0.00	\$0.00	\$0.00	\$0.00	\$0.00	\$0.00	\$0.00	\$0.00	\$0.00	\$0.00	\$0.00	\$0.00	\$16,640.00	\$16,640.00
3651 Servicios de la industria filmica, del sonido	\$16,640.00	\$0.00	\$0.00	\$0.00	\$0.00	\$0.00	\$0.00	\$0.00	\$0.00	\$0.00	\$0.00	\$0.00	\$0.00	\$16,640.00	\$16,640.00
3700 SERVICIOS DE TRASLADOS Y VIATICOS	\$52,800.00	\$0.00	\$0.00	\$0.00	\$0.00	\$1,640.00	\$0.00	\$357.00	\$2,350.00	\$0.00	\$0.00	\$0.00	\$0.00	\$4,347.00	\$48,453.00
3720 Pasajes terrestres	\$15,000.00	\$0.00	\$0.00	\$0.00	\$0.00	\$150.00	\$0.00	\$0.00	\$0.00	\$0.00	\$0.00	\$0.00	\$0.00	\$150.00	\$14,850.00
3721 Pasajes terrestres	\$15,000.00	\$0.00	\$0.00	\$0.00	\$0.00	\$150.00	\$0.00	\$0.00	\$0.00	\$0.00	\$0.00	\$0.00	\$0.00	\$150.00	\$14,850.00
3750 Viáticos en el país	\$37,800.00	\$0.00	\$0.00	\$0.00	\$0.00	\$1,490.00	\$0.00	\$357.00	\$2,350.00	\$0.00	\$0.00	\$0.00	\$0.00	\$4,167.00	\$33,633.00
3751 Viáticos en el país	\$37,800.00	\$0.00	\$0.00	\$0.00	\$0.00	\$1,490.00	\$0.00	\$357.00	\$2,350.00	\$0.00	\$0.00	\$0.00	\$0.00	\$4,167.00	\$33,633.00
3800 SERVICIOS OFICIALES	\$902,766.28	\$401,021.16	\$84,448.00	\$78,366.76	\$103,779.28	\$103,472.00	\$132,416.00	\$19,475.30	\$0.00	\$0.00	\$0.00	\$0.00	\$0.00	\$916,977.50	\$4,211.22
3810 Gastos de ceremonial	\$52,450.00	\$0.00	\$0.00	\$0.00	\$0.00	\$0.00	\$0.00	\$0.00	\$0.00	\$0.00	\$0.00	\$0.00	\$0.00	\$52,450.00	\$52,450.00
3811 Gastos de ceremonial	\$52,450.00	\$0.00	\$0.00	\$0.00	\$0.00	\$0.00	\$0.00	\$0.00	\$0.00	\$0.00	\$0.00	\$0.00	\$0.00	\$52,450.00	\$52,450.00






MUNICIPIO DE MINERAL DEL MONTE
HIDALGO
Analítico Mensual de Egresos Pagados por Fuente de Financiamiento al 30/sep./2022
(Cuentas con Movimientos)
(Cifras en pesos y centavos)

Objeto del Gasto	Presupuesto Vigente	Ene	Feb	MAR	Abr	May	Jun	Jul	Ago	Sep	Oct	Nov	Dic	Total (Vigente - Total)	Diferencia
3820 Gastos de orden social y cultural	\$795,122.20	\$401,021.16	\$84,448.00	\$78,365.76	\$103,779.28	\$0.00	\$103,472.00	\$0.00	\$132,416.00	\$13,475.30	\$0.00	\$0.00	\$0.00	\$916,577.50	-\$121,655.30
3821 Gastos de orden social y cultural	\$795,122.20	\$401,021.16	\$84,448.00	\$78,365.76	\$103,779.28	\$0.00	\$103,472.00	\$0.00	\$132,416.00	\$13,475.30	\$0.00	\$0.00	\$0.00	\$916,577.50	-\$121,655.30
3830 Congresos y convenciones	\$55,194.08	\$0.00	\$0.00	\$0.00	\$0.00	\$0.00	\$0.00	\$0.00	\$0.00	\$0.00	\$0.00	\$0.00	\$0.00	\$55,194.08	\$55,194.08
3831 Congresos y convenciones	\$55,194.08	\$0.00	\$0.00	\$0.00	\$0.00	\$0.00	\$0.00	\$0.00	\$0.00	\$0.00	\$0.00	\$0.00	\$0.00	\$55,194.08	\$55,194.08
3800 OTROS SERVICIOS GENERALES	\$75,412.22	\$0.00	\$0.00	\$60,858.48	\$4,441.00	\$1,555.00	\$1,632.37	\$1,398.00	\$1,825.37	\$4,620.00	\$0.00	\$0.00	\$0.00	\$70,280.22	\$5,036.00
3820 Impuestos y derechos	\$52,301.85	\$0.00	\$0.00	\$58,205.48	\$0.00	\$0.00	\$205.37	\$0.00	\$205.37	\$0.00	\$0.00	\$0.00	\$0.00	\$58,616.22	-\$6,314.37
3821 Impuestos y derechos	\$52,301.85	\$0.00	\$0.00	\$58,205.48	\$0.00	\$0.00	\$205.37	\$0.00	\$205.37	\$0.00	\$0.00	\$0.00	\$0.00	\$58,616.22	-\$6,314.37
3880 Impuesto sobre nóminas y otros que se de	\$23,114.37	\$0.00	\$0.00	\$2,653.00	\$1,441.00	\$1,555.00	\$1,477.00	\$1,388.00	\$1,620.00	\$1,620.00	\$0.00	\$0.00	\$0.00	\$11,754.00	\$11,380.37
3881 Impuesto sobre nóminas y otros que se de	\$23,114.37	\$0.00	\$0.00	\$2,653.00	\$1,441.00	\$1,555.00	\$1,477.00	\$1,388.00	\$1,620.00	\$1,620.00	\$0.00	\$0.00	\$0.00	\$11,754.00	\$11,380.37
4000 TRANSFERENCIAS, ASIGNACIONES	\$1,005,000.00	\$0.00	\$70,688.00	\$49,500.21	\$51,979.06	\$215,605.46	\$131,845.24	\$24,905.20	\$173,617.24	\$95,971.80	\$0.00	\$0.00	\$0.00	\$834,122.21	\$171,148.00
4200 TRANSFERENCIAS AL RESTO DEL SECT	\$19,763.19	\$0.00	\$0.00	\$0.00	\$0.00	\$0.00	\$0.00	\$0.00	\$0.00	\$0.00	\$0.00	\$0.00	\$0.00	\$19,763.19	\$0.00
4220 Transferencias otorgadas para entidades p	\$19,763.19	\$0.00	\$0.00	\$0.00	\$0.00	\$0.00	\$0.00	\$0.00	\$0.00	\$0.00	\$0.00	\$0.00	\$0.00	\$19,763.19	\$0.00
4221 Transferencias otorgadas para entidades p	\$19,763.19	\$0.00	\$0.00	\$0.00	\$0.00	\$0.00	\$0.00	\$0.00	\$0.00	\$0.00	\$0.00	\$0.00	\$0.00	\$19,763.19	\$0.00
4400 AYUDAS SOCIALES	\$995,236.81	\$0.00	\$70,688.00	\$49,500.21	\$51,979.06	\$215,605.46	\$131,845.24	\$24,905.20	\$173,617.24	\$95,971.80	\$0.00	\$0.00	\$0.00	\$834,122.21	\$171,148.00
4410 Ayudas sociales a personas	\$879,665.48	\$0.00	\$70,688.00	\$49,500.21	\$51,979.06	\$215,605.46	\$131,845.24	\$24,905.20	\$173,617.24	\$95,971.80	\$0.00	\$0.00	\$0.00	\$814,122.21	\$65,733.27
4411 Ayudas sociales a personas	\$879,665.48	\$0.00	\$70,688.00	\$49,500.21	\$51,979.06	\$215,605.46	\$131,845.24	\$24,905.20	\$173,617.24	\$95,971.80	\$0.00	\$0.00	\$0.00	\$814,122.21	\$65,733.27
4430 Ayudas sociales a instituciones de enseñar	\$105,381.33	\$0.00	\$0.00	\$0.00	\$0.00	\$0.00	\$0.00	\$0.00	\$0.00	\$0.00	\$0.00	\$0.00	\$0.00	\$105,381.33	\$0.00
4431 Ayudas sociales a instituciones de enseñar	\$105,381.33	\$0.00	\$0.00	\$0.00	\$0.00	\$0.00	\$0.00	\$0.00	\$0.00	\$0.00	\$0.00	\$0.00	\$0.00	\$105,381.33	\$0.00
5000 BIENES MUEBLES, INMUEBLES E IN	\$37,524.40	\$0.00	\$0.00	\$10,500.00	\$0.00	\$0.00	\$9,810.00	\$0.00	\$17,214.40	\$0.00	\$0.00	\$0.00	\$0.00	\$37,524.40	\$0.00
5100 MOBILIARIO Y EQUIPO DE ADMINISTRAC	\$10,500.00	\$0.00	\$0.00	\$10,500.00	\$0.00	\$0.00	\$0.00	\$0.00	\$0.00	\$0.00	\$0.00	\$0.00	\$0.00	\$10,500.00	\$0.00
5190 Otros mobiliarios y equipos de administrac	\$10,500.00	\$0.00	\$0.00	\$10,500.00	\$0.00	\$0.00	\$0.00	\$0.00	\$0.00	\$0.00	\$0.00	\$0.00	\$0.00	\$10,500.00	\$0.00
5191 Otros mobiliarios y equipos de administrac	\$10,500.00	\$0.00	\$0.00	\$10,500.00	\$0.00	\$0.00	\$0.00	\$0.00	\$0.00	\$0.00	\$0.00	\$0.00	\$0.00	\$10,500.00	\$0.00
5600 MAQUINARIA, OTROS EQUIPOS Y HERRA	\$27,024.40	\$0.00	\$0.00	\$0.00	\$0.00	\$0.00	\$9,810.00	\$0.00	\$17,214.40	\$0.00	\$0.00	\$0.00	\$0.00	\$27,024.40	\$0.00
5670 Herramientas y máquinas-herramienta	\$27,024.40	\$0.00	\$0.00	\$0.00	\$0.00	\$0.00	\$9,810.00	\$0.00	\$17,214.40	\$0.00	\$0.00	\$0.00	\$0.00	\$27,024.40	\$0.00
5671 Herramientas y máquinas-herramienta	\$27,024.40	\$0.00	\$0.00	\$0.00	\$0.00	\$0.00	\$9,810.00	\$0.00	\$17,214.40	\$0.00	\$0.00	\$0.00	\$0.00	\$27,024.40	\$0.00
Recursos Fiscales	\$9,787,894.50	\$788,591.75	\$848,405.27	\$1,116,384.73	\$886,883.23	\$624,889.55	\$791,576.49	\$802,300.22	\$1,052,411.31	\$867,708.35	\$1.00	\$0.00	\$0.00	\$7,580,151.50	\$2,207,502.60


1501 Fondo General de Participaciones (FOGEP)

Objeto del Gasto	Presupuesto Vigente	Ene	Feb	MAR	Abr	May	Jun	Jul	Ago	Sep	Oct	Nov	Dic	Total (Vigente - Total)	Diferencia
1000 SERVICIOS PERSONALES	\$11,323,423.36	\$1,110,441.10	\$1,087,988.32	\$1,109,474.73	\$1,116,090.69	\$1,071,290.36	\$1,038,228.38	\$1,049,533.13	\$1,048,309.43	\$1,048,627.53	\$0.00	\$0.00	\$0.00	\$9,679,584.67	\$5,252,438.69
1100 REMUNERACIONES AL PERSONAL DE C	\$11,223,317.05	\$901,083.75	\$883,922.56	\$876,729.65	\$882,130.99	\$837,011.74	\$842,938.68	\$851,293.09	\$854,564.62	\$832,894.36	\$0.00	\$0.00	\$0.00	\$7,772,584.44	\$2,450,722.61
1130 Sueldos base al personal permanente	\$11,223,317.05	\$901,083.75	\$883,922.56	\$876,729.65	\$882,130.99	\$837,011.74	\$842,938.68	\$851,293.09	\$854,564.62	\$832,894.36	\$0.00	\$0.00	\$0.00	\$7,772,584.44	\$2,450,722.61
1131 Sueldos personal de base	\$11,223,317.05	\$901,083.75	\$883,922.56	\$876,729.65	\$882,130.99	\$837,011.74	\$842,938.68	\$851,293.09	\$854,564.62	\$832,894.36	\$0.00	\$0.00	\$0.00	\$7,772,584.44	\$2,450,722.61
1300 REMUNERACIONES ADICIONALES Y ESP	\$1,154,226.21	\$145,580.23	\$151,274.76	\$180,590.42	\$183,312.70	\$175,268.62	\$149,599.70	\$142,875.04	\$147,444.81	\$171,603.17	\$0.00	\$0.00	\$0.00	\$1,447,589.45	\$1,706,956.75
1310 Primas por años de servicios efectivos pres	\$935,338.54	\$112,227.64	\$107,902.64	\$115,602.20	\$105,988.64	\$107,681.64	\$106,228.64	\$106,228.64	\$103,758.64	\$132,104.02	\$0.00	\$0.00	\$0.00	\$998,122.70	-\$62,784.16
1311 Primas por años de servicios efectivos pres	\$935,338.54	\$112,227.64	\$107,902.64	\$115,602.20	\$105,988.64	\$107,681.64	\$106,228.64	\$106,228.64	\$103,758.64	\$132,104.02	\$0.00	\$0.00	\$0.00	\$998,122.70	-\$62,784.16
1320 Primas de vacaciones, dominical y gratifica	\$2,001,625.81	\$6,075.60	\$9,831.69	\$37,184.02	\$43,838.22	\$47,809.90	\$24,906.74	\$17,905.08	\$26,801.85	\$18,003.00	\$0.00	\$0.00	\$0.00	\$232,154.10	\$1,789,471.71
1321 Primas de vacaciones	\$2,001,625.81	\$6,075.60	\$9,831.69	\$37,184.02	\$43,838.22	\$47,809.90	\$24,906.74	\$17,905.08	\$26,801.85	\$18,003.00	\$0.00	\$0.00	\$0.00	\$232,154.10	\$1,789,471.71
1322 Gratificación fin de año	\$1,736,529.28	\$0.00	\$0.00	\$4,625.46	\$43,838.22	\$41,221.76	\$17,892.41	\$21,655.08	\$20,036.46	\$9,150.62	\$0.00	\$0.00	\$0.00	\$202,255.30	\$62,841.23
1330 Horas extraordinarias	\$168,147.86	\$23,484.71	\$28,673.95	\$22,827.72	\$28,221.36	\$19,777.08	\$18,774.32	\$18,741.32	\$16,784.32	\$21,456.15	\$0.00	\$0.00	\$0.00	\$198,620.93	\$1,706,630.48



MUNICIPIO DE MINERAL DEL MONTE
HIDALGO
Analitico Mensual de Egresos Pagados por Fuente de Financiamiento al 30/sep./2022
 (Cuentas con Movimientos)
 (Cifras en Pesos y centavos)

Objeto del Gasto	Presupuesto Vigente	Ene	Feb	Mar	Abr	May	Jun	Jul	Ago	Sep	Oct	Nov	Dic	Total	Diferencia (Vigente - Total)
1331 Horas extraordinarias	\$188,147.86	\$23,484.71	\$28,673.95	\$22,887.72	\$28,221.36	\$16,777.08	\$18,774.32	\$18,774.32	\$16,784.32	\$21,486.15	\$0.00	\$0.00	\$0.00	\$198,620.93	-\$10,673.07
1340 Compensaciones	\$29,114.00	\$3,572.28	\$4,866.48	\$4,866.48	\$4,866.48	\$0.00	\$0.00	\$0.00	\$0.00	\$0.00	\$0.00	\$0.00	\$0.00	\$18,171.72	\$10,942.28
1341 Compensaciones	\$29,114.00	\$3,572.28	\$4,866.48	\$4,866.48	\$4,866.48	\$0.00	\$0.00	\$0.00	\$0.00	\$0.00	\$0.00	\$0.00	\$0.00	\$18,171.72	\$10,942.28
1500 OTRAS PRESTACIONES SOCIALES Y EC	\$1,554,880.40	\$83,997.12	\$52,792.00	\$52,224.66	\$50,647.00	\$55,010.00	\$45,360.00	\$45,360.00	\$46,500.00	\$44,130.00	\$0.00	\$0.00	\$0.00	\$460,120.78	\$1,094,759.62
1540 Prestaciones contractuales	\$1,478,594.10	\$83,997.12	\$52,792.00	\$52,224.66	\$50,647.00	\$55,010.00	\$45,360.00	\$45,360.00	\$46,500.00	\$44,130.00	\$0.00	\$0.00	\$0.00	\$460,120.78	\$1,018,473.32
1541 Prestaciones contractuales	\$1,478,594.10	\$83,997.12	\$52,792.00	\$52,224.66	\$50,647.00	\$55,010.00	\$45,360.00	\$45,360.00	\$46,500.00	\$44,130.00	\$0.00	\$0.00	\$0.00	\$460,120.78	\$1,018,473.32
1590 Otras prestaciones sociales y económicas	\$76,286.00	\$0.00	\$0.00	\$0.00	\$0.00	\$0.00	\$0.00	\$0.00	\$0.00	\$0.00	\$0.00	\$0.00	\$0.00	\$0.00	\$76,286.00
1591 Otras prestaciones sociales y económicas	\$76,286.00	\$0.00	\$0.00	\$0.00	\$0.00	\$0.00	\$0.00	\$0.00	\$0.00	\$0.00	\$0.00	\$0.00	\$0.00	\$0.00	\$76,286.00
2000 MATERIALES Y SUMINISTROS	\$160,000.40	\$0.00	\$0.00	\$0.00	\$0.00	\$0.00	\$0.00	\$0.00	\$0.00	\$0.00	\$0.00	\$0.00	\$0.00	\$0.00	\$160,000.40
2400 MATERIALES Y ARTICULOS DE CONSTR	\$82,070.78	\$0.00	\$0.00	\$0.00	\$0.00	\$0.00	\$0.00	\$0.00	\$0.00	\$0.00	\$0.00	\$0.00	\$0.00	\$0.00	\$82,070.78
2420 Cemento y productos de concreto	\$82,070.78	\$0.00	\$0.00	\$0.00	\$0.00	\$0.00	\$0.00	\$0.00	\$0.00	\$0.00	\$0.00	\$0.00	\$0.00	\$0.00	\$82,070.78
2421 Cemento y productos de concreto	\$82,070.78	\$0.00	\$0.00	\$0.00	\$0.00	\$0.00	\$0.00	\$0.00	\$0.00	\$0.00	\$0.00	\$0.00	\$0.00	\$0.00	\$82,070.78
2500 PRODUCTOS QUIMICOS, FARMACEUTIC	\$27,929.34	\$0.00	\$0.00	\$0.00	\$0.00	\$0.00	\$0.00	\$0.00	\$0.00	\$0.00	\$0.00	\$0.00	\$0.00	\$0.00	\$27,929.34
2560 Fibras sintéticas, hules, plásticos y derivad	\$27,929.34	\$0.00	\$0.00	\$0.00	\$0.00	\$0.00	\$0.00	\$0.00	\$0.00	\$0.00	\$0.00	\$0.00	\$0.00	\$0.00	\$27,929.34
2561 Fibras sintéticas, hules, plásticos y derivad	\$27,929.34	\$0.00	\$0.00	\$0.00	\$0.00	\$0.00	\$0.00	\$0.00	\$0.00	\$0.00	\$0.00	\$0.00	\$0.00	\$0.00	\$27,929.34
2700 VESTUARIO, BLANCOS, PRENDAS DE PI	\$50,000.00	\$0.00	\$0.00	\$0.00	\$0.00	\$0.00	\$0.00	\$0.00	\$0.00	\$0.00	\$0.00	\$0.00	\$0.00	\$0.00	\$50,000.00
2720 Prendas de seguridad y protección persona	\$50,000.00	\$0.00	\$0.00	\$0.00	\$0.00	\$0.00	\$0.00	\$0.00	\$0.00	\$0.00	\$0.00	\$0.00	\$0.00	\$0.00	\$50,000.00
2721 Prendas de seguridad y protección persona	\$50,000.00	\$0.00	\$0.00	\$0.00	\$0.00	\$0.00	\$0.00	\$0.00	\$0.00	\$0.00	\$0.00	\$0.00	\$0.00	\$0.00	\$50,000.00
3000 SERVICIOS GENERALES	\$1,022,393.60	\$0.00	\$31,153.00	\$35,649.00	\$30,233.00	\$30,617.00	\$189,946.80	\$28,351.00	\$205,839.00	\$217,557.00	\$0.00	\$0.00	\$0.00	\$759,425.80	-\$262,967.80
3200 SERVICIOS DE ARRENDAMIENTO	\$300,000.00	\$0.00	\$0.00	\$5,800.00	\$0.00	\$0.00	\$19,860.80	\$0.00	\$177,012.00	\$168,674.00	\$0.00	\$0.00	\$0.00	\$397,426.80	-\$97,426.80
3260 Arrendamiento de maquinaria, otros equipo	\$300,000.00	\$0.00	\$0.00	\$5,800.00	\$0.00	\$0.00	\$19,860.80	\$0.00	\$177,012.00	\$168,674.00	\$0.00	\$0.00	\$0.00	\$397,426.80	-\$97,426.80
3261 Arrendamiento de maquinaria, otros equipo	\$300,000.00	\$0.00	\$0.00	\$5,800.00	\$0.00	\$0.00	\$19,860.80	\$0.00	\$177,012.00	\$168,674.00	\$0.00	\$0.00	\$0.00	\$397,426.80	-\$97,426.80
3300 SERVICIOS PROFESIONALES, CIENTIFIC	\$200,000.00	\$0.00	\$0.00	\$0.00	\$0.00	\$0.00	\$148,132.00	\$0.00	\$0.00	\$0.00	\$0.00	\$0.00	\$0.00	\$148,132.00	\$51,868.00
3310 Servicios legales, de contabilidad, auditoría	\$200,000.00	\$0.00	\$0.00	\$0.00	\$0.00	\$0.00	\$148,132.00	\$0.00	\$0.00	\$0.00	\$0.00	\$0.00	\$0.00	\$148,132.00	\$51,868.00
3311 Servicios legales, de contabilidad, auditoría	\$200,000.00	\$0.00	\$0.00	\$0.00	\$0.00	\$0.00	\$148,132.00	\$0.00	\$0.00	\$0.00	\$0.00	\$0.00	\$0.00	\$148,132.00	\$51,868.00
3400 SERVICIOS FINANCIEROS, BANCARIOS	\$120,000.00	\$0.00	\$0.00	\$0.00	\$0.00	\$0.00	\$0.00	\$0.00	\$0.00	\$0.00	\$0.00	\$0.00	\$0.00	\$0.00	\$120,000.00
3450 Seguro de bienes patrimoniales	\$120,000.00	\$0.00	\$0.00	\$0.00	\$0.00	\$0.00	\$0.00	\$0.00	\$0.00	\$0.00	\$0.00	\$0.00	\$0.00	\$0.00	\$120,000.00
3451 Seguro de bienes patrimoniales	\$120,000.00	\$0.00	\$0.00	\$0.00	\$0.00	\$0.00	\$0.00	\$0.00	\$0.00	\$0.00	\$0.00	\$0.00	\$0.00	\$0.00	\$120,000.00
3900 OTROS SERVICIOS GENERALES	\$402,393.60	\$0.00	\$31,153.00	\$29,849.00	\$30,233.00	\$30,617.00	\$21,954.00	\$28,351.00	\$28,927.00	\$28,853.00	\$0.00	\$0.00	\$0.00	\$229,847.00	\$172,546.60
3920 Impuestos y derechos	\$50,000.00	\$0.00	\$0.00	\$0.00	\$0.00	\$0.00	\$0.00	\$0.00	\$0.00	\$0.00	\$0.00	\$0.00	\$0.00	\$0.00	\$50,000.00
3921 Impuestos y derechos	\$50,000.00	\$0.00	\$0.00	\$0.00	\$0.00	\$0.00	\$0.00	\$0.00	\$0.00	\$0.00	\$0.00	\$0.00	\$0.00	\$0.00	\$50,000.00
3980 Impuesto sobre nóminas y otros que se del	\$352,393.60	\$0.00	\$31,153.00	\$29,849.00	\$30,233.00	\$30,617.00	\$21,954.00	\$28,351.00	\$28,927.00	\$28,853.00	\$0.00	\$0.00	\$0.00	\$229,847.00	\$122,546.60
3981 Impuesto sobre nóminas y otros que se del	\$352,393.60	\$0.00	\$31,153.00	\$29,849.00	\$30,233.00	\$30,617.00	\$21,954.00	\$28,351.00	\$28,927.00	\$28,853.00	\$0.00	\$0.00	\$0.00	\$229,847.00	\$122,546.60
4000 TRANSFERENCIAS, ASIGNACIONES	\$220,704.00	\$18,392.00	\$18,392.00	\$18,392.00	\$18,392.00	\$18,392.00	\$18,392.00	\$18,392.00	\$18,392.00	\$18,392.00	\$0.00	\$0.00	\$0.00	\$165,626.00	\$55,078.00
4800 DONATIVOS	\$220,704.00	\$18,392.00	\$18,392.00	\$18,392.00	\$18,392.00	\$18,392.00	\$18,392.00	\$18,392.00	\$18,392.00	\$18,392.00	\$0.00	\$0.00	\$0.00	\$165,626.00	\$55,078.00
4810 Donativos a instituciones sin fines de lucro	\$220,704.00	\$18,392.00	\$18,392.00	\$18,392.00	\$18,392.00	\$18,392.00	\$18,392.00	\$18,392.00	\$18,392.00	\$18,392.00	\$0.00	\$0.00	\$0.00	\$165,626.00	\$55,078.00
4812 Hospital del Niño	\$105,800.00	\$8,800.00	\$8,800.00	\$8,800.00	\$8,800.00	\$8,800.00	\$8,800.00	\$8,800.00	\$8,800.00	\$8,800.00	\$0.00	\$0.00	\$0.00	\$79,200.00	\$26,600.00
4813 Ayuda al CRI/RI	\$71,940.00	\$5,995.00	\$5,995.00	\$5,995.00	\$5,995.00	\$5,995.00	\$5,995.00	\$5,995.00	\$5,995.00	\$5,995.00	\$0.00	\$0.00	\$0.00	\$53,965.00	\$17,995.00
4814 Apoyo a la Defensa de Menor	\$43,164.00	\$3,597.00	\$3,597.00	\$3,597.00	\$3,597.00	\$3,597.00	\$3,597.00	\$3,597.00	\$3,597.00	\$3,597.00	\$0.00	\$0.00	\$0.00	\$32,373.00	\$10,791.00
5000 BIENES MUEBLES, INMUEBLES E IN	\$189,000.00	\$0.00	\$0.00	\$20,920.00	\$0.00	\$0.00	\$0.00	\$0.00	\$0.00	\$0.00	\$0.00	\$0.00	\$0.00	\$20,920.00	\$168,080.00





MUNICIPIO DE MINERAL DEL MONTE HIDALGO

Analtico Mensual de Egresos Pagados por Fuente de Financiamiento al 30/sep./2022

(Cuentas en pesos y centavos)
(Cifras en pesos y centavos)

Objeto del Gasto	Presupuesto Vigente	Ene	Feb	Miar	Abr	May	Jun	Jul	Ago	Sep	Oct	Nov	Dic	Total	Diferencia (Vigente - Total)
5200 MOBILIARIO Y EQUIPO EDUCACIONAL Y	\$30,000.00	\$0.00	\$0.00	\$20,937.00	\$0.00	\$0.00	\$0.00	\$0.00	\$0.00	\$0.00	\$0.00	\$0.00	\$0.00	\$20,937.00	\$9,063.00
5230 Cámaras fotográficas y de video	\$30,000.00	\$0.00	\$0.00	\$20,937.00	\$0.00	\$0.00	\$0.00	\$0.00	\$0.00	\$0.00	\$0.00	\$0.00	\$0.00	\$20,937.00	\$9,063.00
5231 Cámaras fotográficas y de video	\$30,000.00	\$0.00	\$0.00	\$20,937.00	\$0.00	\$0.00	\$0.00	\$0.00	\$0.00	\$0.00	\$0.00	\$0.00	\$0.00	\$20,937.00	\$9,063.00
5400 VEHICULOS Y EQUIPO DE TRANSPORTE	\$159,000.00	\$0.00	\$0.00	\$0.00	\$0.00	\$0.00	\$0.00	\$0.00	\$0.00	\$0.00	\$0.00	\$0.00	\$0.00	\$0.00	\$159,000.00
5410 Vehículos y equipo terrestre	\$159,000.00	\$0.00	\$0.00	\$0.00	\$0.00	\$0.00	\$0.00	\$0.00	\$0.00	\$0.00	\$0.00	\$0.00	\$0.00	\$0.00	\$159,000.00
5411 Vehículos y equipo terrestre	\$159,000.00	\$0.00	\$0.00	\$0.00	\$0.00	\$0.00	\$0.00	\$0.00	\$0.00	\$0.00	\$0.00	\$0.00	\$0.00	\$0.00	\$159,000.00
Fondo General de Participaciones (FG)	\$16,524,521.06	\$1,128,833.70	\$1,137,534.32	\$1,184,452.73	\$1,164,715.89	\$1,120,299.36	\$1,319,591.78	\$1,086,276.13	\$1,272,640.43	\$1,293,024.53	\$0.00	\$0.00	\$0.00	\$10,771,307.47	\$5,807,213.59
1502 Fondo de Fomento Municipal (FOFOM)	\$3,060,461.74	\$357,500.98	\$355,784.91	\$364,216.84	\$364,556.26	\$373,020.84	\$361,636.63	\$353,627.50	\$350,046.43	\$352,678.20	\$0.00	\$0.00	\$0.00	\$3,245,068.59	\$1,815,393.15
1000 SERVICIOS PERSONALES	\$1,318,483.74	\$346,555.98	\$349,040.91	\$349,355.98	\$352,525.84	\$344,520.28	\$344,520.46	\$332,854.54	\$341,721.84	\$342,708.20	\$0.00	\$0.00	\$0.00	\$3,102,604.03	\$1,215,884.71
1100 REMUNERACIONES AL PERSONAL DE C	\$3,018,000.00	\$251,500.00	\$251,500.00	\$251,500.00	\$251,500.00	\$251,500.00	\$251,500.00	\$251,500.00	\$251,500.00	\$251,500.00	\$0.00	\$0.00	\$0.00	\$2,283,500.00	\$754,500.00
1110 Dietas	\$3,018,000.00	\$251,500.00	\$251,500.00	\$251,500.00	\$251,500.00	\$251,500.00	\$251,500.00	\$251,500.00	\$251,500.00	\$251,500.00	\$0.00	\$0.00	\$0.00	\$2,283,500.00	\$754,500.00
1111 Dietas	\$3,018,000.00	\$251,500.00	\$251,500.00	\$251,500.00	\$251,500.00	\$251,500.00	\$251,500.00	\$251,500.00	\$251,500.00	\$251,500.00	\$0.00	\$0.00	\$0.00	\$2,283,500.00	\$754,500.00
1130 Sueldos base al personal permanente	\$1,300,483.74	\$94,655.98	\$95,540.91	\$97,685.98	\$101,025.84	\$95,020.28	\$93,020.46	\$81,354.54	\$90,221.84	\$91,208.20	\$0.00	\$0.00	\$0.00	\$839,104.03	\$461,384.71
1131 Sueldos personal de base	\$1,300,483.74	\$94,655.98	\$95,540.91	\$97,685.98	\$101,025.84	\$95,020.28	\$93,020.46	\$81,354.54	\$90,221.84	\$91,208.20	\$0.00	\$0.00	\$0.00	\$839,104.03	\$461,384.71
1300 REMUNERACIONES ADICIONALES Y ESP	\$584,233.40	\$4,970.00	\$4,970.00	\$7,534.40	\$5,657.42	\$20,400.56	\$10,941.17	\$16,697.96	\$11,324.59	\$4,970.00	\$0.00	\$0.00	\$0.00	\$49,672.90	\$49,672.90
1310 Primas por años de servicios efectivos pres	\$96,023.80	\$4,970.00	\$4,970.00	\$2,485.00	\$4,970.00	\$4,970.00	\$4,970.00	\$7,352.40	\$4,970.00	\$4,970.00	\$0.00	\$0.00	\$0.00	\$44,627.40	\$51,401.40
1311 Primas por años de servicios efectivos pres	\$96,023.80	\$4,970.00	\$4,970.00	\$2,485.00	\$4,970.00	\$4,970.00	\$4,970.00	\$7,352.40	\$4,970.00	\$4,970.00	\$0.00	\$0.00	\$0.00	\$44,627.40	\$51,401.40
1320 Primas de vacaciones, dominical y gratifica	\$477,709.80	\$0.00	\$0.00	\$5,049.40	\$0.00	\$11,595.74	\$2,134.65	\$8,245.56	\$6,354.59	\$0.00	\$0.00	\$0.00	\$0.00	\$40,458.80	\$437,249.80
1321 Primas de vacaciones	\$477,709.80	\$0.00	\$0.00	\$5,049.40	\$0.00	\$11,595.74	\$2,134.65	\$8,245.56	\$6,354.59	\$0.00	\$0.00	\$0.00	\$0.00	\$40,458.80	\$437,249.80
1322 Gratificación fin de año	\$453,112.47	\$0.00	\$0.00	\$0.00	\$0.00	\$0.00	\$3,836.52	\$0.00	\$0.00	\$0.00	\$0.00	\$0.00	\$0.00	\$37,025.35	\$416,137.82
1330 Horas extraordinarias	\$10,500.00	\$0.00	\$0.00	\$0.00	\$0.00	\$0.00	\$0.00	\$0.00	\$0.00	\$0.00	\$0.00	\$0.00	\$0.00	\$0.00	\$0.00
1331 Horas extraordinarias	\$10,500.00	\$0.00	\$0.00	\$0.00	\$0.00	\$0.00	\$0.00	\$0.00	\$0.00	\$0.00	\$0.00	\$0.00	\$0.00	\$0.00	\$0.00
1500 OTRAS PRESTACIONES SOCIALES Y EC	\$157,740.00	\$6,175.00	\$6,774.00	\$7,325.46	\$6,175.00	\$6,100.00	\$6,175.00	\$5,175.00	\$5,000.00	\$5,000.00	\$0.00	\$0.00	\$0.00	\$46,698.46	\$101,840.54
1540 Prestaciones contractuales	\$157,740.00	\$6,175.00	\$6,774.00	\$7,325.46	\$6,175.00	\$6,100.00	\$6,175.00	\$5,175.00	\$5,000.00	\$5,000.00	\$0.00	\$0.00	\$0.00	\$46,698.46	\$101,840.54
1541 Prestaciones contractuales	\$157,740.00	\$6,175.00	\$6,774.00	\$7,325.46	\$6,175.00	\$6,100.00	\$6,175.00	\$5,175.00	\$5,000.00	\$5,000.00	\$0.00	\$0.00	\$0.00	\$46,698.46	\$101,840.54
2000 MATERIALES Y SUMINISTROS	\$340,000.00	\$0.00	\$12,268.00	\$0.00	\$19,768.16	\$93,858.85	\$39,412.30	\$0.00	\$14,710.34	\$0.00	\$0.00	\$0.00	\$0.00	\$177,617.65	\$162,382.35
2100 MATERIALES DE ADMINISTRACION, EMI	\$120,000.00	\$0.00	\$0.00	\$0.00	\$19,768.16	\$44,080.00	\$36,977.54	\$0.00	\$0.00	\$0.00	\$0.00	\$0.00	\$0.00	\$89,825.70	\$20,174.30
2110 Materiales, útiles y equipos menores de ofi	\$120,000.00	\$0.00	\$0.00	\$0.00	\$19,768.16	\$44,080.00	\$36,977.54	\$0.00	\$0.00	\$0.00	\$0.00	\$0.00	\$0.00	\$89,825.70	\$20,174.30
2111 Materiales, útiles y equipos menores de ofi	\$120,000.00	\$0.00	\$0.00	\$0.00	\$19,768.16	\$44,080.00	\$36,977.54	\$0.00	\$0.00	\$0.00	\$0.00	\$0.00	\$0.00	\$89,825.70	\$20,174.30
2150 Material impreso e información digital	\$100,000.00	\$0.00	\$12,268.00	\$0.00	\$0.00	\$0.00	\$0.00	\$0.00	\$0.00	\$0.00	\$0.00	\$0.00	\$0.00	\$12,268.00	\$87,732.00
2151 Material impreso e información digital	\$100,000.00	\$0.00	\$12,268.00	\$0.00	\$0.00	\$0.00	\$0.00	\$0.00	\$0.00	\$0.00	\$0.00	\$0.00	\$0.00	\$12,268.00	\$87,732.00
2160 Material de limpieza	\$120,000.00	\$0.00	\$0.00	\$0.00	\$46,778.85	\$3,434.76	\$0.00	\$0.00	\$11,710.34	\$0.00	\$0.00	\$0.00	\$0.00	\$64,923.95	\$55,076.05
2161 Material de limpieza	\$120,000.00	\$0.00	\$0.00	\$0.00	\$46,778.85	\$3,434.76	\$0.00	\$0.00	\$11,710.34	\$0.00	\$0.00	\$0.00	\$0.00	\$64,923.95	\$55,076.05
3000 SERVICIOS GENERALES	\$144,532.81	\$0.00	\$0.00	\$18,805.00	\$9,517.00	\$5,535.00	\$12,527.00	\$9,230.00	\$9,261.00	\$9,378.00	\$0.00	\$0.00	\$0.00	\$78,253.00	\$66,279.81
3006 OTROS SERVICIOS GENERALES	\$144,532.81	\$0.00	\$0.00	\$18,805.00	\$9,517.00	\$5,535.00	\$12,527.00	\$9,230.00	\$9,261.00	\$9,378.00	\$0.00	\$0.00	\$0.00	\$78,253.00	\$66,279.81
3060 Impuesto sobre nóminas y otros que se dei	\$144,532.81	\$0.00	\$0.00	\$18,805.00	\$9,517.00	\$5,535.00	\$12,527.00	\$9,230.00	\$9,261.00	\$9,378.00	\$0.00	\$0.00	\$0.00	\$78,253.00	\$66,279.81
3061 Impuesto sobre nóminas y otros que se dei	\$144,532.81	\$0.00	\$0.00	\$18,805.00	\$9,517.00	\$5,535.00	\$12,527.00	\$9,230.00	\$9,261.00	\$9,378.00	\$0.00	\$0.00	\$0.00	\$78,253.00	\$66,279.81
4000 TRANSFERENCIAS, ASIGNACIONES	\$1,302,625.05	\$99,519.00	\$99,519.00	\$99,519.00	\$99,519.00	\$99,594.00	\$104,344.00	\$96,294.00	\$99,244.00	\$102,134.00	\$0.00	\$0.00	\$0.00	\$900,146.00	\$402,479.05



MUNICIPIO DE MINERAL DEL MONTE
 HIDALGO
 Analítico Mensual de Egresos Pagados por Fuente de Financiamiento al 30/sep./2022
 (Cuentas con Movimientos)
 (Cifras en pesos y centavos)


Objeto del Gasto	Presupuesto Vigente	Ene												Dic	Total (Vigente - Total)	Diferencia
		Ene	Feb	Mar	Abr	May	Jun	Jul	Ago	Sep	Oct	Nov				
4500 PENSIONES Y JUBILACIONES	\$1,302,625.05	\$99,519.00	\$99,519.00	\$99,519.00	\$99,519.00	\$99,519.00	\$104,344.00	\$96,294.00	\$99,344.00	\$102,394.00	\$0.00	\$0.00	\$0.00	\$0.00	\$900,146.00	\$402,479.05
4510 Pensiones	\$1,300,000.00	\$0.00	\$0.00	\$66,519.00	\$296,557.00	\$99,694.00	\$104,344.00	\$96,294.00	\$99,344.00	\$102,394.00	\$0.00	\$0.00	\$0.00	\$0.00	\$900,146.00	\$399,854.00
4511 Pensiones y Jubilaciones	\$1,300,000.00	\$0.00	\$0.00	\$66,519.00	\$296,557.00	\$99,694.00	\$104,344.00	\$96,294.00	\$99,344.00	\$102,394.00	\$0.00	\$0.00	\$0.00	\$0.00	\$900,146.00	\$399,854.00
4590 Otras pensiones y jubilaciones	\$2,625.05	\$99,519.00	\$99,519.00	\$0.00	\$0.00	\$0.00	\$0.00	\$0.00	\$0.00	\$0.00	\$0.00	\$0.00	\$0.00	\$0.00	\$0.00	\$2,625.05
4591 Otras pensiones y jubilaciones	\$2,625.05	\$99,519.00	\$99,519.00	\$0.00	\$0.00	\$0.00	\$0.00	\$0.00	\$0.00	\$0.00	\$0.00	\$0.00	\$0.00	\$0.00	\$0.00	\$2,625.05
5000 BIENES MUEBLES, INMUEBLES E IN	\$382,620.80	\$0.00	\$0.00	\$0.00	\$0.00	\$0.00	\$0.00	\$0.00	\$0.00	\$0.00	\$0.00	\$0.00	\$0.00	\$0.00	\$0.00	\$382,620.80
5400 Vehículos y equipo terrestre	\$382,620.80	\$0.00	\$0.00	\$0.00	\$0.00	\$0.00	\$0.00	\$0.00	\$0.00	\$0.00	\$0.00	\$0.00	\$0.00	\$0.00	\$0.00	\$382,620.80
5410 Vehículos y equipo terrestre	\$382,620.80	\$0.00	\$0.00	\$0.00	\$0.00	\$0.00	\$0.00	\$0.00	\$0.00	\$0.00	\$0.00	\$0.00	\$0.00	\$0.00	\$0.00	\$382,620.80
5411 Vehículos y equipo terrestre	\$382,620.80	\$0.00	\$0.00	\$0.00	\$0.00	\$0.00	\$0.00	\$0.00	\$0.00	\$0.00	\$0.00	\$0.00	\$0.00	\$0.00	\$0.00	\$382,620.80
Fondo de Fomento Municipal (FOFOM)	\$7,230,265.00	\$457,019.98	\$471,571.91	\$482,539.84	\$493,362.42	\$576,108.89	\$577,919.83	\$459,571.50	\$478,361.77	\$452,450.20	\$0.00	\$0.00	\$0.00	\$0.00	\$4,400,485.24	\$2,825,766.75

1503 Fondo de Fiscalización y Recaudación (FOFVR)

1000 SERVICIOS PERSONALES	\$993,501.51	\$69,649.42	\$71,646.32	\$80,621.36	\$76,303.66	\$67,465.90	\$69,479.42	\$68,165.58	\$69,649.14	\$69,649.14	\$0.00	\$0.00	\$0.00	\$0.00	\$642,929.34	\$390,572.17
1100 REMUNERACIONES AL PERSONAL DE C	\$763,320.89	\$62,604.42	\$64,601.32	\$67,264.12	\$66,774.00	\$56,604.14	\$56,998.66	\$61,120.58	\$62,604.14	\$62,604.14	\$0.00	\$0.00	\$0.00	\$0.00	\$560,475.22	\$202,845.67
1130 Sueldos base al personal permanente	\$763,320.89	\$62,604.42	\$64,601.32	\$67,264.12	\$66,774.00	\$56,604.14	\$56,998.66	\$61,120.58	\$62,604.14	\$62,604.14	\$0.00	\$0.00	\$0.00	\$0.00	\$560,475.22	\$202,845.67
1131 Sueldos personal de base	\$763,320.89	\$62,604.42	\$64,601.32	\$67,264.12	\$66,774.00	\$56,604.14	\$56,998.66	\$61,120.58	\$62,604.14	\$62,604.14	\$0.00	\$0.00	\$0.00	\$0.00	\$560,475.22	\$202,845.67
1900 REMUNERACIONES ADICIONALES Y ESP	\$203,120.62	\$4,790.00	\$4,790.00	\$4,790.00	\$4,790.00	\$4,790.00	\$4,790.00	\$4,790.00	\$4,790.00	\$4,790.00	\$0.00	\$0.00	\$0.00	\$0.00	\$61,455.42	\$141,661.50
1910 Primas por años de servicios efectivos pres	\$57,480.00	\$4,790.00	\$4,790.00	\$4,790.00	\$4,790.00	\$4,790.00	\$4,790.00	\$4,790.00	\$4,790.00	\$4,790.00	\$0.00	\$0.00	\$0.00	\$0.00	\$43,110.00	\$14,370.00
1911 Primas por años de servicios efectivos pres	\$57,480.00	\$4,790.00	\$4,790.00	\$4,790.00	\$4,790.00	\$4,790.00	\$4,790.00	\$4,790.00	\$4,790.00	\$4,790.00	\$0.00	\$0.00	\$0.00	\$0.00	\$43,110.00	\$14,370.00
1920 Primas por vacaciones, dominical y gratifica	\$125,669.72	\$0.00	\$0.00	\$6,312.24	\$0.00	\$3,116.76	\$5,435.46	\$0.00	\$0.00	\$0.00	\$0.00	\$0.00	\$0.00	\$0.00	\$14,864.46	\$110,804.26
1921 Primas de vacaciones	\$2,512.83	\$0.00	\$0.00	\$6,312.24	\$0.00	\$3,116.76	\$1,479.45	\$0.00	\$0.00	\$0.00	\$0.00	\$0.00	\$0.00	\$0.00	\$10,906.45	\$110,804.26
1922 Gratificación fin de año	\$123,155.89	\$0.00	\$0.00	\$0.00	\$0.00	\$0.00	\$3,956.01	\$0.00	\$0.00	\$0.00	\$0.00	\$0.00	\$0.00	\$0.00	\$3,956.01	\$119,199.88
1930 Horas extraordinarias	\$19,971.99	\$0.00	\$0.00	\$0.00	\$0.00	\$0.00	\$3,464.66	\$0.00	\$0.00	\$0.00	\$0.00	\$0.00	\$0.00	\$0.00	\$3,464.66	\$16,487.24
1931 Horas extraordinarias	\$19,971.99	\$0.00	\$0.00	\$0.00	\$0.00	\$0.00	\$3,464.66	\$0.00	\$0.00	\$0.00	\$0.00	\$0.00	\$0.00	\$0.00	\$3,464.66	\$16,487.24
1500 OTRAS PRESTACIONES SOCIALES Y EC	\$27,060.00	\$2,255.00	\$2,255.00	\$2,255.00	\$2,255.00	\$2,955.00	\$2,255.00	\$2,255.00	\$2,255.00	\$2,255.00	\$0.00	\$0.00	\$0.00	\$0.00	\$20,995.00	\$6,065.00
1540 Prestaciones contractuales	\$27,060.00	\$2,255.00	\$2,255.00	\$2,255.00	\$2,255.00	\$2,955.00	\$2,255.00	\$2,255.00	\$2,255.00	\$2,255.00	\$0.00	\$0.00	\$0.00	\$0.00	\$20,995.00	\$6,065.00
1541 Prestaciones contractuales	\$27,060.00	\$2,255.00	\$2,255.00	\$2,255.00	\$2,255.00	\$2,955.00	\$2,255.00	\$2,255.00	\$2,255.00	\$2,255.00	\$0.00	\$0.00	\$0.00	\$0.00	\$20,995.00	\$6,065.00
3000 SERVICIOS GENERALES	\$18,679.50	\$0.00	\$1,937.00	\$1,993.00	\$2,192.00	\$2,141.00	\$1,869.00	\$1,763.00	\$1,906.00	\$1,941.00	\$0.00	\$0.00	\$0.00	\$0.00	\$15,742.00	\$2,937.50
3900 OTROS SERVICIOS GENERALES	\$18,679.50	\$0.00	\$1,937.00	\$1,993.00	\$2,192.00	\$2,141.00	\$1,869.00	\$1,763.00	\$1,906.00	\$1,941.00	\$0.00	\$0.00	\$0.00	\$0.00	\$15,742.00	\$2,937.50
3980 Impuesto sobre nóminas y otros que se dei	\$18,679.50	\$0.00	\$1,937.00	\$1,993.00	\$2,192.00	\$2,141.00	\$1,869.00	\$1,763.00	\$1,906.00	\$1,941.00	\$0.00	\$0.00	\$0.00	\$0.00	\$15,742.00	\$2,937.50
3981 Impuesto sobre nóminas y otros que se dei	\$18,679.50	\$0.00	\$1,937.00	\$1,993.00	\$2,192.00	\$2,141.00	\$1,869.00	\$1,763.00	\$1,906.00	\$1,941.00	\$0.00	\$0.00	\$0.00	\$0.00	\$15,742.00	\$2,937.50
Fondo de Fiscalización y Recaudación	\$1,012,181.01	\$69,1649.12	\$73,583.32	\$82,614.36	\$78,495.66	\$69,605.90	\$71,348.12	\$70,728.58	\$71,555.14	\$71,590.14	\$0.00	\$0.00	\$0.00	\$0.00	\$658,671.34	\$353,509.67

1504 Impuesto Especial Sobre Producción y Servicios (Gasolina y Diesel) IESSPS Gas

2000 MATERIALES Y SUMINISTROS	\$603,472.88	\$24,819.47	\$0.00	\$0.00	\$28,068.38	\$44,610.70	\$21,611.94	\$23,315.31	\$0.00	\$34,866.75	\$0.00	\$0.00	\$0.00	\$0.00	\$177,482.55	\$325,990.34
2600 COMBUSTIBLES, LUBRICANTES Y ADITI	\$603,472.88	\$24,819.47	\$0.00	\$0.00	\$28,068.38	\$44,610.70	\$21,611.94	\$23,315.31	\$0.00	\$34,866.75	\$0.00	\$0.00	\$0.00	\$0.00	\$177,482.55	\$325,990.34
2610 Combustibles, lubricantes y aditivos	\$603,472.88	\$24,819.47	\$0.00	\$0.00	\$28,068.38	\$44,610.70	\$21,611.94	\$23,315.31	\$0.00	\$34,866.75	\$0.00	\$0.00	\$0.00	\$0.00	\$177,482.55	\$325,990.34
2611 Combustibles, lubricantes y aditivos	\$603,472.88	\$24,819.47	\$0.00	\$0.00	\$28,068.38	\$44,610.70	\$21,611.94	\$23,315.31	\$0.00	\$34,866.75	\$0.00	\$0.00	\$0.00	\$0.00	\$177,482.55	\$325,990.34





**MUNICIPIO DE MINERAL DEL MONTE
HIDALGO**
Analítico Mensual de Egresos Pagados por Fuente de Financiamiento al 30/sep./2022
(Cuentas con Movimientos)
(Cifras en pesos y centavos)

Objeto del Gasto	Presupuesto Vigente	Ene	Feb	Mar	Abr	May	Jun	Jul	Ago	Sep	Oct	Nov	Dic	Total	Diferencia (Vigente - Total)
3000 SERVICIOS GENERALES	\$42,365.11	\$0.00	\$0.00	\$0.00	\$0.00	\$0.00	\$0.00	\$0.00	\$0.00	\$0.00	\$0.00	\$0.00	\$0.00	\$0.00	\$42,365.11
3500 SERVICIOS DE INSTALACION, REPARAC	\$39,677.11	\$0.00	\$0.00	\$0.00	\$0.00	\$0.00	\$0.00	\$0.00	\$0.00	\$0.00	\$0.00	\$0.00	\$0.00	\$0.00	\$39,677.11
3550 Reparación y mantenimiento de equipo de t	\$39,677.11	\$0.00	\$0.00	\$0.00	\$0.00	\$0.00	\$0.00	\$0.00	\$0.00	\$0.00	\$0.00	\$0.00	\$0.00	\$0.00	\$39,677.11
3551 Reparación y mantenimiento de equipo de t	\$0.00	\$0.00	\$0.00	\$0.00	\$0.00	\$0.00	\$0.00	\$0.00	\$0.00	\$0.00	\$0.00	\$0.00	\$0.00	\$0.00	\$0.00
3800 SERVICIOS DE COMUNICACION SOCIAL	\$2,688.00	\$0.00	\$0.00	\$0.00	\$0.00	\$0.00	\$0.00	\$0.00	\$0.00	\$0.00	\$0.00	\$0.00	\$0.00	\$0.00	\$2,688.00
3610 Difusión por radio, televisión y otros medio	\$2,688.00	\$0.00	\$0.00	\$0.00	\$0.00	\$0.00	\$0.00	\$0.00	\$0.00	\$0.00	\$0.00	\$0.00	\$0.00	\$0.00	\$2,688.00
3611 Difusión por radio, televisión y otros medio	\$2,688.00	\$0.00	\$0.00	\$0.00	\$0.00	\$0.00	\$0.00	\$0.00	\$0.00	\$0.00	\$0.00	\$0.00	\$0.00	\$0.00	\$2,688.00
Impuesto Especial Sobre Producción y	\$545,838.00	\$24,819.47	\$0.00	\$0.00	\$28,068.35	\$44,610.70	\$21,611.94	\$23,315.31	\$0.00	\$34,886.75	\$0.00	\$0.00	\$0.00	\$77,748.255	\$368,145.45
1505 Impuesto Especial Sobre Producción y Servicios (IESPS Tab)	\$253,561.21	\$13,553.38	\$18,913.04	\$16,870.00	\$18,451.91	\$17,189.87	\$18,823.74	\$20,744.90	\$22,813.17	\$16,185.82	\$0.00	\$0.00	\$0.00	\$163,545.34	\$89,014.87
2600 MATERIALES Y SUMINISTROS	\$238,519.21	\$13,553.89	\$18,913.04	\$16,870.00	\$18,451.91	\$17,189.87	\$18,823.74	\$20,744.90	\$22,813.17	\$16,185.82	\$0.00	\$0.00	\$0.00	\$163,545.34	\$75,972.87
2610 Combustibles, lubricantes y aditivos	\$238,519.21	\$13,553.89	\$18,913.04	\$16,870.00	\$18,451.91	\$17,189.87	\$18,823.74	\$20,744.90	\$22,813.17	\$16,185.82	\$0.00	\$0.00	\$0.00	\$163,545.34	\$75,972.87
2611 Combustibles, lubricantes y aditivos	\$0.00	\$0.00	\$0.00	\$0.00	\$0.00	\$0.00	\$0.00	\$0.00	\$0.00	\$0.00	\$0.00	\$0.00	\$0.00	\$0.00	\$0.00
2900 HERRAMIENTAS, REPARACIONES Y ACCE	\$14,042.00	\$0.00	\$0.00	\$0.00	\$0.00	\$0.00	\$0.00	\$0.00	\$0.00	\$0.00	\$0.00	\$0.00	\$0.00	\$0.00	\$14,042.00
2960 Refacciones y accesorios menores de equi	\$14,042.00	\$0.00	\$0.00	\$0.00	\$0.00	\$0.00	\$0.00	\$0.00	\$0.00	\$0.00	\$0.00	\$0.00	\$0.00	\$0.00	\$14,042.00
2961 Refacciones y accesorios menores de equi	\$0.00	\$0.00	\$0.00	\$0.00	\$0.00	\$0.00	\$0.00	\$0.00	\$0.00	\$0.00	\$0.00	\$0.00	\$0.00	\$0.00	\$0.00
3000 SERVICIOS DE INSTALACION, REPARAC	\$10,861.79	\$0.00	\$0.00	\$0.00	\$0.00	\$0.00	\$0.00	\$0.00	\$0.00	\$0.00	\$0.00	\$0.00	\$0.00	\$0.00	\$10,861.79
3550 Reparación y mantenimiento de equipo de t	\$10,861.79	\$0.00	\$0.00	\$0.00	\$0.00	\$0.00	\$0.00	\$0.00	\$0.00	\$0.00	\$0.00	\$0.00	\$0.00	\$0.00	\$10,861.79
3551 Reparación y mantenimiento de equipo de t	\$0.00	\$0.00	\$0.00	\$0.00	\$0.00	\$0.00	\$0.00	\$0.00	\$0.00	\$0.00	\$0.00	\$0.00	\$0.00	\$0.00	\$0.00
Impuesto Especial Sobre Producción	\$264,423.00	\$13,353.89	\$18,913.04	\$16,870.00	\$18,451.91	\$17,189.87	\$18,823.74	\$20,744.90	\$22,813.17	\$16,185.82	\$0.00	\$0.00	\$0.00	\$163,343.34	\$100,876.66
1506 Impuesto Sobre Automóviles Nuevos (ISAN)	\$141,207.00	\$28,376.36	\$0.00	\$28,440.78	\$0.00	\$27,079.10	\$25,117.84	\$0.00	\$0.00	\$0.00	\$0.00	\$0.00	\$0.00	\$108,744.08	\$32,462.92
2000 MATERIALES Y SUMINISTROS	\$48,644.00	\$0.00	\$0.00	\$0.00	\$0.00	\$0.00	\$0.00	\$0.00	\$0.00	\$0.00	\$0.00	\$0.00	\$0.00	\$0.00	\$48,644.00
2530 PRODUCTOS QUIMICOS, FARMACEUTIC	\$48,644.00	\$0.00	\$0.00	\$0.00	\$0.00	\$0.00	\$0.00	\$0.00	\$0.00	\$0.00	\$0.00	\$0.00	\$0.00	\$0.00	\$48,644.00
2531 Medicinas y productos farmacéuticos	\$48,644.00	\$0.00	\$0.00	\$0.00	\$0.00	\$0.00	\$0.00	\$0.00	\$0.00	\$0.00	\$0.00	\$0.00	\$0.00	\$0.00	\$48,644.00
2531 Medicinas y productos farmacéuticos	\$0.00	\$0.00	\$0.00	\$0.00	\$0.00	\$0.00	\$0.00	\$0.00	\$0.00	\$0.00	\$0.00	\$0.00	\$0.00	\$0.00	\$0.00
2600 COMBUSTIBLES, LUBRICANTES Y ADITI	\$92,663.00	\$28,376.36	\$0.00	\$28,440.78	\$0.00	\$27,079.10	\$25,117.84	\$0.00	\$0.00	\$0.00	\$0.00	\$0.00	\$0.00	\$108,744.08	-\$16,051.08
2610 Combustibles, lubricantes y aditivos	\$92,663.00	\$28,376.36	\$0.00	\$28,440.78	\$0.00	\$27,079.10	\$25,117.84	\$0.00	\$0.00	\$0.00	\$0.00	\$0.00	\$0.00	\$108,744.08	-\$16,051.08
2611 Combustibles, lubricantes y aditivos	\$0.00	\$0.00	\$0.00	\$0.00	\$0.00	\$0.00	\$0.00	\$0.00	\$0.00	\$0.00	\$0.00	\$0.00	\$0.00	\$0.00	\$0.00
Impuesto Sobre Automóviles Nuevos	\$141,307.00	\$28,376.36	\$0.00	\$28,140.78	\$0.00	\$27,079.10	\$25,117.84	\$0.00	\$0.00	\$0.00	\$0.00	\$0.00	\$0.00	\$108,744.08	\$32,562.92
1507 Compensación al Impuesto Sobre Automóviles Nuevos (CISAN)	\$27,112.00	\$0.00	\$0.00	\$0.00	\$0.00	\$6,800.00	\$0.00	\$0.00	\$0.00	\$0.00	\$0.00	\$0.00	\$0.00	\$6,800.00	\$20,312.00
2400 MATERIALES Y ARTICULOS DE CONSTR	\$2,803.00	\$0.00	\$0.00	\$0.00	\$0.00	\$0.00	\$0.00	\$0.00	\$0.00	\$0.00	\$0.00	\$0.00	\$0.00	\$0.00	\$2,803.00
2460 Material eléctrico y electrónico	\$2,803.00	\$0.00	\$0.00	\$0.00	\$0.00	\$0.00	\$0.00	\$0.00	\$0.00	\$0.00	\$0.00	\$0.00	\$0.00	\$0.00	\$2,803.00





**MUNICIPIO DE MINERAL DEL MONTE
HIDALGO**
Analfitico Mensual de Egresos Pagados por Fuente de Financiamiento al 30/sep./2022
(Cuentas con Movimientos)
(Cifras en pesos y centavos)

Objeto del Gasto	Presupuesto Vigente	Ene	Feb	Mar	Abr	May	Jun	Jul	Ago	Sep	Oct	Nov	Dic	Total (Vigente - Total)	Diferencia
2461 Material eléctrico y electrónico	\$2,803.00	\$0.00	\$0.00	\$0.00	\$0.00	\$0.00	\$0.00	\$0.00	\$0.00	\$0.00	\$0.00	\$0.00	\$0.00	\$0.00	\$2,803.00
2600 COMBUSTIBLES, LUBRICANTES Y ADITI	\$15,751.00	\$0.00	\$0.00	\$0.00	\$0.00	\$6,800.00	\$0.00	\$0.00	\$0.00	\$0.00	\$0.00	\$0.00	\$0.00	\$6,800.00	\$8,951.00
2610 Combustibles, lubricantes y aditivos	\$15,751.00	\$0.00	\$0.00	\$0.00	\$0.00	\$6,800.00	\$0.00	\$0.00	\$0.00	\$0.00	\$0.00	\$0.00	\$0.00	\$6,800.00	\$8,951.00
2611 Combustibles, lubricantes y aditivos	\$15,751.00	\$0.00	\$0.00	\$0.00	\$0.00	\$6,800.00	\$0.00	\$0.00	\$0.00	\$0.00	\$0.00	\$0.00	\$0.00	\$6,800.00	\$8,951.00
2900 HERRAMIENTAS, REPAACIONES Y ACCE	\$8,558.00	\$0.00	\$0.00	\$0.00	\$0.00	\$0.00	\$0.00	\$0.00	\$0.00	\$0.00	\$0.00	\$0.00	\$0.00	\$0.00	\$8,558.00
2960 Refacciones y accesorios menores de equi	\$8,558.00	\$0.00	\$0.00	\$0.00	\$0.00	\$0.00	\$0.00	\$0.00	\$0.00	\$0.00	\$0.00	\$0.00	\$0.00	\$0.00	\$8,558.00
2961 Refacciones y accesorios menores de equi	\$8,558.00	\$0.00	\$0.00	\$0.00	\$0.00	\$0.00	\$0.00	\$0.00	\$0.00	\$0.00	\$0.00	\$0.00	\$0.00	\$0.00	\$8,558.00
Compensación al Impuesto Sobre Auir	\$27,112.00	\$0.00	\$0.00	\$0.00	\$0.00	\$5,800.00	\$0.00	\$0.00	\$0.00	\$0.00	\$0.00	\$0.00	\$0.00	\$5,800.00	\$20,312.00
1508 Participación por la Recaudación Obtenida de Impuesto Sobre la Renta enterado a la Federación (ISR)	\$584,710.31	\$26,427.81	\$37,266.05	\$27,260.05	\$55,449.58	\$8,367.17	\$0.00	\$0.00	\$0.00	\$0.00	\$0.00	\$0.00	\$0.00	\$155,070.66	\$499,639.65
2000 MATERIALES Y SUMINISTROS	\$20,664.35	\$0.00	\$0.00	\$0.00	\$0.00	\$0.00	\$0.00	\$0.00	\$0.00	\$0.00	\$0.00	\$0.00	\$0.00	\$0.00	\$20,664.35
2100 MATERIALES DE ADMINISTRACION, EMIL	\$20,664.35	\$0.00	\$0.00	\$0.00	\$0.00	\$0.00	\$0.00	\$0.00	\$0.00	\$0.00	\$0.00	\$0.00	\$0.00	\$0.00	\$20,664.35
2110 Materiales, útiles y equipos menores de ofic	\$20,664.35	\$0.00	\$0.00	\$0.00	\$0.00	\$0.00	\$0.00	\$0.00	\$0.00	\$0.00	\$0.00	\$0.00	\$0.00	\$0.00	\$20,664.35
2111 Materiales, útiles y equipos menores de ofic	\$20,664.35	\$0.00	\$0.00	\$0.00	\$0.00	\$0.00	\$0.00	\$0.00	\$0.00	\$0.00	\$0.00	\$0.00	\$0.00	\$0.00	\$20,664.35
2400 MATERIALES Y ARTICULOS DE CONSTR	\$160,000.00	\$0.00	\$0.00	\$0.00	\$0.00	\$0.00	\$0.00	\$0.00	\$0.00	\$0.00	\$0.00	\$0.00	\$0.00	\$0.00	\$160,000.00
2460 Material eléctrico y electrónico	\$160,000.00	\$0.00	\$0.00	\$0.00	\$0.00	\$0.00	\$0.00	\$0.00	\$0.00	\$0.00	\$0.00	\$0.00	\$0.00	\$0.00	\$160,000.00
2461 Material eléctrico y electrónico	\$160,000.00	\$0.00	\$0.00	\$0.00	\$0.00	\$0.00	\$0.00	\$0.00	\$0.00	\$0.00	\$0.00	\$0.00	\$0.00	\$0.00	\$160,000.00
2600 COMBUSTIBLES, LUBRICANTES Y ADITI	\$450,000.00	\$0.00	\$26,427.81	\$37,566.05	\$27,260.05	\$55,449.58	\$8,367.17	\$0.00	\$0.00	\$0.00	\$0.00	\$0.00	\$0.00	\$155,070.66	\$294,929.34
2610 Combustibles, lubricantes y aditivos	\$450,000.00	\$0.00	\$26,427.81	\$37,566.05	\$27,260.05	\$55,449.58	\$8,367.17	\$0.00	\$0.00	\$0.00	\$0.00	\$0.00	\$0.00	\$155,070.66	\$294,929.34
2611 Combustibles, lubricantes y aditivos	\$450,000.00	\$0.00	\$26,427.81	\$37,566.05	\$27,260.05	\$55,449.58	\$8,367.17	\$0.00	\$0.00	\$0.00	\$0.00	\$0.00	\$0.00	\$155,070.66	\$294,929.34
2900 HERRAMIENTAS, REPAACIONES Y ACCE	\$24,045.98	\$0.00	\$0.00	\$0.00	\$0.00	\$0.00	\$0.00	\$0.00	\$0.00	\$0.00	\$0.00	\$0.00	\$0.00	\$0.00	\$24,045.98
2960 Refacciones y accesorios menores de equi	\$24,045.98	\$0.00	\$0.00	\$0.00	\$0.00	\$0.00	\$0.00	\$0.00	\$0.00	\$0.00	\$0.00	\$0.00	\$0.00	\$0.00	\$24,045.98
2961 Refacciones y accesorios menores de equi	\$24,045.98	\$0.00	\$0.00	\$0.00	\$0.00	\$0.00	\$0.00	\$0.00	\$0.00	\$0.00	\$0.00	\$0.00	\$0.00	\$0.00	\$24,045.98
3000 SERVICIOS GENERALES	\$246,039.69	\$23,750.00	\$0.00	\$0.00	\$0.00	\$0.00	\$0.00	\$0.00	\$0.00	\$0.00	\$0.00	\$0.00	\$0.00	\$23,750.00	\$222,289.69
3200 SERVICIOS DE ARRENDAMIENTO	\$3,097.20	\$0.00	\$0.00	\$0.00	\$0.00	\$0.00	\$0.00	\$0.00	\$0.00	\$0.00	\$0.00	\$0.00	\$0.00	\$0.00	\$3,097.20
3290 Otros arrendamientos	\$3,097.20	\$0.00	\$0.00	\$0.00	\$0.00	\$0.00	\$0.00	\$0.00	\$0.00	\$0.00	\$0.00	\$0.00	\$0.00	\$0.00	\$3,097.20
3291 Otros arrendamientos	\$3,097.20	\$0.00	\$0.00	\$0.00	\$0.00	\$0.00	\$0.00	\$0.00	\$0.00	\$0.00	\$0.00	\$0.00	\$0.00	\$0.00	\$3,097.20
3300 SERVICIOS PROFESIONALES, CIENTIFIC	\$11,971.20	\$10,000.00	\$0.00	\$0.00	\$0.00	\$0.00	\$0.00	\$0.00	\$0.00	\$0.00	\$0.00	\$0.00	\$0.00	\$10,000.00	\$1,971.20
3390 Servicios profesionales, científicos y técnic	\$11,971.20	\$10,000.00	\$0.00	\$0.00	\$0.00	\$0.00	\$0.00	\$0.00	\$0.00	\$0.00	\$0.00	\$0.00	\$0.00	\$10,000.00	\$1,971.20
3391 Servicios profesionales, científicos y técnic	\$11,971.20	\$10,000.00	\$0.00	\$0.00	\$0.00	\$0.00	\$0.00	\$0.00	\$0.00	\$0.00	\$0.00	\$0.00	\$0.00	\$10,000.00	\$1,971.20
3500 SERVICIOS DE INSTALACION, REPARAC	\$112,642.27	\$0.00	\$0.00	\$0.00	\$0.00	\$0.00	\$0.00	\$0.00	\$0.00	\$0.00	\$0.00	\$0.00	\$0.00	\$0.00	\$112,642.27
3510 Conservación y mantenimiento menor de in	\$60,000.00	\$0.00	\$0.00	\$0.00	\$0.00	\$0.00	\$0.00	\$0.00	\$0.00	\$0.00	\$0.00	\$0.00	\$0.00	\$0.00	\$60,000.00
3511 Conservación y mantenimiento menor de in	\$60,000.00	\$0.00	\$0.00	\$0.00	\$0.00	\$0.00	\$0.00	\$0.00	\$0.00	\$0.00	\$0.00	\$0.00	\$0.00	\$0.00	\$60,000.00
3550 Reparación y mantenimiento de equipo de t	\$52,642.27	\$0.00	\$0.00	\$0.00	\$0.00	\$0.00	\$0.00	\$0.00	\$0.00	\$0.00	\$0.00	\$0.00	\$0.00	\$0.00	\$52,642.27
3551 Reparación y mantenimiento de equipo de t	\$52,642.27	\$0.00	\$0.00	\$0.00	\$0.00	\$0.00	\$0.00	\$0.00	\$0.00	\$0.00	\$0.00	\$0.00	\$0.00	\$0.00	\$52,642.27
3600 SERVICIOS DE COMUNICACION SOCIAL	\$3,984.60	\$0.00	\$0.00	\$0.00	\$0.00	\$0.00	\$0.00	\$0.00	\$0.00	\$0.00	\$0.00	\$0.00	\$0.00	\$0.00	\$3,984.60
3610 Difusión por radio, televisión y otros medio	\$3,984.60	\$0.00	\$0.00	\$0.00	\$0.00	\$0.00	\$0.00	\$0.00	\$0.00	\$0.00	\$0.00	\$0.00	\$0.00	\$0.00	\$3,984.60
3611 Difusión por radio, televisión y otros medio	\$3,984.60	\$0.00	\$0.00	\$0.00	\$0.00	\$0.00	\$0.00	\$0.00	\$0.00	\$0.00	\$0.00	\$0.00	\$0.00	\$0.00	\$3,984.60
3800 SERVICIOS OFICIALES	\$114,344.42	\$13,750.00	\$0.00	\$0.00	\$0.00	\$0.00	\$0.00	\$0.00	\$0.00	\$0.00	\$0.00	\$0.00	\$0.00	\$13,750.00	\$100,594.42





MUNICIPIO DE MINERAL DEL MONTE
HIDALGO
Analítico Mensual de Egresos Pagados por Fuente de Financiamiento al 30/sep./2022
(Cuentas con Movimientos)
(Cifras en pesos y centavos)

Objeto del Gasto	Presupuesto Vigente	Ene												Dic	Total (Vigente - Total)	Diferencia	
		Ene	Feb	Mar	Abr	May	Jun	Jul	Ago	Sep	Oct	Nov					
3810 Gastos de ceremonial	\$3,480.00	\$0.00	\$0.00	\$0.00	\$0.00	\$0.00	\$0.00	\$0.00	\$0.00	\$0.00	\$0.00	\$0.00	\$0.00	\$0.00	\$0.00	\$0.00	\$3,480.00
3811 Gastos de ceremonial	\$3,480.00	\$0.00	\$0.00	\$0.00	\$0.00	\$0.00	\$0.00	\$0.00	\$0.00	\$0.00	\$0.00	\$0.00	\$0.00	\$0.00	\$0.00	\$0.00	\$3,480.00
3820 Gastos de orden social y cultural	\$110,884.42	\$13,750.00	\$0.00	\$0.00	\$0.00	\$0.00	\$0.00	\$0.00	\$0.00	\$0.00	\$0.00	\$0.00	\$0.00	\$0.00	\$0.00	\$0.00	\$97,114.42
3821 Gastos de orden social y cultural	\$110,884.42	\$13,750.00	\$0.00	\$0.00	\$0.00	\$0.00	\$0.00	\$0.00	\$0.00	\$0.00	\$0.00	\$0.00	\$0.00	\$0.00	\$0.00	\$0.00	\$97,114.42
Participación por la Recaudación Obri	\$900,750.00	\$23,750.00	\$26,427.81	\$37,566.05	\$27,260.05	\$55,449.38	\$8,367.17	\$0.00	\$0.00	\$0.00	\$0.00	\$0.00	\$0.00	\$0.00	\$0.00	\$0.00	\$721,923.34

1509 ISR Enajenación de Bienes Inmuebles

Objeto del Gasto	Presupuesto Vigente	Ene												Dic	Total (Vigente - Total)	Diferencia	
		Ene	Feb	Mar	Abr	May	Jun	Jul	Ago	Sep	Oct	Nov					
2000 MATERIALES Y SUMINISTROS	\$50,000.00	\$0.00	\$0.00	\$0.00	\$0.00	\$0.00	\$0.00	\$0.00	\$0.00	\$0.00	\$0.00	\$0.00	\$0.00	\$0.00	\$0.00	\$0.00	\$50,000.00
2100 MATERIALES DE ADMINISTRACION, EMI	\$25,000.00	\$0.00	\$0.00	\$0.00	\$0.00	\$0.00	\$0.00	\$0.00	\$0.00	\$0.00	\$0.00	\$0.00	\$0.00	\$0.00	\$0.00	\$0.00	\$25,000.00
2110 Materiales, útiles y equipos menores de ofi	\$25,000.00	\$0.00	\$0.00	\$0.00	\$0.00	\$0.00	\$0.00	\$0.00	\$0.00	\$0.00	\$0.00	\$0.00	\$0.00	\$0.00	\$0.00	\$0.00	\$25,000.00
2111 Materiales, útiles y equipos menores de ofi	\$25,000.00	\$0.00	\$0.00	\$0.00	\$0.00	\$0.00	\$0.00	\$0.00	\$0.00	\$0.00	\$0.00	\$0.00	\$0.00	\$0.00	\$0.00	\$0.00	\$25,000.00
2600 COMBUSTIBLES, LUBRICANTES Y ADITI	\$25,000.00	\$0.00	\$0.00	\$0.00	\$0.00	\$0.00	\$0.00	\$0.00	\$0.00	\$0.00	\$0.00	\$0.00	\$0.00	\$0.00	\$0.00	\$0.00	\$25,000.00
2610 Combustibles, lubricantes y aditivos	\$25,000.00	\$0.00	\$0.00	\$0.00	\$0.00	\$0.00	\$0.00	\$0.00	\$0.00	\$0.00	\$0.00	\$0.00	\$0.00	\$0.00	\$0.00	\$0.00	\$25,000.00
2611 Combustibles, lubricantes y aditivos	\$25,000.00	\$0.00	\$0.00	\$0.00	\$0.00	\$0.00	\$0.00	\$0.00	\$0.00	\$0.00	\$0.00	\$0.00	\$0.00	\$0.00	\$0.00	\$0.00	\$25,000.00
ISR Enajenación de Bienes Inmuebles	\$50,000.00	\$0.00	\$0.00	\$0.00	\$0.00	\$0.00	\$0.00	\$0.00	\$0.00	\$0.00	\$0.00	\$0.00	\$0.00	\$0.00	\$0.00	\$0.00	\$50,000.00

1510 Fondo de Corripenación

Objeto del Gasto	Presupuesto Vigente	Ene												Dic	Total (Vigente - Total)	Diferencia	
		Ene	Feb	Mar	Abr	May	Jun	Jul	Ago	Sep	Oct	Nov					
2000 MATERIALES Y SUMINISTROS	\$237,984.87	\$20,877.88	\$643.80	\$0.00	\$27,861.10	\$0.00	\$198.00	\$0.00	\$0.00	\$0.00	\$0.00	\$0.00	\$0.00	\$0.00	\$0.00	\$0.00	\$66,134.35
2200 ALIMENTOS Y UTENSILIOS	\$64,794.81	\$20,877.88	\$0.00	\$0.00	\$26,956.40	\$0.00	\$0.00	\$0.00	\$0.00	\$0.00	\$0.00	\$0.00	\$0.00	\$0.00	\$0.00	\$0.00	\$16,980.53
2210 Productos alimenticios para personas	\$64,794.81	\$20,877.88	\$0.00	\$0.00	\$26,956.40	\$0.00	\$0.00	\$0.00	\$0.00	\$0.00	\$0.00	\$0.00	\$0.00	\$0.00	\$0.00	\$0.00	\$16,980.53
2211 Productos alimenticios para personas	\$64,794.81	\$20,877.88	\$0.00	\$0.00	\$26,956.40	\$0.00	\$0.00	\$0.00	\$0.00	\$0.00	\$0.00	\$0.00	\$0.00	\$0.00	\$0.00	\$0.00	\$16,980.53
2500 PRODUCTOS QUIMICOS, FARMACEUTIC	\$10,826.00	\$0.00	\$643.80	\$704.70	\$0.00	\$198.00	\$0.00	\$0.00	\$0.00	\$0.00	\$0.00	\$0.00	\$0.00	\$0.00	\$0.00	\$0.00	\$9,279.50
2590 Otros productos químicos	\$10,826.00	\$0.00	\$643.80	\$704.70	\$0.00	\$198.00	\$0.00	\$0.00	\$0.00	\$0.00	\$0.00	\$0.00	\$0.00	\$0.00	\$0.00	\$0.00	\$9,279.50
2591 Otros productos químicos	\$10,826.00	\$0.00	\$643.80	\$704.70	\$0.00	\$198.00	\$0.00	\$0.00	\$0.00	\$0.00	\$0.00	\$0.00	\$0.00	\$0.00	\$0.00	\$0.00	\$9,279.50
2600 COMBUSTIBLES, LUBRICANTES Y ADITI	\$162,343.86	\$0.00	\$0.00	\$704.70	\$0.00	\$198.00	\$0.00	\$0.00	\$0.00	\$0.00	\$0.00	\$0.00	\$0.00	\$0.00	\$0.00	\$0.00	\$98,864.32
2610 Combustibles, lubricantes y aditivos	\$162,343.86	\$0.00	\$0.00	\$704.70	\$0.00	\$198.00	\$0.00	\$0.00	\$0.00	\$0.00	\$0.00	\$0.00	\$0.00	\$0.00	\$0.00	\$0.00	\$98,864.32
2611 Combustibles, lubricantes y aditivos	\$162,343.86	\$0.00	\$0.00	\$704.70	\$0.00	\$198.00	\$0.00	\$0.00	\$0.00	\$0.00	\$0.00	\$0.00	\$0.00	\$0.00	\$0.00	\$0.00	\$98,864.32
3000 SERVICIOS GENERALES	\$150,000.00	\$0.00	\$0.00	\$0.00	\$46,452.20	\$0.00	\$0.00	\$0.00	\$0.00	\$0.00	\$0.00	\$0.00	\$0.00	\$0.00	\$0.00	\$0.00	\$90,547.80
3200 SERVICIOS DE ARRENDAMIENTO	\$13,000.00	\$0.00	\$0.00	\$0.00	\$0.00	\$0.00	\$13,000.00	\$0.00	\$0.00	\$0.00	\$0.00	\$0.00	\$0.00	\$0.00	\$0.00	\$0.00	\$0.00
3270 Arrendamiento de activos intangibles	\$13,000.00	\$0.00	\$0.00	\$0.00	\$0.00	\$0.00	\$13,000.00	\$0.00	\$0.00	\$0.00	\$0.00	\$0.00	\$0.00	\$0.00	\$0.00	\$0.00	\$0.00
3271 Arrendamiento de activos intangibles	\$13,000.00	\$0.00	\$0.00	\$0.00	\$0.00	\$0.00	\$13,000.00	\$0.00	\$0.00	\$0.00	\$0.00	\$0.00	\$0.00	\$0.00	\$0.00	\$0.00	\$0.00
3800 SERVICIOS OFICIALES	\$137,000.00	\$0.00	\$0.00	\$0.00	\$46,452.20	\$0.00	\$0.00	\$0.00	\$0.00	\$0.00	\$0.00	\$0.00	\$0.00	\$0.00	\$0.00	\$0.00	\$90,547.80
3820 Gastos de orden social y cultural	\$137,000.00	\$0.00	\$0.00	\$0.00	\$46,452.20	\$0.00	\$0.00	\$0.00	\$0.00	\$0.00	\$0.00	\$0.00	\$0.00	\$0.00	\$0.00	\$0.00	\$90,547.80
3821 Gastos de orden social y cultural	\$137,000.00	\$0.00	\$0.00	\$0.00	\$46,452.20	\$0.00	\$0.00	\$0.00	\$0.00	\$0.00	\$0.00	\$0.00	\$0.00	\$0.00	\$0.00	\$0.00	\$90,547.80
5000 BIENES MUEBLES, INMUEBLES E IN	\$363,981.53	\$0.00	\$0.00	\$0.00	\$71,400.73	\$24,911.70	\$0.00	\$0.00	\$0.00	\$0.00	\$0.00	\$0.00	\$0.00	\$0.00	\$0.00	\$0.00	\$266,569.10
5100 MOBILIARIO Y EQUIPO DE ADMINISTRAC	\$150,224.13	\$0.00	\$0.00	\$0.00	\$71,400.73	\$24,911.70	\$0.00	\$0.00	\$0.00	\$0.00	\$0.00	\$0.00	\$0.00	\$0.00	\$0.00	\$0.00	\$32,931.70
5150 Equipo de cómputo y de tecnologías de la i	\$150,224.13	\$0.00	\$0.00	\$0.00	\$71,400.73	\$24,911.70	\$0.00	\$0.00	\$0.00	\$0.00	\$0.00	\$0.00	\$0.00	\$0.00	\$0.00	\$0.00	\$32,931.70
5151 Equipo de cómputo y de tecnologías de la i	\$150,224.13	\$0.00	\$0.00	\$0.00	\$71,400.73	\$24,911.70	\$0.00	\$0.00	\$0.00	\$0.00	\$0.00	\$0.00	\$0.00	\$0.00	\$0.00	\$0.00	\$32,931.70



MUNICIPIO DE MINERAL DEL MONTE
HIDALGO
 Analítico Mensual de Egresos Pagados por Fuente de Financiamiento al 30/sep./2022
 (Cuentas con Movimientos)
 (Cifras en pesos y centavos)

Objeto del Gasto	Presupuesto Vigente	Ene	Feb	Mar	Abr	May	Jun	Jul	Ago	Sep	Oct	Nov	Dic	Total (Vigente - Total)	Diferencia
5400 VEHICULOS Y EQUIPO DE TRANSPORTE	\$213,637.40	\$0.00	\$0.00	\$0.00	\$0.00	\$0.00	\$0.00	\$0.00	\$0.00	\$0.00	\$0.00	\$0.00	\$0.00	\$0.00	\$213,637.40
5410 Vehículos y equipo terrestre	\$213,637.40	\$0.00	\$0.00	\$0.00	\$0.00	\$0.00	\$0.00	\$0.00	\$0.00	\$0.00	\$0.00	\$0.00	\$0.00	\$0.00	\$213,637.40
5411 Vehículos y equipo terrestre	\$213,637.40	\$0.00	\$0.00	\$0.00	\$0.00	\$0.00	\$0.00	\$0.00	\$0.00	\$0.00	\$0.00	\$0.00	\$0.00	\$0.00	\$213,637.40
Fondo de Compensación	\$751,826.00	\$20,877.98	\$643.30	\$0.00	\$27,981.70	\$117,852.33	\$22,709.70	\$73,000.00	\$24,980.00	\$122,449.54	\$0.00	\$0.00	\$0.00	\$348,574.75	\$403,251.25
1511 Remanentes de Ejercicios Anteriores (ISR participable)	\$1,088,874.51	\$0.00	\$0.00	\$1,088,874.51	\$0.00	\$0.00	\$0.00	\$0.00	\$0.00	\$0.00	\$0.00	\$0.00	\$0.00	\$1,088,874.51	\$0.00
5000 BIENES MUEBLES, INMUEBLES E IN	\$1,088,874.51	\$0.00	\$0.00	\$1,088,874.51	\$0.00	\$0.00	\$0.00	\$0.00	\$0.00	\$0.00	\$0.00	\$0.00	\$0.00	\$1,088,874.51	\$0.00
5400 VEHICULOS Y EQUIPO DE TRANSPORTE	\$1,088,874.51	\$0.00	\$0.00	\$1,088,874.51	\$0.00	\$0.00	\$0.00	\$0.00	\$0.00	\$0.00	\$0.00	\$0.00	\$0.00	\$1,088,874.51	\$0.00
5410 Vehículos y equipo terrestre	\$1,088,874.51	\$0.00	\$0.00	\$1,088,874.51	\$0.00	\$0.00	\$0.00	\$0.00	\$0.00	\$0.00	\$0.00	\$0.00	\$0.00	\$1,088,874.51	\$0.00
5411 Vehículos y equipo terrestre	\$1,088,874.51	\$0.00	\$0.00	\$1,088,874.51	\$0.00	\$0.00	\$0.00	\$0.00	\$0.00	\$0.00	\$0.00	\$0.00	\$0.00	\$1,088,874.51	\$0.00
Remanentes de Ejercicios Anteriores	\$1,088,874.51	\$0.00	\$0.00	\$1,088,874.51	\$0.00	\$0.00	\$0.00	\$0.00	\$0.00	\$0.00	\$0.00	\$0.00	\$0.00	\$1,088,874.51	\$0.00
1601 Apoyo Extraordinario	\$1,000,000.00	\$0.00	\$0.00	\$0.00	\$0.00	\$0.00	\$0.00	\$0.00	\$73,177.24	\$388,986.30	\$0.00	\$0.00	\$0.00	\$462,173.54	\$567,826.46
2000 MATERIALES Y SUMINISTROS	\$500,000.00	\$0.00	\$0.00	\$0.00	\$0.00	\$0.00	\$0.00	\$0.00	\$0.00	\$287,980.00	\$0.00	\$0.00	\$0.00	\$287,980.00	\$212,020.00
2200 ALIMENTOS Y UTENSILIOS	\$500,000.00	\$0.00	\$0.00	\$0.00	\$0.00	\$0.00	\$0.00	\$0.00	\$0.00	\$287,980.00	\$0.00	\$0.00	\$0.00	\$287,980.00	\$212,020.00
2210 Productos alimenticios para personas	\$500,000.00	\$0.00	\$0.00	\$0.00	\$0.00	\$0.00	\$0.00	\$0.00	\$0.00	\$287,980.00	\$0.00	\$0.00	\$0.00	\$287,980.00	\$212,020.00
2211 Productos alimenticios para personas	\$500,000.00	\$0.00	\$0.00	\$0.00	\$0.00	\$0.00	\$0.00	\$0.00	\$0.00	\$287,980.00	\$0.00	\$0.00	\$0.00	\$287,980.00	\$212,020.00
2600 COMBUSTIBLES, LUBRICANTES Y ADITI	\$500,000.00	\$0.00	\$0.00	\$0.00	\$0.00	\$0.00	\$0.00	\$0.00	\$73,177.24	\$101,016.30	\$0.00	\$0.00	\$0.00	\$174,193.54	\$325,806.46
2610 Combustibles, lubricantes y aditivos	\$500,000.00	\$0.00	\$0.00	\$0.00	\$0.00	\$0.00	\$0.00	\$0.00	\$73,177.24	\$101,016.30	\$0.00	\$0.00	\$0.00	\$174,193.54	\$325,806.46
2611 Combustibles, lubricantes y aditivos	\$500,000.00	\$0.00	\$0.00	\$0.00	\$0.00	\$0.00	\$0.00	\$0.00	\$73,177.24	\$101,016.30	\$0.00	\$0.00	\$0.00	\$174,193.54	\$325,806.46
SERVICIOS GENERALES	\$13,800,000.00	\$0.00	\$0.00	\$0.00	\$0.00	\$0.00	\$0.00	\$0.00	\$3,914,924.01	\$4,852,245.66	\$0.00	\$0.00	\$0.00	\$8,767,169.67	\$7,632,830.33
SERVICIOS BÁSICOS	\$1,000,000.00	\$0.00	\$0.00	\$0.00	\$0.00	\$0.00	\$0.00	\$0.00	\$2,219,114.00	\$1,180,886.00	\$0.00	\$0.00	\$0.00	\$3,400,000.00	\$600,000.00
3110 Energía eléctrica	\$2,000,000.00	\$0.00	\$0.00	\$0.00	\$0.00	\$0.00	\$0.00	\$0.00	\$1,619,114.00	\$380,886.00	\$0.00	\$0.00	\$0.00	\$2,000,000.00	\$0.00
3111 Energía eléctrica	\$2,000,000.00	\$0.00	\$0.00	\$0.00	\$0.00	\$0.00	\$0.00	\$0.00	\$1,619,114.00	\$380,886.00	\$0.00	\$0.00	\$0.00	\$2,000,000.00	\$0.00
3170 Servicios de acceso de Internet, redes y pr	\$2,000,000.00	\$0.00	\$0.00	\$0.00	\$0.00	\$0.00	\$0.00	\$0.00	\$600,000.00	\$800,000.00	\$0.00	\$0.00	\$0.00	\$1,400,000.00	\$900,000.00
3171 Servicios de acceso de Internet, redes y pr	\$2,000,000.00	\$0.00	\$0.00	\$0.00	\$0.00	\$0.00	\$0.00	\$0.00	\$600,000.00	\$800,000.00	\$0.00	\$0.00	\$0.00	\$1,400,000.00	\$900,000.00
SERVICIOS DE ARRENDAMIENTO	\$2,000,000.00	\$0.00	\$0.00	\$0.00	\$0.00	\$0.00	\$0.00	\$0.00	\$299,500.01	\$0.00	\$0.00	\$0.00	\$0.00	\$299,500.01	\$1,700,499.99
3260 Arrendamiento de maquinaria, otros equi	\$2,000,000.00	\$0.00	\$0.00	\$0.00	\$0.00	\$0.00	\$0.00	\$0.00	\$299,500.01	\$0.00	\$0.00	\$0.00	\$0.00	\$299,500.01	\$1,700,499.99
3261 Arrendamiento de maquinaria, otros equi	\$2,000,000.00	\$0.00	\$0.00	\$0.00	\$0.00	\$0.00	\$0.00	\$0.00	\$299,500.01	\$0.00	\$0.00	\$0.00	\$0.00	\$299,500.01	\$1,700,499.99
SERVICIOS PROFESIONALES, CIENTIFIC	\$1,500,000.00	\$0.00	\$0.00	\$0.00	\$0.00	\$0.00	\$0.00	\$0.00	\$973,110.00	\$1,408,120.00	\$0.00	\$0.00	\$0.00	\$2,381,230.00	\$1,218,770.00
3300 Servicios legales, de contabilidad, auditoria	\$500,000.00	\$0.00	\$0.00	\$0.00	\$0.00	\$0.00	\$0.00	\$0.00	\$0.00	\$0.00	\$0.00	\$0.00	\$0.00	\$500,000.00	\$0.00
3310 Servicios legales, de contabilidad, auditoria	\$500,000.00	\$0.00	\$0.00	\$0.00	\$0.00	\$0.00	\$0.00	\$0.00	\$0.00	\$0.00	\$0.00	\$0.00	\$0.00	\$500,000.00	\$0.00
3311 Servicios legales, de contabilidad, auditoria	\$500,000.00	\$0.00	\$0.00	\$0.00	\$0.00	\$0.00	\$0.00	\$0.00	\$0.00	\$0.00	\$0.00	\$0.00	\$0.00	\$500,000.00	\$0.00
3320 Servicios de diseño, arquitectura, ingenierí	\$2,000,000.00	\$0.00	\$0.00	\$0.00	\$0.00	\$0.00	\$0.00	\$0.00	\$599,850.00	\$1,208,120.00	\$0.00	\$0.00	\$0.00	\$1,807,970.00	\$192,030.00
3321 Servicios de diseño, arquitectura, ingenierí	\$2,000,000.00	\$0.00	\$0.00	\$0.00	\$0.00	\$0.00	\$0.00	\$0.00	\$599,850.00	\$1,208,120.00	\$0.00	\$0.00	\$0.00	\$1,807,970.00	\$192,030.00
3340 Servicios de capacitación	\$500,000.00	\$0.00	\$0.00	\$0.00	\$0.00	\$0.00	\$0.00	\$0.00	\$273,280.00	\$0.00	\$0.00	\$0.00	\$0.00	\$273,280.00	\$226,740.00
3341 Servicios de capacitación	\$500,000.00	\$0.00	\$0.00	\$0.00	\$0.00	\$0.00	\$0.00	\$0.00	\$273,280.00	\$0.00	\$0.00	\$0.00	\$0.00	\$273,280.00	\$226,740.00
3360 Servicios de apoyo administrativo, traducci	\$500,000.00	\$0.00	\$0.00	\$0.00	\$0.00	\$0.00	\$0.00	\$0.00	\$200,000.00	\$0.00	\$0.00	\$0.00	\$0.00	\$200,000.00	\$300,000.00
3361 Servicios de apoyo administrativo, fotocopie	\$500,000.00	\$0.00	\$0.00	\$0.00	\$0.00	\$0.00	\$0.00	\$0.00	\$200,000.00	\$0.00	\$0.00	\$0.00	\$0.00	\$200,000.00	\$300,000.00



Objeto del Gasto	Presupuesto Vigente	Ene	Feb	Mar	Abr	May	Jun	Jul	Ago	Sep	Oct	Nov	Dic	Total	Diferencia (Vigente - Total)
3500 SERVICIOS DE INSTALACIÓN, REPARAC	\$2,000,000.00	\$0.00	\$0.00	\$0.00	\$0.00	\$0.00	\$0.00	\$0.00	\$0.00	\$0.00	\$0.00	\$0.00	\$0.00	\$0.00	\$0.00
3510 Conservación y mantenimiento menor de in	\$1,500,000.00	\$0.00	\$0.00	\$0.00	\$0.00	\$0.00	\$0.00	\$0.00	\$0.00	\$0.00	\$0.00	\$0.00	\$0.00	\$0.00	\$0.00
3511 Conservación y mantenimiento menor de in	\$1,500,000.00	\$0.00	\$0.00	\$0.00	\$0.00	\$0.00	\$0.00	\$0.00	\$0.00	\$0.00	\$0.00	\$0.00	\$0.00	\$0.00	\$0.00
3550 Reparación y mantenimiento de equipo de t	\$500,000.00	\$0.00	\$0.00	\$0.00	\$0.00	\$0.00	\$0.00	\$0.00	\$0.00	\$0.00	\$0.00	\$0.00	\$0.00	\$0.00	\$0.00
3551 Reparación y mantenimiento de equipo de t	\$500,000.00	\$0.00	\$0.00	\$0.00	\$0.00	\$0.00	\$0.00	\$0.00	\$0.00	\$0.00	\$0.00	\$0.00	\$0.00	\$0.00	\$0.00
3800 SERVICIOS OFICIALES	\$3,500,000.00	\$0.00	\$0.00	\$0.00	\$0.00	\$0.00	\$0.00	\$0.00	\$0.00	\$0.00	\$0.00	\$0.00	\$0.00	\$0.00	\$0.00
3820 Gastos de orden social y cultural	\$3,500,000.00	\$0.00	\$0.00	\$0.00	\$0.00	\$0.00	\$0.00	\$0.00	\$0.00	\$0.00	\$0.00	\$0.00	\$0.00	\$0.00	\$0.00
3821 Gastos de orden social y cultural	\$3,500,000.00	\$0.00	\$0.00	\$0.00	\$0.00	\$0.00	\$0.00	\$0.00	\$0.00	\$0.00	\$0.00	\$0.00	\$0.00	\$0.00	\$0.00
3900 OTROS SERVICIOS GENERALES	\$1,500,000.00	\$0.00	\$0.00	\$0.00	\$0.00	\$0.00	\$0.00	\$0.00	\$0.00	\$0.00	\$0.00	\$0.00	\$0.00	\$0.00	\$0.00
3920 Impuestos y derechos	\$1,500,000.00	\$0.00	\$0.00	\$0.00	\$0.00	\$0.00	\$0.00	\$0.00	\$0.00	\$0.00	\$0.00	\$0.00	\$0.00	\$0.00	\$0.00
3921 Impuestos y derechos	\$1,500,000.00	\$0.00	\$0.00	\$0.00	\$0.00	\$0.00	\$0.00	\$0.00	\$0.00	\$0.00	\$0.00	\$0.00	\$0.00	\$0.00	\$0.00
Ayoyo Extraordinario	\$17,500,000.00	\$0.00	\$0.00	\$0.00	\$0.00	\$0.00	\$0.00	\$0.00	\$0.00	\$0.00	\$0.00	\$0.00	\$0.00	\$0.00	\$0.00

Objeto del Gasto	Presupuesto Vigente	Ene	Feb	Mar	Abr	May	Jun	Jul	Ago	Sep	Oct	Nov	Dic	Total	Diferencia (Vigente - Total)
2501 Fondo de Aportaciones para la Infraestructura Social Municipal (FAISM)	\$3,897,397.00	\$0.00	\$0.00	\$0.00	\$0.00	\$0.00	\$0.00	\$0.00	\$0.00	\$0.00	\$0.00	\$0.00	\$0.00	\$0.00	\$0.00
6000 INVERSIÓN PÚBLICA	\$3,897,397.00	\$0.00	\$0.00	\$0.00	\$0.00	\$0.00	\$0.00	\$0.00	\$0.00	\$0.00	\$0.00	\$0.00	\$0.00	\$0.00	\$0.00
6140 OBRA PÚBLICA EN BIENES DE DOMINIO	\$3,897,397.00	\$0.00	\$0.00	\$0.00	\$0.00	\$0.00	\$0.00	\$0.00	\$0.00	\$0.00	\$0.00	\$0.00	\$0.00	\$0.00	\$0.00
6140 División de terrenos y construcción de obra	\$3,897,397.00	\$0.00	\$0.00	\$0.00	\$0.00	\$0.00	\$0.00	\$0.00	\$0.00	\$0.00	\$0.00	\$0.00	\$0.00	\$0.00	\$0.00
6141 División de terrenos y construcción de obra	\$3,897,397.00	\$0.00	\$0.00	\$0.00	\$0.00	\$0.00	\$0.00	\$0.00	\$0.00	\$0.00	\$0.00	\$0.00	\$0.00	\$0.00	\$0.00
Fondo de Aportaciones para la Infraestructura Social Municipal (FAISM)	\$3,897,397.00	\$0.00	\$0.00	\$0.00	\$0.00	\$0.00	\$0.00	\$0.00	\$0.00	\$0.00	\$0.00	\$0.00	\$0.00	\$0.00	\$0.00

Objeto del Gasto	Presupuesto Vigente	Ene	Feb	Mar	Abr	May	Jun	Jul	Ago	Sep	Oct	Nov	Dic	Total	Diferencia (Vigente - Total)
2502 Fondo de Aportaciones para el Fortalecimiento de los Municipios (FORTAMUN)	\$3,665,794.40	\$397,899.50	\$408,828.30	\$420,484.22	\$428,698.61	\$407,114.95	\$430,514.17	\$452,462.75	\$416,692.24	\$416,639.64	\$0.00	\$0.00	\$0.00	\$3,783,235.78	\$2,782,448.12
1000 SERVICIOS PERSONALES	\$3,414,609.25	\$391,220.50	\$395,998.29	\$407,388.91	\$401,681.37	\$386,122.73	\$402,534.99	\$418,191.08	\$411,636.06	\$411,336.89	\$0.00	\$0.00	\$0.00	\$3,628,110.82	\$1,796,498.13
1100 Sueldos base al personal permanente	\$3,414,609.25	\$391,220.50	\$395,998.29	\$407,388.91	\$401,681.37	\$386,122.73	\$402,534.99	\$418,191.08	\$411,636.06	\$411,336.89	\$0.00	\$0.00	\$0.00	\$3,628,110.82	\$1,796,498.13
1131 Sueldos personal de base	\$3,414,609.25	\$391,220.50	\$395,998.29	\$407,388.91	\$401,681.37	\$386,122.73	\$402,534.99	\$418,191.08	\$411,636.06	\$411,336.89	\$0.00	\$0.00	\$0.00	\$3,628,110.82	\$1,796,498.13
1300 REMUNERACIONES ADICIONALES Y ESP	\$1,042,815.15	\$3,334.40	\$3,920.01	\$9,716.31	\$23,753.24	\$14,812.22	\$28,314.98	\$31,444.67	\$3,926.18	\$4,172.75	\$0.00	\$0.00	\$0.00	\$126,087.76	\$946,727.19
1310 Primas por años de servicios electivos pres	\$91,912.80	\$3,334.40	\$3,334.40	\$3,334.40	\$3,334.40	\$3,334.40	\$4,797.20	\$3,334.40	\$3,334.40	\$3,334.40	\$0.00	\$0.00	\$0.00	\$31,472.40	\$60,440.10
1311 Primas por años de servicios electivos pres	\$91,912.80	\$3,334.40	\$3,334.40	\$3,334.40	\$3,334.40	\$3,334.40	\$4,797.20	\$3,334.40	\$3,334.40	\$3,334.40	\$0.00	\$0.00	\$0.00	\$31,472.40	\$60,440.10
1320 Primas de vacaciones, dominical y gratifica	\$950,902.35	\$0.00	\$5,586.61	\$6,380.91	\$20,418.84	\$11,477.82	\$21,514.78	\$27,607.27	\$9,883.35	\$9,883.35	\$0.00	\$0.00	\$0.00	\$94,615.36	\$866,286.99
1321 Primas de vacaciones	\$53,285.36	\$0.00	\$4,770.74	\$6,380.91	\$4,107.91	\$4,421.90	\$11,648.69	\$5,632.45	\$591.78	\$591.78	\$0.00	\$0.00	\$0.00	\$38,282.73	\$14,872.83
1322 Gratificación fin de año	\$897,636.99	\$0.00	\$814.87	\$0.00	\$16,310.93	\$7,055.92	\$9,866.09	\$22,274.82	\$0.00	\$0.00	\$0.00	\$0.00	\$0.00	\$56,322.63	\$94,144.36
1500 OTRAS PRESTACIONES SOCIALES Y EC	\$106,360.00	\$3,255.00	\$3,910.00	\$3,380.00	\$3,255.00	\$4,180.00	\$1,667.20	\$3,130.00	\$3,130.00	\$3,130.00	\$0.00	\$0.00	\$0.00	\$29,037.20	\$79,322.80
1520 Indemnizaciones	\$60,000.00	\$0.00	\$0.00	\$0.00	\$0.00	\$0.00	\$0.00	\$0.00	\$0.00	\$0.00	\$0.00	\$0.00	\$0.00	\$0.00	\$0.00
1521 Indemnizaciones	\$60,000.00	\$0.00	\$0.00	\$0.00	\$0.00	\$0.00	\$0.00	\$0.00	\$0.00	\$0.00	\$0.00	\$0.00	\$0.00	\$0.00	\$0.00
1540 Prestaciones contractuales	\$48,360.00	\$3,255.00	\$3,910.00	\$3,380.00	\$3,255.00	\$4,180.00	\$1,667.20	\$3,130.00	\$3,130.00	\$3,130.00	\$0.00	\$0.00	\$0.00	\$29,037.20	\$19,322.80
1541 Prestaciones contractuales	\$48,360.00	\$3,255.00	\$3,910.00	\$3,380.00	\$3,255.00	\$4,180.00	\$1,667.20	\$3,130.00	\$3,130.00	\$3,130.00	\$0.00	\$0.00	\$0.00	\$29,037.20	\$19,322.80
2000 MATERIALES Y SUMINISTROS	\$1,224,000.00	\$36,198.41	\$119,836.95	\$93,166.39	\$121,200.12	\$97,324.13	\$154,759.02	\$183,492.90	\$199,174.50	\$56,275.54	\$0.00	\$0.00	\$0.00	\$1,080,330.96	\$143,669.04
2800 COMBUSTIBLES, LUBRICANTES Y ADITI	\$1,080,000.00	\$36,198.41	\$119,836.95	\$93,166.39	\$121,200.12	\$97,324.13	\$154,759.02	\$183,492.90	\$199,174.50	\$56,275.54	\$0.00	\$0.00	\$0.00	\$1,066,807.96	\$13,192.04





MUNICIPIO DE MINERAL DEL MONTE
HIDALGO
Analfítico Mensual de Egresos Pagados por Fuente de Financiamiento al 30/sep./2022
 (Cuentas con Movimientos)
 (Cifras en pesos y centavos)

Objeto del Gasto	Presupuesto Vigente	Ene												Total (Vigente - Total)	Diferencia (Total - Total)	
		Ene	Feb	Mar	Abr	May	Jun	Jul	Ago	Sep	Oct	Nov	Dic			
2610 Combustibles, lubricantes y aditivos	\$1,080,000.00	\$36,198.41	\$119,836.95	\$93,166.39	\$127,200.12	\$97,324.13	\$154,139.02	\$183,492.90	\$198,174.50	\$56,275.54	\$0.00	\$0.00	\$0.00	\$0.00	\$1,066,607.96	\$13,192.34
2611 Combustibles, lubricantes y aditivos	\$1,080,000.00	\$36,198.41	\$119,836.95	\$93,166.39	\$127,200.12	\$97,324.13	\$154,139.02	\$183,492.90	\$198,174.50	\$56,275.54	\$0.00	\$0.00	\$0.00	\$0.00	\$1,066,607.96	\$13,192.34
2900 HERRAMIENTAS, REFACCIONES Y ACCESORIOS	\$144,000.00	\$0.00	\$0.00	\$0.00	\$0.00	\$0.00	\$0.00	\$0.00	\$0.00	\$0.00	\$0.00	\$0.00	\$0.00	\$0.00	\$13,523.00	\$130,477.00
2960 Refacciones y accesorios menores de equi	\$144,000.00	\$0.00	\$0.00	\$0.00	\$0.00	\$0.00	\$0.00	\$0.00	\$0.00	\$0.00	\$0.00	\$0.00	\$0.00	\$0.00	\$13,523.00	\$130,477.00
2961 Refacciones y accesorios menores de equi	\$144,000.00	\$0.00	\$0.00	\$0.00	\$0.00	\$0.00	\$0.00	\$0.00	\$0.00	\$0.00	\$0.00	\$0.00	\$0.00	\$0.00	\$13,523.00	\$130,477.00
3000 SERVICIOS GENERALES	\$1,258,753.87	\$133,805.73	\$282,804.59	\$259,538.72	\$212,289.52	\$278,440.45	\$238,005.36	\$201,756.45	\$188,687.59	\$213,562.46	\$0.00	\$0.00	\$0.00	\$1,998,887.57	\$927,169.30	
3100 SERVICIOS BASICOS	\$1,258,753.87	\$133,805.73	\$271,892.59	\$242,516.72	\$201,826.52	\$268,201.45	\$228,195.36	\$191,824.45	\$175,275.59	\$203,074.46	\$0.00	\$0.00	\$0.00	\$1,916,572.57	\$442,181.30	
3110 Energia electrica	\$2,358,753.87	\$133,805.73	\$271,892.59	\$242,516.72	\$201,826.52	\$268,201.45	\$228,195.36	\$191,824.45	\$175,275.59	\$203,074.46	\$0.00	\$0.00	\$0.00	\$1,916,572.57	\$442,181.30	
3111 Energia electrica	\$2,358,753.87	\$133,805.73	\$271,892.59	\$242,516.72	\$201,826.52	\$268,201.45	\$228,195.36	\$191,824.45	\$175,275.59	\$203,074.46	\$0.00	\$0.00	\$0.00	\$1,916,572.57	\$442,181.30	
3300 SERVICIOS PROFESIONALES, CIENTIFIC	\$387,747.00	\$0.00	\$0.00	\$0.00	\$0.00	\$0.00	\$0.00	\$0.00	\$0.00	\$0.00	\$0.00	\$0.00	\$0.00	\$0.00	\$387,747.00	\$0.00
3340 Servicios de capacitación	\$243,747.00	\$0.00	\$0.00	\$0.00	\$0.00	\$0.00	\$0.00	\$0.00	\$0.00	\$0.00	\$0.00	\$0.00	\$0.00	\$0.00	\$243,747.00	\$0.00
3341 Servicios de capacitación	\$243,747.00	\$0.00	\$0.00	\$0.00	\$0.00	\$0.00	\$0.00	\$0.00	\$0.00	\$0.00	\$0.00	\$0.00	\$0.00	\$0.00	\$243,747.00	\$0.00
3360 Servicios de apoyo administrativo, traducci	\$144,000.00	\$0.00	\$0.00	\$0.00	\$0.00	\$0.00	\$0.00	\$0.00	\$0.00	\$0.00	\$0.00	\$0.00	\$0.00	\$0.00	\$144,000.00	\$0.00
3361 Servicios de apoyo administrativo, fotocopi	\$144,000.00	\$0.00	\$0.00	\$0.00	\$0.00	\$0.00	\$0.00	\$0.00	\$0.00	\$0.00	\$0.00	\$0.00	\$0.00	\$0.00	\$144,000.00	\$0.00
3600 OTROS SERVICIOS GENERALES	\$180,256.00	\$0.00	\$10,946.00	\$10,022.00	\$10,463.00	\$10,239.00	\$9,810.00	\$9,532.00	\$10,412.00	\$10,488.00	\$0.00	\$0.00	\$0.00	\$82,315.00	\$97,941.00	
3680 Impuesto sobre nóminas y otros que se dei	\$180,256.00	\$0.00	\$10,946.00	\$10,022.00	\$10,463.00	\$10,239.00	\$9,810.00	\$9,532.00	\$10,412.00	\$10,488.00	\$0.00	\$0.00	\$0.00	\$82,315.00	\$97,941.00	
3981 Impuesto sobre nóminas y otros que se dei	\$180,256.00	\$0.00	\$10,946.00	\$10,022.00	\$10,463.00	\$10,239.00	\$9,810.00	\$9,532.00	\$10,412.00	\$10,488.00	\$0.00	\$0.00	\$0.00	\$82,315.00	\$97,941.00	
Fondo de Aportaciones para el Fortalec	\$70,716,541.27	\$557,874.04	\$871,456.34	\$766,189.33	\$788,179.25	\$782,879.23	\$828,465.46	\$145,428.19	\$803,534.33	\$888,477.64	\$0.00	\$0.00	\$0.00	\$5,862,454.31	\$3,854,086.16	
Total Final	\$72,438,710.35	\$3,124,285.39	\$3,398,947.31	\$4,003,632.33	\$3,483,077.69	\$3,642,765.91	\$3,525,291.57	\$3,734,244.83	\$7,753,173.18	\$5,656,228.79	\$0.00	\$0.00	\$0.00	\$41,654,205.00	\$3,078,505.15	

C. ALEJANDRO SIERRA TELLO
 PRESIDENTE MUNICIPAL CONSTITUCIONAL

L.C. ANA LAURA ZAQUILLENCO LUNA
 TESOFEERA MUNICIPAL

L.C. LEIDY HERNANDEZ GARCIA
 SINDICO PROCURADOR