



MUNICIPIO DE MINERAL DEL MONTE
HIDALGO


Analitico Mensual de Egresos Pagados por Fuente de Financiamiento al 31/mar./2024

(Cuentas con Movimientos)
(Cifras en pesos y centavos)

Fecha y Hora de Impresión: 08/abr./2024 12:22 p. m.

Usr: Contabilidad
Rep: rptAnaliticoPresupuestoEgresos_FF

Objeto del Gasto	Presupuesto Vigente	Ene	Feb	Mar	Abr	May	Jun	Jul	Ago	Sep	Oct	Nov	Dic	Total	Diferencia (Vigente - Total)
1101 Recursos Fiscales	\$1,739,478.84	\$65,892.78	\$73,457.38	\$74,484.81	\$0.00	\$0.00	\$0.00	\$0.00	\$0.00	\$0.00	\$0.00	\$0.00	\$0.00	\$213,644.97	\$1,525,833.87
1000 SERVICIOS PERSONALES	\$1,739,478.84	\$65,892.78	\$73,457.38	\$74,484.81	\$0.00	\$0.00	\$0.00	\$0.00	\$0.00	\$0.00	\$0.00	\$0.00	\$0.00	\$213,644.97	\$1,525,833.87
1100 REMUNERACIONES AL PERSONAL DE C	\$452,846.92	\$64,838.50	\$64,838.50	\$64,838.50	\$0.00	\$0.00	\$0.00	\$0.00	\$0.00	\$0.00	\$0.00	\$0.00	\$0.00	\$184,515.50	\$638,031.42
1130 Sueldos base al personal permanente	\$432,546.92	\$64,838.50	\$64,838.50	\$64,838.50	\$0.00	\$0.00	\$0.00	\$0.00	\$0.00	\$0.00	\$0.00	\$0.00	\$0.00	\$184,515.50	\$638,031.42
1131 Sueldos base al personal permanente	\$62,546.92	\$64,838.50	\$64,838.50	\$64,838.50	\$0.00	\$0.00	\$0.00	\$0.00	\$0.00	\$0.00	\$0.00	\$0.00	\$0.00	\$194,515.50	\$638,031.42
1200 REMUNERACIONES AL PERSONAL DE C	\$180,513.24	\$0.00	\$0.00	\$0.00	\$0.00	\$0.00	\$0.00	\$0.00	\$0.00	\$0.00	\$0.00	\$0.00	\$0.00	\$0.00	\$150,513.24
1220 Sueldos base al personal eventual	\$150,513.24	\$0.00	\$0.00	\$0.00	\$0.00	\$0.00	\$0.00	\$0.00	\$0.00	\$0.00	\$0.00	\$0.00	\$0.00	\$0.00	\$150,513.24
1221 Sueldos base al personal eventual	\$150,513.24	\$0.00	\$0.00	\$0.00	\$0.00	\$0.00	\$0.00	\$0.00	\$0.00	\$0.00	\$0.00	\$0.00	\$0.00	\$0.00	\$150,513.24
1300 REMUNERACIONES ADICIONALES Y ESF	\$775,881.38	\$864.28	\$0.00	\$9,686.31	\$0.00	\$0.00	\$0.00	\$0.00	\$0.00	\$0.00	\$0.00	\$0.00	\$0.00	\$10,510.69	\$285,150.77
1320 Primes de vacaciones, dominical y gratifica	\$176,168.96	\$864.28	\$0.00	\$9,101.91	\$0.00	\$0.00	\$0.00	\$0.00	\$0.00	\$0.00	\$0.00	\$0.00	\$0.00	\$9,956.19	\$159,207.77
1321 Primes de vacaciones	\$37,408.15	\$864.28	\$0.00	\$8,101.91	\$0.00	\$0.00	\$0.00	\$0.00	\$0.00	\$0.00	\$0.00	\$0.00	\$0.00	\$8,956.19	\$285,150.77
1322 Gratificación fin de año	\$138,757.81	\$0.00	\$0.00	\$0.00	\$0.00	\$0.00	\$0.00	\$0.00	\$0.00	\$0.00	\$0.00	\$0.00	\$0.00	\$0.00	\$138,757.81
1330 Horas extraordinarias	\$89,497.40	\$0.00	\$0.00	\$0.00	\$0.00	\$0.00	\$0.00	\$0.00	\$0.00	\$0.00	\$0.00	\$0.00	\$0.00	\$0.00	\$89,497.40
1331 Horas extraordinarias	\$99,497.40	\$0.00	\$0.00	\$0.00	\$0.00	\$0.00	\$0.00	\$0.00	\$0.00	\$0.00	\$0.00	\$0.00	\$0.00	\$0.00	\$99,497.40
1600 OTRAS PRESTACIONES SOCIALES Y EC	\$440,767.32	\$0.00	\$8,818.88	\$0.00	\$0.00	\$0.00	\$0.00	\$0.00	\$0.00	\$0.00	\$0.00	\$0.00	\$0.00	\$8,818.88	\$472,138.44
1620 Indemnizaciones	\$246,977.88	\$0.00	\$0.00	\$0.00	\$0.00	\$0.00	\$0.00	\$0.00	\$0.00	\$0.00	\$0.00	\$0.00	\$0.00	\$0.00	\$246,977.88
1621 Indemnizaciones	\$246,977.88	\$0.00	\$0.00	\$0.00	\$0.00	\$0.00	\$0.00	\$0.00	\$0.00	\$0.00	\$0.00	\$0.00	\$0.00	\$0.00	\$246,977.88
1640 Prestaciones contractuales	\$30,000.04	\$0.00	\$8,618.88	\$0.00	\$0.00	\$0.00	\$0.00	\$0.00	\$0.00	\$0.00	\$0.00	\$0.00	\$0.00	\$8,618.88	\$21,381.16
1644 Gastos y servicios médicos	\$30,000.04	\$0.00	\$8,618.88	\$0.00	\$0.00	\$0.00	\$0.00	\$0.00	\$0.00	\$0.00	\$0.00	\$0.00	\$0.00	\$8,618.88	\$21,381.16
1690 Otras prestaciones sociales y económicas	\$3,779.40	\$0.00	\$0.00	\$0.00	\$0.00	\$0.00	\$0.00	\$0.00	\$0.00	\$0.00	\$0.00	\$0.00	\$0.00	\$0.00	\$3,779.40
1691 Otras prestaciones sociales y económicas	\$3,779.40	\$0.00	\$0.00	\$0.00	\$0.00	\$0.00	\$0.00	\$0.00	\$0.00	\$0.00	\$0.00	\$0.00	\$0.00	\$0.00	\$3,779.40
2000 MATERIALES Y SUBMINISTROS	\$3,464,878.44	\$95,123.31	\$275,726.74	\$177,350.82	\$0.00	\$0.00	\$0.00	\$0.00	\$0.00	\$0.00	\$0.00	\$0.00	\$0.00	\$648,170.87	\$2,816,707.57
2100 MATERIALES DE ADMINISTRACION, EMI	\$441,889.84	\$32,828.40	\$65,126.04	\$23,699.21	\$0.00	\$0.00	\$0.00	\$0.00	\$0.00	\$0.00	\$0.00	\$0.00	\$0.00	\$117,332.17	\$424,557.67
2110 Materiales, útiles y equipos menores de ofi	\$16,277.00	\$4,874.80	\$22,434.04	\$5,723.03	\$0.00	\$0.00	\$0.00	\$0.00	\$0.00	\$0.00	\$0.00	\$0.00	\$0.00	\$32,631.87	\$128,445.13
2111 Papelería y útiles menores de oficina	\$136,277.05	\$4,874.80	\$22,434.04	\$5,723.03	\$0.00	\$0.00	\$0.00	\$0.00	\$0.00	\$0.00	\$0.00	\$0.00	\$0.00	\$32,631.87	\$103,445.18
2112 Equipos menores de oficina	\$24,399.95	\$0.00	\$0.00	\$0.00	\$0.00	\$0.00	\$0.00	\$0.00	\$0.00	\$0.00	\$0.00	\$0.00	\$0.00	\$0.00	\$24,399.95
2120 Materiales y útiles de impresión y reproduc	\$17,087.16	\$0.00	\$0.00	\$0.00	\$0.00	\$0.00	\$0.00	\$0.00	\$0.00	\$0.00	\$0.00	\$0.00	\$0.00	\$0.00	\$17,087.16
2121 Materiales y útiles de impresión y reproduc	\$17,087.16	\$0.00	\$0.00	\$0.00	\$0.00	\$0.00	\$0.00	\$0.00	\$0.00	\$0.00	\$0.00	\$0.00	\$0.00	\$0.00	\$17,087.16
2140 Materiales, útiles y equipos menores de tec	\$7,595.40	\$0.00	\$0.00	\$0.00	\$0.00	\$0.00	\$0.00	\$0.00	\$0.00	\$0.00	\$0.00	\$0.00	\$0.00	\$0.00	\$7,595.40
2141 Materiales, útiles y equipos menores de tec	\$7,595.40	\$0.00	\$0.00	\$0.00	\$0.00	\$0.00	\$0.00	\$0.00	\$0.00	\$0.00	\$0.00	\$0.00	\$0.00	\$0.00	\$7,595.40
2150 Material impreso e información digital	\$171,284.84	\$25,879.60	\$10,324.00	\$0.00	\$0.00	\$0.00	\$0.00	\$0.00	\$0.00	\$0.00	\$0.00	\$0.00	\$0.00	\$36,203.60	\$4,170.40
2151 Material impreso e información digital	\$171,284.84	\$25,879.60	\$10,324.00	\$0.00	\$0.00	\$0.00	\$0.00	\$0.00	\$0.00	\$0.00	\$0.00	\$0.00	\$0.00	\$36,203.60	\$4,170.40
2160 Material de limpieza	\$136,549.44	\$1,972.00	\$1,488.50	\$963.00	\$0.00	\$0.00	\$0.00	\$0.00	\$0.00	\$0.00	\$0.00	\$0.00	\$0.00	\$4,423.50	\$132,125.94
2161 Material de limpieza	\$136,549.44	\$1,972.00	\$1,488.50	\$963.00	\$0.00	\$0.00	\$0.00	\$0.00	\$0.00	\$0.00	\$0.00	\$0.00	\$0.00	\$4,423.50	\$132,125.94
2170 Materiales y útiles de enseñanza	\$18,105.00	\$0.00	\$0.00	\$0.00	\$0.00	\$0.00	\$0.00	\$0.00	\$0.00	\$0.00	\$0.00	\$0.00	\$0.00	\$0.00	\$18,105.00
2171 Materiales y útiles de enseñanza	\$18,105.00	\$0.00	\$0.00	\$0.00	\$0.00	\$0.00	\$0.00	\$0.00	\$0.00	\$0.00	\$0.00	\$0.00	\$0.00	\$0.00	\$18,105.00
2180 Materiales para el registro e identificación d	\$30,000.00	\$0.00	\$20,880.00	\$0.00	\$0.00	\$0.00	\$0.00	\$0.00	\$0.00	\$0.00	\$0.00	\$0.00	\$0.00	\$20,880.00	\$9,120.00
2181 Formas Valoradas	\$30,000.00	\$0.00	\$20,880.00	\$0.00	\$0.00	\$0.00	\$0.00	\$0.00	\$0.00	\$0.00	\$0.00	\$0.00	\$0.00	\$20,880.00	\$9,120.00



[Handwritten signature]



**MUNICIPIO DE MINERAL DEL MONTE
HIDALGO**

Analitico Mensual de Egresos Pagados por Fuente de Financiamiento al 31/mar./2024

(Cuentas con Movimientos)
(Cifras en pesos y centavos)

Fecha y hora de Impresión: 03/abr./2024 12:22 p. m.

Utr: Contabilidad
Rep: rptAnaliticoPresupuestoEgresos_FF

Objeto del Gasto	Presupuesto Vigente	Ene	Feb	Mar	Abr	May	Jun	Jul	Ago	Sep	Oct	Nov	Dic	Total	Diferencia (Vigente - Total)
2200 ALIMENTOS Y UTENSILIOS	\$1,089,626.12	\$30,921.00	\$74,789.21	\$86,089.30	\$0.00	\$0.00	\$0.00	\$0.00	\$0.00	\$0.00	\$0.00	\$0.00	\$0.00	\$170,769.51	\$927,756.61
2210 Productos alimenticios para personas	\$1,045,201.68	\$29,502.50	\$71,777.46	\$47,502.01	\$0.00	\$0.00	\$0.00	\$0.00	\$0.00	\$0.00	\$0.00	\$0.00	\$0.00	\$149,781.96	\$895,419.72
2211 Productos alimenticios para personas	\$1,045,201.68	\$29,502.50	\$71,777.45	\$47,502.01	\$0.00	\$0.00	\$0.00	\$0.00	\$0.00	\$0.00	\$0.00	\$0.00	\$0.00	\$149,781.96	\$895,419.72
2230 Utensilios para el servicio de alimentación	\$53,326.44	\$1,419.50	\$5,981.76	\$17,587.29	\$0.00	\$0.00	\$0.00	\$0.00	\$0.00	\$0.00	\$0.00	\$0.00	\$0.00	\$21,987.55	\$31,338.89
2231 Utensilios para el servicio de alimentación	\$53,326.44	\$1,419.50	\$5,981.76	\$17,587.29	\$0.00	\$0.00	\$0.00	\$0.00	\$0.00	\$0.00	\$0.00	\$0.00	\$0.00	\$21,987.55	\$31,338.89
2400 MATERIALES Y ARTICULOS DE CONSTR	\$512,811.00	\$14,713.82	\$66,393.93	\$61,735.86	\$0.00	\$0.00	\$0.00	\$0.00	\$0.00	\$0.00	\$0.00	\$0.00	\$0.00	\$122,643.80	\$390,167.20
2410 Productos minerales no metálicos	\$56,135.64	\$0.00	\$0.00	\$17,400.00	\$0.00	\$0.00	\$0.00	\$0.00	\$0.00	\$0.00	\$0.00	\$0.00	\$0.00	\$17,400.00	\$38,735.64
2411 Productos minerales no metálicos	\$56,135.64	\$0.00	\$0.00	\$17,400.00	\$0.00	\$0.00	\$0.00	\$0.00	\$0.00	\$0.00	\$0.00	\$0.00	\$0.00	\$17,400.00	\$38,735.64
2420 Cemento y productos de concreto	\$7,730.40	\$0.00	\$23,500.44	\$3,327.51	\$0.00	\$0.00	\$0.00	\$0.00	\$0.00	\$0.00	\$0.00	\$0.00	\$0.00	\$26,827.95	\$1,102.00
2421 Cemento y productos de concreto	\$7,730.40	\$0.00	\$23,500.44	\$3,327.51	\$0.00	\$0.00	\$0.00	\$0.00	\$0.00	\$0.00	\$0.00	\$0.00	\$0.00	\$26,827.95	\$1,102.00
2440 Madera y productos de madera	\$10,778.76	\$0.00	\$0.00	\$0.00	\$0.00	\$0.00	\$0.00	\$0.00	\$0.00	\$0.00	\$0.00	\$0.00	\$0.00	\$0.00	\$10,778.76
2441 Madera y productos de madera	\$10,778.76	\$0.00	\$0.00	\$0.00	\$0.00	\$0.00	\$0.00	\$0.00	\$0.00	\$0.00	\$0.00	\$0.00	\$0.00	\$0.00	\$10,778.76
2450 Vidrio y productos de vidrio	\$3,000.00	\$0.00	\$0.00	\$0.00	\$0.00	\$0.00	\$0.00	\$0.00	\$0.00	\$0.00	\$0.00	\$0.00	\$0.00	\$0.00	\$3,000.00
2451 Vidrio y productos de vidrio	\$3,000.00	\$0.00	\$0.00	\$0.00	\$0.00	\$0.00	\$0.00	\$0.00	\$0.00	\$0.00	\$0.00	\$0.00	\$0.00	\$0.00	\$3,000.00
2480 Material eléctrico y electrónico	\$271,698.24	\$6,793.82	\$26,717.39	\$19,566.34	\$0.00	\$0.00	\$0.00	\$0.00	\$0.00	\$0.00	\$0.00	\$0.00	\$0.00	\$55,197.55	\$216,500.69
2481 Material eléctrico y electrónico	\$271,698.24	\$6,793.82	\$26,717.39	\$19,566.34	\$0.00	\$0.00	\$0.00	\$0.00	\$0.00	\$0.00	\$0.00	\$0.00	\$0.00	\$55,197.55	\$216,500.69
2470 Artículos metálicos para la construcción	\$12,155.64	\$0.00	\$0.00	\$0.00	\$0.00	\$0.00	\$0.00	\$0.00	\$0.00	\$0.00	\$0.00	\$0.00	\$0.00	\$0.00	\$12,155.64
2471 Artículos metálicos para la construcción	\$12,155.64	\$0.00	\$0.00	\$0.00	\$0.00	\$0.00	\$0.00	\$0.00	\$0.00	\$0.00	\$0.00	\$0.00	\$0.00	\$0.00	\$12,155.64
2480 Materiales complementarios	\$9,000.00	\$0.00	\$0.00	\$0.00	\$0.00	\$0.00	\$0.00	\$0.00	\$0.00	\$0.00	\$0.00	\$0.00	\$0.00	\$0.00	\$9,000.00
2481 Materiales complementarios	\$9,000.00	\$0.00	\$0.00	\$0.00	\$0.00	\$0.00	\$0.00	\$0.00	\$0.00	\$0.00	\$0.00	\$0.00	\$0.00	\$0.00	\$9,000.00
2490 Otros materiales y artículos de construcción	\$142,342.32	\$7,920.00	\$4,176.00	\$11,322.00	\$0.00	\$0.00	\$0.00	\$0.00	\$0.00	\$0.00	\$0.00	\$0.00	\$0.00	\$23,418.00	\$118,924.32
2491 Otros materiales y artículos de construcción	\$142,342.32	\$7,920.00	\$4,176.00	\$11,322.00	\$0.00	\$0.00	\$0.00	\$0.00	\$0.00	\$0.00	\$0.00	\$0.00	\$0.00	\$23,418.00	\$118,924.32
2500 PRODUCTOS QUIMICOS, FARMACEUTIC	\$68,798.76	\$0.00	\$0.00	\$16,769.60	\$0.00	\$0.00	\$0.00	\$0.00	\$0.00	\$0.00	\$0.00	\$0.00	\$0.00	\$16,769.60	\$52,029.16
2530 Medicinas y productos farmacéuticos	\$41,244.80	\$0.00	\$0.00	\$15,769.50	\$0.00	\$0.00	\$0.00	\$0.00	\$0.00	\$0.00	\$0.00	\$0.00	\$0.00	\$15,769.50	\$25,475.30
2531 Medicinas y productos farmacéuticos	\$41,244.80	\$0.00	\$0.00	\$15,769.50	\$0.00	\$0.00	\$0.00	\$0.00	\$0.00	\$0.00	\$0.00	\$0.00	\$0.00	\$15,769.50	\$25,475.30
2540 Medicinas, accesorios y suministros médico	\$5,369.76	\$0.00	\$0.00	\$0.00	\$0.00	\$0.00	\$0.00	\$0.00	\$0.00	\$0.00	\$0.00	\$0.00	\$0.00	\$0.00	\$5,369.76
2541 Medicinas, accesorios y suministros médico	\$5,369.76	\$0.00	\$0.00	\$0.00	\$0.00	\$0.00	\$0.00	\$0.00	\$0.00	\$0.00	\$0.00	\$0.00	\$0.00	\$0.00	\$5,369.76
2590 Otros productos químicos	\$12,182.40	\$0.00	\$0.00	\$0.00	\$0.00	\$0.00	\$0.00	\$0.00	\$0.00	\$0.00	\$0.00	\$0.00	\$0.00	\$0.00	\$12,182.40
2591 Otros productos químicos	\$12,182.40	\$0.00	\$0.00	\$0.00	\$0.00	\$0.00	\$0.00	\$0.00	\$0.00	\$0.00	\$0.00	\$0.00	\$0.00	\$0.00	\$12,182.40
2600 COMBUSTIBLES, LUBRICANTES Y ADITI	\$783,801.00	\$15,488.09	\$77,815.11	\$9,033.12	\$0.00	\$0.00	\$0.00	\$0.00	\$0.00	\$0.00	\$0.00	\$0.00	\$0.00	\$102,136.32	\$681,664.68
2610 Combustibles, lubricantes y aditivos	\$783,801.00	\$15,488.09	\$77,815.11	\$9,033.12	\$0.00	\$0.00	\$0.00	\$0.00	\$0.00	\$0.00	\$0.00	\$0.00	\$0.00	\$102,136.32	\$681,664.68
2611 Combustibles, lubricantes y aditivos	\$783,801.00	\$15,488.09	\$77,815.11	\$9,033.12	\$0.00	\$0.00	\$0.00	\$0.00	\$0.00	\$0.00	\$0.00	\$0.00	\$0.00	\$102,136.32	\$681,664.68
2700 VESTUARIO, BLANCOS, PRENDAS DE PI	\$99,999.96	\$0.00	\$1,100.00	\$2,804.42	\$0.00	\$0.00	\$0.00	\$0.00	\$0.00	\$0.00	\$0.00	\$0.00	\$0.00	\$3,904.42	\$96,095.54
2710 Vestuario y uniformes	\$99,999.96	\$0.00	\$0.00	\$0.00	\$0.00	\$0.00	\$0.00	\$0.00	\$0.00	\$0.00	\$0.00	\$0.00	\$0.00	\$0.00	\$99,999.96
2711 Vestuario y uniformes	\$99,999.96	\$0.00	\$0.00	\$0.00	\$0.00	\$0.00	\$0.00	\$0.00	\$0.00	\$0.00	\$0.00	\$0.00	\$0.00	\$0.00	\$99,999.96
2720 Prendas de seguridad y protección personal	\$25,000.00	\$0.00	\$0.00	\$2,804.42	\$0.00	\$0.00	\$0.00	\$0.00	\$0.00	\$0.00	\$0.00	\$0.00	\$0.00	\$2,804.42	\$22,195.58
2721 Prendas de seguridad y protección personal	\$25,000.00	\$0.00	\$0.00	\$2,804.42	\$0.00	\$0.00	\$0.00	\$0.00	\$0.00	\$0.00	\$0.00	\$0.00	\$0.00	\$2,804.42	\$22,195.58
2730 Artículos deportivos	\$28,999.96	\$0.00	\$1,100.00	\$0.00	\$0.00	\$0.00	\$0.00	\$0.00	\$0.00	\$0.00	\$0.00	\$0.00	\$0.00	\$1,100.00	\$27,899.96
2731 Artículos deportivos	\$28,999.96	\$0.00	\$1,100.00	\$0.00	\$0.00	\$0.00	\$0.00	\$0.00	\$0.00	\$0.00	\$0.00	\$0.00	\$0.00	\$1,100.00	\$27,899.96
2900 HERRAMIENTAS, REACCIONES Y ACCE	\$14,071.80	\$1,474.00	\$8,732.05	\$3,195.50	\$0.00	\$0.00	\$0.00	\$0.00	\$0.00	\$0.00	\$0.00	\$0.00	\$0.00	\$13,395.55	\$682.25





**MUNICIPIO DE MINERAL DEL MONTE
HIDALGO**


Analfítico Mensual de Egresos Pagados por Fuente de Financiamiento al 31/mar./2024

(Cuentas con Movimientos)

Ucr: Contabilidad
Rep: rpt-analitico/Presupuesto-Egresos_FF

Fecha y hora de impresión: 09/abr/2024 12:22 p. m.

Objeto del Gasto	Presupuesto Vigente	Ene												Total	Diferencia (Vigente - Total)	
		Feb	Mar	Abr	May	Jun	Jul	Ago	Sep	Oct	Nov	Dic				
Herramientas menores	\$3,287.00	\$0.00	\$2,905.00	\$0.00	\$0.00	\$0.00	\$0.00	\$0.00	\$0.00	\$0.00	\$0.00	\$0.00	\$0.00	\$0.00	\$5,665.00	\$23,622.00
Herramientas mayores	\$34,287.00	\$0.00	\$2,905.00	\$0.00	\$0.00	\$0.00	\$0.00	\$0.00	\$0.00	\$0.00	\$0.00	\$0.00	\$0.00	\$0.00	\$5,665.00	\$28,622.00
Refacciones y accesorios menores de mot	\$9,999.96	\$0.00	\$0.00	\$0.00	\$0.00	\$0.00	\$0.00	\$0.00	\$0.00	\$0.00	\$0.00	\$0.00	\$0.00	\$0.00	\$0.00	\$9,999.96
Refacciones y accesorios menores de mot	\$9,999.96	\$0.00	\$0.00	\$0.00	\$0.00	\$0.00	\$0.00	\$0.00	\$0.00	\$0.00	\$0.00	\$0.00	\$0.00	\$0.00	\$0.00	\$9,999.96
Refacciones y accesorios menores de equi	\$5,000.04	\$0.00	\$0.00	\$0.00	\$0.00	\$0.00	\$0.00	\$0.00	\$0.00	\$0.00	\$0.00	\$0.00	\$0.00	\$0.00	\$0.00	\$5,000.04
Refacciones y accesorios menores de equi	\$5,000.04	\$0.00	\$0.00	\$0.00	\$0.00	\$0.00	\$0.00	\$0.00	\$0.00	\$0.00	\$0.00	\$0.00	\$0.00	\$0.00	\$0.00	\$5,000.04
Refacciones y accesorios menores de equi	\$264,764.60	\$1,474.00	\$5,827.05	\$429.50	\$0.00	\$0.00	\$0.00	\$0.00	\$0.00	\$0.00	\$0.00	\$0.00	\$0.00	\$0.00	\$7,730.55	\$257,054.25
Refacciones y accesorios menores de equi	\$264,764.60	\$1,474.00	\$5,827.05	\$429.50	\$0.00	\$0.00	\$0.00	\$0.00	\$0.00	\$0.00	\$0.00	\$0.00	\$0.00	\$0.00	\$7,730.55	\$257,054.25
SERVICIOS GENERALES	\$6,926,351.62	\$544,852.80	\$73,181.29	\$771,315.05	\$0.00	\$0.00	\$0.00	\$0.00	\$0.00	\$0.00	\$0.00	\$0.00	\$0.00	\$0.00	\$2,048,328.24	\$4,877,022.29
SERVICIOS BASICOS	\$43,283.80	\$19,828.47	\$39,987.81	\$14,591.05	\$0.00	\$0.00	\$0.00	\$0.00	\$0.00	\$0.00	\$0.00	\$0.00	\$0.00	\$0.00	\$124,086.33	\$718,193.47
Energía eléctrica	\$697,074.13	\$15,745.78	\$77,167.21	\$3,107.03	\$0.00	\$0.00	\$0.00	\$0.00	\$0.00	\$0.00	\$0.00	\$0.00	\$0.00	\$0.00	\$96,020.02	\$801,054.11
Energía eléctrica	\$697,074.13	\$15,745.78	\$77,167.21	\$3,107.03	\$0.00	\$0.00	\$0.00	\$0.00	\$0.00	\$0.00	\$0.00	\$0.00	\$0.00	\$0.00	\$96,020.02	\$801,054.11
Gas	\$37,648.50	\$505.09	\$3,127.29	\$1,903.85	\$0.00	\$0.00	\$0.00	\$0.00	\$0.00	\$0.00	\$0.00	\$0.00	\$0.00	\$0.00	\$5,535.23	\$32,113.27
Gas	\$37,648.50	\$505.09	\$3,127.29	\$1,903.85	\$0.00	\$0.00	\$0.00	\$0.00	\$0.00	\$0.00	\$0.00	\$0.00	\$0.00	\$0.00	\$5,535.23	\$32,113.27
Agua	\$45,112.31	\$0.00	\$4,590.31	\$4,556.17	\$0.00	\$0.00	\$0.00	\$0.00	\$0.00	\$0.00	\$0.00	\$0.00	\$0.00	\$0.00	\$9,106.48	\$35,975.83
Agua	\$45,112.31	\$0.00	\$4,590.31	\$4,556.17	\$0.00	\$0.00	\$0.00	\$0.00	\$0.00	\$0.00	\$0.00	\$0.00	\$0.00	\$0.00	\$9,106.48	\$35,975.83
Telefonia tradicional	\$59,506.00	\$0.00	\$4,593.00	\$5,024.00	\$0.00	\$0.00	\$0.00	\$0.00	\$0.00	\$0.00	\$0.00	\$0.00	\$0.00	\$0.00	\$10,017.00	\$49,489.00
Telefonia tradicional	\$59,506.00	\$0.00	\$4,593.00	\$5,024.00	\$0.00	\$0.00	\$0.00	\$0.00	\$0.00	\$0.00	\$0.00	\$0.00	\$0.00	\$0.00	\$10,017.00	\$49,489.00
Servicios de acceso de internet, redes y pr	\$3,375.60	\$3,375.60	\$0.00	\$0.00	\$0.00	\$0.00	\$0.00	\$0.00	\$0.00	\$0.00	\$0.00	\$0.00	\$0.00	\$0.00	\$3,375.60	\$0.00
Servicios de acceso de internet, redes y pr	\$3,375.60	\$3,375.60	\$0.00	\$0.00	\$0.00	\$0.00	\$0.00	\$0.00	\$0.00	\$0.00	\$0.00	\$0.00	\$0.00	\$0.00	\$3,375.60	\$0.00
Servicios postales y telegraficos	\$569.26	\$0.00	\$0.00	\$0.00	\$0.00	\$0.00	\$0.00	\$0.00	\$0.00	\$0.00	\$0.00	\$0.00	\$0.00	\$0.00	\$0.00	\$569.26
Servicios postales y telegraficos	\$569.26	\$0.00	\$0.00	\$0.00	\$0.00	\$0.00	\$0.00	\$0.00	\$0.00	\$0.00	\$0.00	\$0.00	\$0.00	\$0.00	\$0.00	\$569.26
SERVICIOS DE ARRENDAMIENTO	\$89,232.72	\$3,828.00	\$189,005.96	\$14,034.49	\$0.00	\$0.00	\$0.00	\$0.00	\$0.00	\$0.00	\$0.00	\$0.00	\$0.00	\$0.00	\$207,481.36	\$751,771.35
Arrendamiento de mobiliario y equipo de ar	\$25,862.68	\$0.00	\$0.00	\$0.00	\$0.00	\$0.00	\$0.00	\$0.00	\$0.00	\$0.00	\$0.00	\$0.00	\$0.00	\$0.00	\$0.00	\$25,862.68
Arrendamiento de mobiliario y equipo de ar	\$25,862.68	\$0.00	\$0.00	\$0.00	\$0.00	\$0.00	\$0.00	\$0.00	\$0.00	\$0.00	\$0.00	\$0.00	\$0.00	\$0.00	\$0.00	\$25,862.68
Arrendamiento de equipo de transporte	\$354,312.00	\$0.00	\$15,312.00	\$0.00	\$0.00	\$0.00	\$0.00	\$0.00	\$0.00	\$0.00	\$0.00	\$0.00	\$0.00	\$0.00	\$16,312.00	\$339,000.00
Arrendamiento de equipo de transporte	\$354,312.00	\$0.00	\$15,312.00	\$0.00	\$0.00	\$0.00	\$0.00	\$0.00	\$0.00	\$0.00	\$0.00	\$0.00	\$0.00	\$0.00	\$16,312.00	\$339,000.00
Arrendamiento de maquinaria, otros equipt	\$317,330.40	\$0.00	\$0.00	\$10,440.00	\$0.00	\$0.00	\$0.00	\$0.00	\$0.00	\$0.00	\$0.00	\$0.00	\$0.00	\$0.00	\$10,440.00	\$306,890.40
Arrendamiento de maquinaria, otros equipt	\$317,330.40	\$0.00	\$0.00	\$10,440.00	\$0.00	\$0.00	\$0.00	\$0.00	\$0.00	\$0.00	\$0.00	\$0.00	\$0.00	\$0.00	\$10,440.00	\$306,890.40
Arrendamiento de activos intangibles	\$30,000.00	\$0.00	\$13,752.96	\$0.00	\$0.00	\$0.00	\$0.00	\$0.00	\$0.00	\$0.00	\$0.00	\$0.00	\$0.00	\$0.00	\$13,752.96	\$16,247.04
Arrendamiento de activos intangibles	\$30,000.00	\$0.00	\$13,752.96	\$0.00	\$0.00	\$0.00	\$0.00	\$0.00	\$0.00	\$0.00	\$0.00	\$0.00	\$0.00	\$0.00	\$13,752.96	\$16,247.04
Otros arrendamientos	\$231,737.64	\$3,828.00	\$160,544.00	\$3,584.40	\$0.00	\$0.00	\$0.00	\$0.00	\$0.00	\$0.00	\$0.00	\$0.00	\$0.00	\$0.00	\$187,956.40	\$63,781.24
Otros arrendamientos	\$231,737.64	\$3,828.00	\$160,544.00	\$3,584.40	\$0.00	\$0.00	\$0.00	\$0.00	\$0.00	\$0.00	\$0.00	\$0.00	\$0.00	\$0.00	\$187,956.40	\$63,781.24
SERVICIOS PROFESIONALES, CIENTIFIC	\$612,351.98	\$11,412.00	\$70,552.00	\$101,388.00	\$0.00	\$0.00	\$0.00	\$0.00	\$0.00	\$0.00	\$0.00	\$0.00	\$0.00	\$0.00	\$183,322.00	\$429,029.98
Servicios legales, de contabilidad, auditoria	\$217,479.96	\$0.00	\$60,552.00	\$60,736.00	\$0.00	\$0.00	\$0.00	\$0.00	\$0.00	\$0.00	\$0.00	\$0.00	\$0.00	\$0.00	\$121,288.00	\$76,191.96
Servicios legales, de contabilidad, auditoria	\$217,479.96	\$0.00	\$60,552.00	\$60,736.00	\$0.00	\$0.00	\$0.00	\$0.00	\$0.00	\$0.00	\$0.00	\$0.00	\$0.00	\$0.00	\$121,288.00	\$76,191.96
Servicios de diseño, arquitectura, ingenieria	\$18,251.76	\$0.00	\$0.00	\$0.00	\$0.00	\$0.00	\$0.00	\$0.00	\$0.00	\$0.00	\$0.00	\$0.00	\$0.00	\$0.00	\$0.00	\$18,251.76
Servicios de diseño, arquitectura, ingenieria	\$18,251.76	\$0.00	\$0.00	\$0.00	\$0.00	\$0.00	\$0.00	\$0.00	\$0.00	\$0.00	\$0.00	\$0.00	\$0.00	\$0.00	\$0.00	\$18,251.76
Servicios de consultoria administrativa, pro	\$1,500.00	\$0.00	\$0.00	\$1,160.00	\$0.00	\$0.00	\$0.00	\$0.00	\$0.00	\$0.00	\$0.00	\$0.00	\$0.00	\$0.00	\$1,160.00	\$340.00
Servicios de consultoria administrativa, pro	\$1,500.00	\$0.00	\$0.00	\$1,160.00	\$0.00	\$0.00	\$0.00	\$0.00	\$0.00	\$0.00	\$0.00	\$0.00	\$0.00	\$0.00	\$1,160.00	\$340.00
Servicios de consultoria administrativa, pro	\$1,500.00	\$0.00	\$0.00	\$1,160.00	\$0.00	\$0.00	\$0.00	\$0.00	\$0.00	\$0.00	\$0.00	\$0.00	\$0.00	\$0.00	\$1,160.00	\$340.00





**MUNICIPIO DE MINERAL DEL MONTE
HIDALGO**


Analitico Mensual de Egresos Pagados por Fuente de Financiamiento al 31/mar./2024

(Cuentas con Movimientos)
(Cifras en pesos y centavos)

Fecha y hora de Impresión 09/abr/2024 12:22 p. m.

Upr: Contabilidad
Rep: rptAnaliticoPresupuestoEgresos_FF

Objeto del Gasto	Presupuesto Vigente	Ene	Feb	Mar	Abr	May	Jun	Jul	Ago	Sep	Oct	Nov	Dic	Total	Diferencia (Vigente - Total)
3340 Servicios de capacitación	\$206,496.86	\$0.00	\$0.00	\$0.00	\$0.00	\$0.00	\$0.00	\$0.00	\$0.00	\$0.00	\$0.00	\$0.00	\$0.00	\$0.00	\$206,496.86
3341 Servicios de capacitación	\$206,496.86	\$0.00	\$0.00	\$0.00	\$0.00	\$0.00	\$0.00	\$0.00	\$0.00	\$0.00	\$0.00	\$0.00	\$0.00	\$0.00	\$206,496.86
3350 Servicios de apoyo administrativo, traducti	\$38,983.44	\$11,412.00	\$0.00	\$9,462.00	\$0.00	\$0.00	\$0.00	\$0.00	\$0.00	\$0.00	\$0.00	\$0.00	\$0.00	\$20,874.00	\$18,109.44
3351 Servicios de apoyo administrativo, fotocop	\$38,983.44	\$11,412.00	\$0.00	\$9,462.00	\$0.00	\$0.00	\$0.00	\$0.00	\$0.00	\$0.00	\$0.00	\$0.00	\$0.00	\$20,874.00	\$18,109.44
3359 Servicios profesionales, científicas y técni	\$128,836.84	\$0.00	\$10,000.00	\$0.00	\$0.00	\$0.00	\$0.00	\$0.00	\$0.00	\$0.00	\$0.00	\$0.00	\$0.00	\$20,000.00	\$109,836.84
3361 Servicios profesionales, científicas y técni	\$128,836.84	\$0.00	\$10,000.00	\$0.00	\$0.00	\$0.00	\$0.00	\$0.00	\$0.00	\$0.00	\$0.00	\$0.00	\$0.00	\$20,000.00	\$109,836.84
3400 SERVICIOS FINANCIEROS, BANCARIOS Y	\$87,771.72	\$9,581.02	\$2,868.38	\$2,651.16	\$0.00	\$0.00	\$0.00	\$0.00	\$0.00	\$0.00	\$0.00	\$0.00	\$0.00	\$15,197.98	\$72,574.16
3410 Servicios financieros y bancarios	\$87,771.72	\$9,581.02	\$2,868.38	\$2,651.16	\$0.00	\$0.00	\$0.00	\$0.00	\$0.00	\$0.00	\$0.00	\$0.00	\$0.00	\$15,197.98	\$72,574.16
3411 Comisiones Bancarias	\$27,771.72	\$3,981.02	\$2,955.38	\$2,651.16	\$0.00	\$0.00	\$0.00	\$0.00	\$0.00	\$0.00	\$0.00	\$0.00	\$0.00	\$15,197.98	\$12,574.16
3412 Avalúo de bienes muebles	\$50,000.00	\$0.00	\$0.00	\$0.00	\$0.00	\$0.00	\$0.00	\$0.00	\$0.00	\$0.00	\$0.00	\$0.00	\$0.00	\$0.00	\$50,000.00
3600 SERVICIOS DE INSTALACIÓN, REPARAC	\$1,148,185.12	\$18,212.90	\$174,577.61	\$408,461.15	\$0.00	\$0.00	\$0.00	\$0.00	\$0.00	\$0.00	\$0.00	\$0.00	\$0.00	\$603,270.76	\$544,914.36
3510 Conservación y mantenimiento menor de ir	\$559,578.84	\$6,148.00	\$16,820.00	\$185,647.59	\$0.00	\$0.00	\$0.00	\$0.00	\$0.00	\$0.00	\$0.00	\$0.00	\$0.00	\$208,615.59	\$349,963.25
3511 Conservación y mantenimiento menor de ir	\$559,578.84	\$6,148.00	\$16,820.00	\$185,647.59	\$0.00	\$0.00	\$0.00	\$0.00	\$0.00	\$0.00	\$0.00	\$0.00	\$0.00	\$208,615.59	\$349,963.25
3520 Instalación, reparación y mantenimiento de	\$5,488.84	\$0.00	\$3,665.60	\$0.00	\$0.00	\$0.00	\$0.00	\$0.00	\$0.00	\$0.00	\$0.00	\$0.00	\$0.00	\$2,823.24	\$2,665.60
3521 Instalación, reparación y mantenimiento de	\$5,488.84	\$0.00	\$3,665.60	\$0.00	\$0.00	\$0.00	\$0.00	\$0.00	\$0.00	\$0.00	\$0.00	\$0.00	\$0.00	\$2,823.24	\$2,665.60
3530 Instalación, reparación y mantenimiento de	\$6,989.96	\$0.00	\$0.00	\$1,798.00	\$0.00	\$0.00	\$0.00	\$0.00	\$0.00	\$0.00	\$0.00	\$0.00	\$0.00	\$1,798.00	\$5,191.96
3531 Instalación, reparación y mantenimiento de	\$6,989.96	\$0.00	\$0.00	\$1,798.00	\$0.00	\$0.00	\$0.00	\$0.00	\$0.00	\$0.00	\$0.00	\$0.00	\$0.00	\$1,798.00	\$5,191.96
3550 Reparación y mantenimiento de equipo de	\$475,106.88	\$12,064.00	\$14,596.01	\$46,409.86	\$0.00	\$0.00	\$0.00	\$0.00	\$0.00	\$0.00	\$0.00	\$0.00	\$0.00	\$73,069.87	\$402,036.91
3551 Reparación y mantenimiento de equipo de	\$475,106.88	\$12,064.00	\$14,596.01	\$46,409.86	\$0.00	\$0.00	\$0.00	\$0.00	\$0.00	\$0.00	\$0.00	\$0.00	\$0.00	\$73,069.87	\$402,036.91
3570 Instalación, reparación y mantenimiento de	\$15,414.00	\$0.00	\$0.00	\$0.00	\$0.00	\$0.00	\$0.00	\$0.00	\$0.00	\$0.00	\$0.00	\$0.00	\$0.00	\$0.00	\$15,414.00
3571 Instalación, reparación y mantenimiento de	\$15,414.00	\$0.00	\$0.00	\$0.00	\$0.00	\$0.00	\$0.00	\$0.00	\$0.00	\$0.00	\$0.00	\$0.00	\$0.00	\$0.00	\$15,414.00
3580 Servicios de limpieza y manejo de desech	\$201,625.66	\$0.00	\$142,466.00	\$174,825.60	\$0.00	\$0.00	\$0.00	\$0.00	\$0.00	\$0.00	\$0.00	\$0.00	\$0.00	\$317,291.60	\$116,665.94
3581 Servicios de limpieza y manejo de desech	\$201,625.66	\$0.00	\$142,466.00	\$174,825.60	\$0.00	\$0.00	\$0.00	\$0.00	\$0.00	\$0.00	\$0.00	\$0.00	\$0.00	\$317,291.60	\$116,665.94
3582 Servicios de jardinería y fumigación	\$5,000.04	\$0.00	\$0.00	\$0.00	\$0.00	\$0.00	\$0.00	\$0.00	\$0.00	\$0.00	\$0.00	\$0.00	\$0.00	\$0.00	\$5,000.04
3583 Servicios de jardinería y fumigación	\$5,000.04	\$0.00	\$0.00	\$0.00	\$0.00	\$0.00	\$0.00	\$0.00	\$0.00	\$0.00	\$0.00	\$0.00	\$0.00	\$0.00	\$5,000.04
3600 SERVICIOS DE COMUNICACIÓN SOCIAL	\$160,816.98	\$2,784.00	\$14,577.00	\$5,108.32	\$0.00	\$0.00	\$0.00	\$0.00	\$0.00	\$0.00	\$0.00	\$0.00	\$0.00	\$19,867.32	\$140,949.66
3610 Difusión por radio, televisión y otros medio	\$150,816.98	\$2,784.00	\$14,577.00	\$5,108.32	\$0.00	\$0.00	\$0.00	\$0.00	\$0.00	\$0.00	\$0.00	\$0.00	\$0.00	\$19,867.32	\$130,949.64
3611 Difusión por radio, televisión y otros medio	\$150,816.98	\$2,784.00	\$14,577.00	\$5,108.32	\$0.00	\$0.00	\$0.00	\$0.00	\$0.00	\$0.00	\$0.00	\$0.00	\$0.00	\$19,867.32	\$130,949.64
3700 SERVICIOS DE TRASLADOS Y VIÁTICOS	\$66,961.80	\$1,837.49	\$0.00	\$0.00	\$0.00	\$0.00	\$0.00	\$0.00	\$0.00	\$0.00	\$0.00	\$0.00	\$0.00	\$1,837.49	\$65,124.31
3710 Pasajes aéreos	\$19,250.00	\$0.00	\$0.00	\$0.00	\$0.00	\$0.00	\$0.00	\$0.00	\$0.00	\$0.00	\$0.00	\$0.00	\$0.00	\$0.00	\$19,250.00
3711 Pasajes aéreos	\$19,250.00	\$0.00	\$0.00	\$0.00	\$0.00	\$0.00	\$0.00	\$0.00	\$0.00	\$0.00	\$0.00	\$0.00	\$0.00	\$0.00	\$19,250.00
3720 Pasajes terrestres	\$150.00	\$0.00	\$0.00	\$0.00	\$0.00	\$0.00	\$0.00	\$0.00	\$0.00	\$0.00	\$0.00	\$0.00	\$0.00	\$0.00	\$150.00
3721 Pasajes terrestres	\$150.00	\$0.00	\$0.00	\$0.00	\$0.00	\$0.00	\$0.00	\$0.00	\$0.00	\$0.00	\$0.00	\$0.00	\$0.00	\$0.00	\$150.00
3750 Viáticos en el país	\$47,551.80	\$1,837.49	\$0.00	\$0.00	\$0.00	\$0.00	\$0.00	\$0.00	\$0.00	\$0.00	\$0.00	\$0.00	\$0.00	\$1,837.49	\$45,714.31
3751 Viáticos en el país	\$47,551.80	\$1,837.49	\$0.00	\$0.00	\$0.00	\$0.00	\$0.00	\$0.00	\$0.00	\$0.00	\$0.00	\$0.00	\$0.00	\$1,837.49	\$45,714.31
3800 SERVICIOS OFICIALES	\$2,556,099.48	\$477,350.50	\$160,716.54	\$133,795.99	\$0.00	\$0.00	\$0.00	\$0.00	\$0.00	\$0.00	\$0.00	\$0.00	\$0.00	\$791,863.03	\$1,764,236.45
3820 Gastos de orden social y cultural	\$2,556,099.48	\$477,350.50	\$160,716.54	\$133,795.99	\$0.00	\$0.00	\$0.00	\$0.00	\$0.00	\$0.00	\$0.00	\$0.00	\$0.00	\$791,863.03	\$1,764,236.45
3821 Gastos de orden social y cultural	\$2,556,099.48	\$477,350.50	\$160,716.54	\$133,795.99	\$0.00	\$0.00	\$0.00	\$0.00	\$0.00	\$0.00	\$0.00	\$0.00	\$0.00	\$791,863.03	\$1,764,236.45
3800 OTROS SERVICIOS GENERALES	\$381,637.86	\$221.42	\$10,895.89	\$51,368.98	\$0.00	\$0.00	\$0.00	\$0.00	\$0.00	\$0.00	\$0.00	\$0.00	\$0.00	\$102,484.38	\$279,153.57
3910 Servicios funerarios y de cementerios	\$50,000.04	\$0.00	\$0.00	\$0.00	\$0.00	\$0.00	\$0.00	\$0.00	\$0.00	\$0.00	\$0.00	\$0.00	\$0.00	\$0.00	\$50,000.04





**MUNICIPIO DE MINERAL DEL MONTE
HIDALGO**

**Analitico Mensual de Egresos Pagados por Fuente de Financiamiento al 31/mar./2024
(Cuentas con Movimientos)**

Fecha y hora de Impresión 06/abr./2024 12:22 p. m.

Utr: Conciab/lead
Rep: rptAnaliticoPresupuestoEgresos_FF

Objeto del Gasto	Presupuesto Vigente	Ene	Feb	Mar	Abr	May	Jun	Jul	Ago	Sep	Oct	Nov	Dic	Total	Diferencia (Vigente - Total)
3911 Servicios funerarios y de cementerios	\$50,000.04	\$0.00	\$0.00	\$0.00	\$0.00	\$0.00	\$0.00	\$0.00	\$0.00	\$0.00	\$0.00	\$0.00	\$0.00	\$0.00	\$50,000.04
3920 Impuestos y derechos	\$305,137.96	\$221.42	\$7,617.99	\$89,497.98	\$0.00	\$0.00	\$0.00	\$0.00	\$0.00	\$0.00	\$0.00	\$0.00	\$0.00	\$97,137.99	\$207,999.97
3921 Impuestos y derechos	\$305,137.96	\$221.42	\$7,617.99	\$89,497.98	\$0.00	\$0.00	\$0.00	\$0.00	\$0.00	\$0.00	\$0.00	\$0.00	\$0.00	\$97,137.99	\$207,999.97
3940 Sentencias y resoluciones por autoridad co	\$1,500.00	\$0.00	\$1,443.00	\$0.00	\$0.00	\$0.00	\$0.00	\$0.00	\$0.00	\$0.00	\$0.00	\$0.00	\$0.00	\$1,443.00	\$57.00
3941 Sentencias y resoluciones por autoridad za	\$1,500.00	\$0.00	\$1,443.00	\$0.00	\$0.00	\$0.00	\$0.00	\$0.00	\$0.00	\$0.00	\$0.00	\$0.00	\$0.00	\$1,443.00	\$57.00
3980 Impuesto sobre nóminas y otros que se de	\$24,999.98	\$0.00	\$1,635.00	\$1,809.06	\$0.00	\$0.00	\$0.00	\$0.00	\$0.00	\$0.00	\$0.00	\$0.00	\$0.00	\$3,644.00	\$21,355.98
3981 Impuesto sobre nóminas y otros que se de	\$24,999.98	\$0.00	\$1,635.00	\$1,809.06	\$0.00	\$0.00	\$0.00	\$0.00	\$0.00	\$0.00	\$0.00	\$0.00	\$0.00	\$3,644.00	\$21,355.98
4000 TRANSFERENCIAS, ASIGNACIONES	\$1,395,000.00	\$39,864.00	\$43,902.00	\$57,524.38	\$0.00	\$0.00	\$0.00	\$0.00	\$0.00	\$0.00	\$0.00	\$0.00	\$0.00	\$143,390.38	\$1,251,609.62
4400 AYUDAS SOCIALES	\$1,395,000.00	\$39,864.00	\$43,902.00	\$57,524.38	\$0.00	\$0.00	\$0.00	\$0.00	\$0.00	\$0.00	\$0.00	\$0.00	\$0.00	\$143,390.38	\$1,251,609.62
4410 Ayudas sociales a personas	\$1,390,000.00	\$39,864.00	\$40,802.00	\$39,522.38	\$0.00	\$0.00	\$0.00	\$0.00	\$0.00	\$0.00	\$0.00	\$0.00	\$0.00	\$119,288.38	\$1,180,711.62
4411 Ayudas sociales a personas	\$1,390,000.00	\$39,864.00	\$40,802.00	\$39,522.38	\$0.00	\$0.00	\$0.00	\$0.00	\$0.00	\$0.00	\$0.00	\$0.00	\$0.00	\$119,288.38	\$1,180,711.62
4490 Ayudas sociales a instituciones de enseñar	\$95,000.00	\$0.00	\$5,000.00	\$19,101.98	\$0.00	\$0.00	\$0.00	\$0.00	\$0.00	\$0.00	\$0.00	\$0.00	\$0.00	\$24,101.98	\$70,898.02
4491 Ayudas sociales a instituciones de enseñar	\$95,000.00	\$0.00	\$5,000.00	\$19,101.98	\$0.00	\$0.00	\$0.00	\$0.00	\$0.00	\$0.00	\$0.00	\$0.00	\$0.00	\$24,101.98	\$70,898.02
5000 BIENES MUEBLES, INMUEBLES E II	\$27,024.36	\$0.00	\$0.00	\$0.00	\$0.00	\$0.00	\$0.00	\$0.00	\$0.00	\$0.00	\$0.00	\$0.00	\$0.00	\$0.00	\$27,024.36
5100 MOBILIARIO Y EQUIPO DE ADMINISTRAC	\$27,024.36	\$0.00	\$0.00	\$0.00	\$0.00	\$0.00	\$0.00	\$0.00	\$0.00	\$0.00	\$0.00	\$0.00	\$0.00	\$0.00	\$27,024.36
5150 Equipo de cómputo y de tecnologías de la i	\$27,024.36	\$0.00	\$0.00	\$0.00	\$0.00	\$0.00	\$0.00	\$0.00	\$0.00	\$0.00	\$0.00	\$0.00	\$0.00	\$0.00	\$27,024.36
5151 Equipo de cómputo y de tecnología de la ir	\$27,024.36	\$0.00	\$0.00	\$0.00	\$0.00	\$0.00	\$0.00	\$0.00	\$0.00	\$0.00	\$0.00	\$0.00	\$0.00	\$0.00	\$27,024.36
Recursos Fiscales	\$19,582,733.18	\$745,542.89	\$1,126,237.41	\$1,090,765.14	\$0.00	\$0.00	\$0.00	\$0.00	\$0.00	\$0.00	\$0.00	\$0.00	\$0.00	\$2,962,545.44	\$16,620,187.74

1102 Recursos Fiscales Remanentes ejercicio anterior

3000 SERVICIOS GENERALES	\$110,380.52	\$0.00	\$0.00	\$0.00	\$0.00	\$0.00	\$0.00	\$0.00	\$0.00	\$0.00	\$0.00	\$0.00	\$0.00	\$0.00	\$110,380.52
3800 SERVICIOS OFICIALES	\$110,380.52	\$0.00	\$0.00	\$0.00	\$0.00	\$0.00	\$0.00	\$0.00	\$0.00	\$0.00	\$0.00	\$0.00	\$0.00	\$0.00	\$110,380.52
3820 Gastos de orden social y cultural	\$110,380.52	\$0.00	\$0.00	\$0.00	\$0.00	\$0.00	\$0.00	\$0.00	\$0.00	\$0.00	\$0.00	\$0.00	\$0.00	\$0.00	\$110,380.52
3821 Gastos de orden social y cultura	\$110,380.52	\$0.00	\$0.00	\$0.00	\$0.00	\$0.00	\$0.00	\$0.00	\$0.00	\$0.00	\$0.00	\$0.00	\$0.00	\$0.00	\$110,380.52
6000 BIENES MUEBLES, INMUEBLES E II	\$39,104.08	\$0.00	\$0.00	\$0.00	\$0.00	\$0.00	\$0.00	\$0.00	\$0.00	\$0.00	\$0.00	\$0.00	\$0.00	\$0.00	\$39,104.08
6800 MAQUINARIA, OTROS EQUIPOS Y HERRA	\$39,104.08	\$0.00	\$0.00	\$0.00	\$0.00	\$0.00	\$0.00	\$0.00	\$0.00	\$0.00	\$0.00	\$0.00	\$0.00	\$0.00	\$39,104.08
6870 Herramientas y máquinas-herramienta	\$39,104.08	\$0.00	\$0.00	\$0.00	\$0.00	\$0.00	\$0.00	\$0.00	\$0.00	\$0.00	\$0.00	\$0.00	\$0.00	\$0.00	\$39,104.08
6871 Herramientas y máquinas-herramienta	\$39,104.08	\$0.00	\$0.00	\$0.00	\$0.00	\$0.00	\$0.00	\$0.00	\$0.00	\$0.00	\$0.00	\$0.00	\$0.00	\$0.00	\$39,104.08
Recursos Fiscales Remanentes ejercicio	\$149,484.60	\$0.00	\$0.00	\$0.00	\$0.00	\$0.00	\$0.00	\$0.00	\$0.00	\$0.00	\$0.00	\$0.00	\$0.00	\$0.00	\$149,484.60

1103 Recursos Fiscales (Remante)

3000 SERVICIOS GENERALES	\$276,520.30	\$256,940.00	\$0.00	\$0.00	\$0.00	\$0.00	\$0.00	\$0.00	\$0.00	\$0.00	\$0.00	\$0.00	\$0.00	\$256,940.00	\$19,580.30
3800 SERVICIOS OFICIALES	\$276,520.30	\$256,940.00	\$0.00	\$0.00	\$0.00	\$0.00	\$0.00	\$0.00	\$0.00	\$0.00	\$0.00	\$0.00	\$0.00	\$256,940.00	\$19,580.30
3820 Gastos de orden social y cultural	\$276,520.30	\$256,940.00	\$0.00	\$0.00	\$0.00	\$0.00	\$0.00	\$0.00	\$0.00	\$0.00	\$0.00	\$0.00	\$0.00	\$256,940.00	\$19,580.30
3821 Gastos de orden social y cultural	\$276,520.30	\$256,940.00	\$0.00	\$0.00	\$0.00	\$0.00	\$0.00	\$0.00	\$0.00	\$0.00	\$0.00	\$0.00	\$0.00	\$256,940.00	\$19,580.30
Recursos Fiscales (Remante)	\$276,520.30	\$256,940.00	\$0.00	\$0.00	\$0.00	\$0.00	\$0.00	\$0.00	\$0.00	\$0.00	\$0.00	\$0.00	\$0.00	\$256,940.00	\$19,580.30




**MUNICIPIO DE MINERAL DEL MONTE
HIDALGO**

Analitico Mensual de Egresos Pagados por Fuente de Financiamiento al 31/mar./2024

Fecha y hora de Impresión 08/abr./2024 12:22 p. m.

U.Sr. Contabilidad
Rep: rptAnaliticoPresupuestoEgresos_FF

Objeto del Gasto	Presupuesto Vigente	Ene	Feb	Mar	Abr	May	Jun	Jul	Ago	Sep	Oct	Nov	Dic	Total	Diferencia (Vigente - Total)
1501 Fondo General de Participaciones (FOGEPA)															
1000 SERVICIOS PERSONALES	\$29,979,720.00	\$1,298,499.03	\$1,259,486.86	\$1,269,572.12	\$0.00	\$0.00	\$0.00	\$0.00	\$0.00	\$0.00	\$0.00	\$0.00	\$0.00	\$3,842,538.70	\$11,037,183.90
1100 REMUNERACIONES AL PERSONAL DE C	\$14,228,609.59	\$1,048,001.33	\$1,059,833.28	\$1,060,437.18	\$0.00	\$0.00	\$0.00	\$0.00	\$0.00	\$0.00	\$0.00	\$0.00	\$0.00	\$3,168,271.79	\$11,060,387.77
1130 Sueldos base al personal permanente	\$14,228,609.59	\$1,048,001.33	\$1,059,833.28	\$1,060,437.18	\$0.00	\$0.00	\$0.00	\$0.00	\$0.00	\$0.00	\$0.00	\$0.00	\$0.00	\$3,168,271.79	\$11,060,387.77
1131 Sueldos base al personal permanente	\$6,773,641.00	\$269,037.70	\$168,978.27	\$163,194.84	\$0.00	\$0.00	\$0.00	\$0.00	\$0.00	\$0.00	\$0.00	\$0.00	\$0.00	\$603,208.81	\$4,170,432.99
1300 REMUNERACIONES ADICIONALES Y ESP	\$1,726,360.58	\$116,603.00	\$120,578.00	\$116,603.00	\$0.00	\$0.00	\$0.00	\$0.00	\$0.00	\$0.00	\$0.00	\$0.00	\$0.00	\$593,784.00	\$1,132,576.58
1311 Primes por años de servicios efectivos prei	\$1,726,360.58	\$116,603.00	\$120,578.00	\$116,603.00	\$0.00	\$0.00	\$0.00	\$0.00	\$0.00	\$0.00	\$0.00	\$0.00	\$0.00	\$593,784.00	\$1,132,576.58
1311 Primes por años de servicios efectivos prei	\$5,203,331.48	\$156,714.30	\$286,714.11	\$97,999.71	\$0.00	\$0.00	\$0.00	\$0.00	\$0.00	\$0.00	\$0.00	\$0.00	\$0.00	\$184,180.85	\$3,011,133.35
1320 Primes de vacaciones, dominical y gratifica	\$532,554.83	\$156,714.30	\$286,714.11	\$732.24	\$0.00	\$0.00	\$0.00	\$0.00	\$0.00	\$0.00	\$0.00	\$0.00	\$0.00	\$184,180.85	\$548,394.18
1321 Primes de vacaciones	\$532,554.83	\$156,714.30	\$286,714.11	\$732.24	\$0.00	\$0.00	\$0.00	\$0.00	\$0.00	\$0.00	\$0.00	\$0.00	\$0.00	\$184,180.85	\$548,394.18
1322 Gratificación fin de año	\$940,948.84	\$0.00	\$0.00	\$97,037.47	\$0.00	\$0.00	\$0.00	\$0.00	\$0.00	\$0.00	\$0.00	\$0.00	\$0.00	\$97,037.47	\$843,911.37
1330 Horas extraordinarias	\$940,948.84	\$9,720.40	\$19,584.18	\$27,822.23	\$0.00	\$0.00	\$0.00	\$0.00	\$0.00	\$0.00	\$0.00	\$0.00	\$0.00	\$57,226.79	\$793,722.05
1331 Horas extra/diurnas	\$940,948.84	\$9,720.40	\$19,584.18	\$27,822.23	\$0.00	\$0.00	\$0.00	\$0.00	\$0.00	\$0.00	\$0.00	\$0.00	\$0.00	\$57,226.79	\$793,722.05
1600 OTRAS PRESTACIONES SOCIALES Y EC	\$977,430.04	\$55,460.00	\$59,646.00	\$55,940.00	\$0.00	\$0.00	\$0.00	\$0.00	\$0.00	\$0.00	\$0.00	\$0.00	\$0.00	\$171,088.00	\$806,342.04
1540 Prestaciones contractuales	\$977,430.04	\$55,460.00	\$59,646.00	\$55,940.00	\$0.00	\$0.00	\$0.00	\$0.00	\$0.00	\$0.00	\$0.00	\$0.00	\$0.00	\$171,088.00	\$806,342.04
1541 Cantata básica	\$775,200.00	\$53,000.00	\$53,000.00	\$53,000.00	\$0.00	\$0.00	\$0.00	\$0.00	\$0.00	\$0.00	\$0.00	\$0.00	\$0.00	\$159,000.00	\$616,200.00
1542 Ayuda para útiles escolares	\$3,200.00	\$0.00	\$0.00	\$0.00	\$0.00	\$0.00	\$0.00	\$0.00	\$0.00	\$0.00	\$0.00	\$0.00	\$0.00	\$0.00	\$3,200.00
1543 Beca	\$31,620.00	\$2,480.00	\$2,480.00	\$2,480.00	\$0.00	\$0.00	\$0.00	\$0.00	\$0.00	\$0.00	\$0.00	\$0.00	\$0.00	\$7,440.00	\$24,180.00
1544 Gastos y servicios médicos	\$19,040.29	\$0.00	\$1,540.00	\$0.00	\$0.00	\$0.00	\$0.00	\$0.00	\$0.00	\$0.00	\$0.00	\$0.00	\$0.00	\$1,540.00	\$17,500.29
1545 Otras prestaciones contractuales	\$148,359.75	\$0.00	\$2,356.00	\$480.00	\$0.00	\$0.00	\$0.00	\$0.00	\$0.00	\$0.00	\$0.00	\$0.00	\$0.00	\$2,836.00	\$145,523.75
3000 SERVICIOS GENERALES	\$459,938.40	\$24,830.83	\$66,874.00	\$64,432.00	\$0.00	\$0.00	\$0.00	\$0.00	\$0.00	\$0.00	\$0.00	\$0.00	\$0.00	\$148,838.83	\$311,102.47
3300 SERVICIOS PROFESIONALES, CIENTIFIC	\$92,800.00	\$13,920.00	\$27,840.00	\$18,580.00	\$0.00	\$0.00	\$0.00	\$0.00	\$0.00	\$0.00	\$0.00	\$0.00	\$0.00	\$60,320.00	\$32,480.00
3310 Servicios legales, de contabilidad, auditoria	\$92,800.00	\$13,920.00	\$27,840.00	\$18,580.00	\$0.00	\$0.00	\$0.00	\$0.00	\$0.00	\$0.00	\$0.00	\$0.00	\$0.00	\$60,320.00	\$32,480.00
3311 Servicios legales, de contabilidad, auditoria	\$14,746.84	\$10,810.93	\$0.00	\$0.00	\$0.00	\$0.00	\$0.00	\$0.00	\$0.00	\$0.00	\$0.00	\$0.00	\$0.00	\$10,810.93	\$4,134.91
3400 SERVICIOS FINANCIEROS, BANCARIOS	\$14,745.84	\$10,810.93	\$0.00	\$0.00	\$0.00	\$0.00	\$0.00	\$0.00	\$0.00	\$0.00	\$0.00	\$0.00	\$0.00	\$10,810.93	\$4,134.91
3450 Seguro de bienes patrimoniales	\$14,745.84	\$10,810.93	\$0.00	\$0.00	\$0.00	\$0.00	\$0.00	\$0.00	\$0.00	\$0.00	\$0.00	\$0.00	\$0.00	\$10,810.93	\$4,134.91
3451 Seguro de bienes patrimoniales	\$14,745.84	\$10,810.93	\$0.00	\$0.00	\$0.00	\$0.00	\$0.00	\$0.00	\$0.00	\$0.00	\$0.00	\$0.00	\$0.00	\$10,810.93	\$4,134.91
3900 OTROS SERVICIOS GENERALES	\$352,392.56	\$0.00	\$38,834.00	\$36,852.00	\$0.00	\$0.00	\$0.00	\$0.00	\$0.00	\$0.00	\$0.00	\$0.00	\$0.00	\$74,706.00	\$277,687.56
3980 Impuesto sobre nóminas y otros que se de	\$352,392.56	\$0.00	\$38,834.00	\$36,852.00	\$0.00	\$0.00	\$0.00	\$0.00	\$0.00	\$0.00	\$0.00	\$0.00	\$0.00	\$74,706.00	\$277,687.56
3981 Impuesto sobre nóminas y otros que se de	\$352,392.56	\$0.00	\$38,834.00	\$36,852.00	\$0.00	\$0.00	\$0.00	\$0.00	\$0.00	\$0.00	\$0.00	\$0.00	\$0.00	\$74,706.00	\$277,687.56
4000 TRANSFERENCIAS, ASIGNACIONES	\$229,704.00	\$18,392.00	\$18,392.00	\$18,392.00	\$0.00	\$0.00	\$0.00	\$0.00	\$0.00	\$0.00	\$0.00	\$0.00	\$0.00	\$55,176.00	\$185,528.00
4400 AYUDAS SOCIALES	\$229,704.00	\$18,392.00	\$18,392.00	\$18,392.00	\$0.00	\$0.00	\$0.00	\$0.00	\$0.00	\$0.00	\$0.00	\$0.00	\$0.00	\$55,176.00	\$185,528.00
4450 Ayudas sociales e instituciones sin fines de	\$229,704.00	\$18,392.00	\$18,392.00	\$18,392.00	\$0.00	\$0.00	\$0.00	\$0.00	\$0.00	\$0.00	\$0.00	\$0.00	\$0.00	\$55,176.00	\$185,528.00
4451 Defensa del Menor	\$43,194.00	\$3,597.00	\$3,597.00	\$3,597.00	\$0.00	\$0.00	\$0.00	\$0.00	\$0.00	\$0.00	\$0.00	\$0.00	\$0.00	\$10,791.00	\$32,373.00
4452 Hospital del Niño	\$105,600.00	\$8,800.00	\$8,800.00	\$8,800.00	\$0.00	\$0.00	\$0.00	\$0.00	\$0.00	\$0.00	\$0.00	\$0.00	\$0.00	\$26,400.00	\$79,200.00
4453 Ayuda al CRIH	\$71,940.00	\$6,995.00	\$6,995.00	\$6,995.00	\$0.00	\$0.00	\$0.00	\$0.00	\$0.00	\$0.00	\$0.00	\$0.00	\$0.00	\$17,985.00	\$53,955.00
Fondo General de Participaciones (FC)	\$21,860,364.00	\$1,429,421.96	\$1,371,551.55	\$1,342,336.12	\$0.00	\$0.00	\$0.00	\$0.00	\$0.00	\$0.00	\$0.00	\$0.00	\$0.00	\$4,143,348.53	\$17,517,015.37





**MUNICIPIO DE MINERAL DEL MONTE
HIDALGO**

Análisis Mensual de Egresos Pagados por Fuente de Financiamiento al 31/mar./2024

Fecha y Hora de Impresión: 09/abr/2024 12:22 p. m.

Lugar: Contabilistas
Rep: rpt:AnalisisPresupuestoEgresos_FF

Objeto del Gasto	Presupuesto Vigente	Ene	Feb	Mar	Abr	May	Jun	Jul	Ago	Sep	Oct	Nov	Dic	Total	Diferencia (Vigente - Total)
1502 Fondo de Fomento Municipal (FOFOM)															
1000 SERVICIOS PERSONALES	\$4,681,384.08	\$384,983.79	\$387,220.42	\$462,679.68	\$0.00	\$0.00	\$0.00	\$0.00	\$0.00	\$0.00	\$0.00	\$0.00	\$0.00	\$1,094,733.79	\$4,586,650.29
REMINERACIONES AL PERSONAL DE C	\$4,586,728.12	\$384,177.30	\$381,270.97	\$457,854.83	\$0.00	\$0.00	\$0.00	\$0.00	\$0.00	\$0.00	\$0.00	\$0.00	\$0.00	\$1,085,313.12	\$4,501,415.00
1100 Dietas	\$3,918,000.00	\$301,500.00	\$301,500.00	\$301,500.00	\$0.00	\$0.00	\$0.00	\$0.00	\$0.00	\$0.00	\$0.00	\$0.00	\$0.00	\$904,500.00	\$3,013,500.00
1110 Sueldos base al personal permanente	\$3,618,000.00	\$301,500.00	\$301,500.00	\$301,500.00	\$0.00	\$0.00	\$0.00	\$0.00	\$0.00	\$0.00	\$0.00	\$0.00	\$0.00	\$904,500.00	\$2,713,500.00
1111 Sueldos base al personal permanente	\$987,725.12	\$82,677.30	\$59,770.97	\$55,364.85	\$0.00	\$0.00	\$0.00	\$0.00	\$0.00	\$0.00	\$0.00	\$0.00	\$0.00	\$178,813.12	\$808,912.00
1131 Sueldos base a servicios efectivos prei	\$397,725.12	\$82,677.30	\$59,770.97	\$55,364.85	\$0.00	\$0.00	\$0.00	\$0.00	\$0.00	\$0.00	\$0.00	\$0.00	\$0.00	\$178,813.12	\$218,912.00
1300 REMUNERACIONES ADICIONALES Y ESF	\$1,642,688.96	\$718.49	\$6,448.46	\$4,814.73	\$0.00	\$0.00	\$0.00	\$0.00	\$0.00	\$0.00	\$0.00	\$0.00	\$0.00	\$11,480.67	\$1,631,208.29
1310 Primes por años de servicios efectivos prei	\$30,000.00	\$0.00	\$0.00	\$0.00	\$0.00	\$0.00	\$0.00	\$0.00	\$0.00	\$0.00	\$0.00	\$0.00	\$0.00	\$0.00	\$30,000.00
1311 Primes por años de servicios efectivos prei	\$30,000.00	\$0.00	\$0.00	\$0.00	\$0.00	\$0.00	\$0.00	\$0.00	\$0.00	\$0.00	\$0.00	\$0.00	\$0.00	\$0.00	\$30,000.00
1320 Primes de vacaciones, dominical y gratifica	\$1,012,688.96	\$718.49	\$6,448.46	\$4,814.73	\$0.00	\$0.00	\$0.00	\$0.00	\$0.00	\$0.00	\$0.00	\$0.00	\$0.00	\$11,480.67	\$1,001,208.29
1321 Primes de vacaciones	\$48,920.40	\$0.00	\$0.00	\$0.00	\$0.00	\$0.00	\$0.00	\$0.00	\$0.00	\$0.00	\$0.00	\$0.00	\$0.00	\$0.00	\$48,920.40
1322 Gratificación fin de año	\$963,718.96	\$718.49	\$6,448.46	\$4,814.73	\$0.00	\$0.00	\$0.00	\$0.00	\$0.00	\$0.00	\$0.00	\$0.00	\$0.00	\$11,480.67	\$952,238.29
1600 OTRAS PRESTACIONES SOCIALES Y EC	\$1,035,000.00	\$0.00	\$0.00	\$0.00	\$0.00	\$0.00	\$0.00	\$0.00	\$0.00	\$0.00	\$0.00	\$0.00	\$0.00	\$0.00	\$1,035,000.00
1540 Prestaciones contractuales	\$720,000.00	\$0.00	\$0.00	\$0.00	\$0.00	\$0.00	\$0.00	\$0.00	\$0.00	\$0.00	\$0.00	\$0.00	\$0.00	\$0.00	\$720,000.00
1541 Consulta pública	\$28,050.00	\$0.00	\$0.00	\$0.00	\$0.00	\$0.00	\$0.00	\$0.00	\$0.00	\$0.00	\$0.00	\$0.00	\$0.00	\$0.00	\$28,050.00
1544 Gastos y servicios médicos	\$28,050.00	\$0.00	\$0.00	\$0.00	\$0.00	\$0.00	\$0.00	\$0.00	\$0.00	\$0.00	\$0.00	\$0.00	\$0.00	\$0.00	\$28,050.00
1546 Otras prestaciones contractuales	\$28,050.00	\$0.00	\$0.00	\$0.00	\$0.00	\$0.00	\$0.00	\$0.00	\$0.00	\$0.00	\$0.00	\$0.00	\$0.00	\$0.00	\$28,050.00
3000 SERVICIOS GENERALES	\$144,531.96	\$0.00	\$8,895.00	\$5,150.00	\$0.00	\$0.00	\$0.00	\$0.00	\$0.00	\$0.00	\$0.00	\$0.00	\$0.00	\$18,045.00	\$126,486.96
3980 OTROS SERVICIOS GENERALES	\$144,531.96	\$0.00	\$8,895.00	\$5,150.00	\$0.00	\$0.00	\$0.00	\$0.00	\$0.00	\$0.00	\$0.00	\$0.00	\$0.00	\$18,045.00	\$126,486.96
3981 Impuesto sobre nóminas y otros que se da	\$144,531.96	\$0.00	\$8,895.00	\$5,150.00	\$0.00	\$0.00	\$0.00	\$0.00	\$0.00	\$0.00	\$0.00	\$0.00	\$0.00	\$18,045.00	\$126,486.96
4000 TRANSFERENCIAS, ASIGNACIONES	\$1,142,885.96	\$105,294.04	\$105,294.04	\$105,294.04	\$0.00	\$0.00	\$0.00	\$0.00	\$0.00	\$0.00	\$0.00	\$0.00	\$0.00	\$316,882.12	\$826,003.84
4500 PENSIONES Y JUBILACIONES	\$1,142,885.96	\$105,294.04	\$105,294.04	\$105,294.04	\$0.00	\$0.00	\$0.00	\$0.00	\$0.00	\$0.00	\$0.00	\$0.00	\$0.00	\$316,882.12	\$826,003.84
4510 Pensiones	\$1,142,885.96	\$105,294.04	\$105,294.04	\$105,294.04	\$0.00	\$0.00	\$0.00	\$0.00	\$0.00	\$0.00	\$0.00	\$0.00	\$0.00	\$316,882.12	\$826,003.84
4511 Pensiones y jubilaciones	\$1,142,885.96	\$105,294.04	\$105,294.04	\$105,294.04	\$0.00	\$0.00	\$0.00	\$0.00	\$0.00	\$0.00	\$0.00	\$0.00	\$0.00	\$316,882.12	\$826,003.84
Fondo de Fomento Municipal (FFOM)	\$7,350,782.00	\$470,187.83	\$481,412.46	\$477,123.62	\$0.00	\$0.00	\$0.00	\$0.00	\$0.00	\$0.00	\$0.00	\$0.00	\$0.00	\$1,428,723.91	\$6,922,058.09

1503 Fondo de Fiscalización y Recaudación (FOFYR)

1000 SERVICIOS PERSONALES	\$330,875.52	\$45,988.71	\$51,401.12	\$69,420.72	\$0.00	\$0.00	\$0.00	\$0.00	\$0.00	\$0.00	\$0.00	\$0.00	\$0.00	\$166,790.65	\$674,084.87
REMINERACIONES AL PERSONAL DE C	\$330,875.52	\$45,988.71	\$51,401.12	\$69,420.72	\$0.00	\$0.00	\$0.00	\$0.00	\$0.00	\$0.00	\$0.00	\$0.00	\$0.00	\$166,790.65	\$674,084.87
1100 Sueldos base al personal permanente	\$630,875.52	\$45,988.71	\$51,401.12	\$69,420.72	\$0.00	\$0.00	\$0.00	\$0.00	\$0.00	\$0.00	\$0.00	\$0.00	\$0.00	\$148,770.95	\$482,104.57
1131 Sueldos base al personal permanente	\$630,875.52	\$45,988.71	\$51,401.12	\$69,420.72	\$0.00	\$0.00	\$0.00	\$0.00	\$0.00	\$0.00	\$0.00	\$0.00	\$0.00	\$148,770.95	\$482,104.57
1300 REMUNERACIONES ADICIONALES Y ESF	\$183,002.48	\$0.00	\$0.00	\$0.00	\$0.00	\$0.00	\$0.00	\$0.00	\$0.00	\$0.00	\$0.00	\$0.00	\$0.00	\$183,002.48	\$0.00
1320 Primes de vacaciones, dominical y gratifica	\$183,002.48	\$0.00	\$0.00	\$0.00	\$0.00	\$0.00	\$0.00	\$0.00	\$0.00	\$0.00	\$0.00	\$0.00	\$0.00	\$183,002.48	\$0.00
1321 Primes de vacaciones	\$34,378.57	\$0.00	\$0.00	\$0.00	\$0.00	\$0.00	\$0.00	\$0.00	\$0.00	\$0.00	\$0.00	\$0.00	\$0.00	\$34,378.57	\$0.00
1322 Gratificación fin de año	\$105,145.91	\$0.00	\$0.00	\$0.00	\$0.00	\$0.00	\$0.00	\$0.00	\$0.00	\$0.00	\$0.00	\$0.00	\$0.00	\$105,145.91	\$0.00



**MUNICIPIO DE MINERAL DEL MONTE
HIDALGO**

Análisis Mensual de Egresos Pagados por Fuente de Financiamiento al 31/mar./2024

(Cifras en pesos y centavos)

Fecha y hora de impresión: 06/abr./2024 12:22 p. m.

Usu: Contabilidad
Rep: rptAnálisisPresupuestoEgresos_FF

Objeto del Gasto	Presupuesto Vigente	Ene	Feb	Mar	Abr	May	Jun	Jul	Ago	Sep	Oct	Nov	Dic	Total	Diferencia (Vigente - Total)
1330 Horas extraordinarias	\$23,478.00	\$0.00	\$0.00	\$0.00	\$0.00	\$0.00	\$0.00	\$0.00	\$0.00	\$0.00	\$0.00	\$0.00	\$0.00	\$0.00	\$23,478.00
1331 Horas extraordinarias	\$23,478.00	\$0.00	\$0.00	\$0.00	\$0.00	\$0.00	\$0.00	\$0.00	\$0.00	\$0.00	\$0.00	\$0.00	\$0.00	\$0.00	\$23,478.00
1500 OTRAS PRESTACIONES SOCIALES Y EC	\$38,989.96	\$0.00	\$0.00	\$0.00	\$0.00	\$0.00	\$0.00	\$0.00	\$0.00	\$0.00	\$0.00	\$0.00	\$0.00	\$0.00	\$38,989.96
1540 Prestaciones contractuales	\$24,989.96	\$0.00	\$0.00	\$0.00	\$0.00	\$0.00	\$0.00	\$0.00	\$0.00	\$0.00	\$0.00	\$0.00	\$0.00	\$0.00	\$24,989.96
1545 Otras prestaciones contractuales	\$24,989.96	\$0.00	\$0.00	\$0.00	\$0.00	\$0.00	\$0.00	\$0.00	\$0.00	\$0.00	\$0.00	\$0.00	\$0.00	\$0.00	\$24,989.96
1550 Apoyos a la capacitación de los servidores	\$12,000.00	\$0.00	\$0.00	\$0.00	\$0.00	\$0.00	\$0.00	\$0.00	\$0.00	\$0.00	\$0.00	\$0.00	\$0.00	\$0.00	\$12,000.00
1551 Apoyos a la capacitación de los servidores	\$12,000.00	\$0.00	\$0.00	\$0.00	\$0.00	\$0.00	\$0.00	\$0.00	\$0.00	\$0.00	\$0.00	\$0.00	\$0.00	\$0.00	\$12,000.00
3000 SERVICIOS GENERALES	\$324,666.04	\$224,692.30	\$24,962.28	\$1,428.00	\$0.00	\$0.00	\$0.00	\$0.00	\$0.00	\$0.00	\$0.00	\$0.00	\$0.00	\$251,082.58	\$73,583.46
3200 SERVICIOS DE ARRENDAMIENTO	\$15,000.00	\$0.00	\$0.00	\$0.00	\$0.00	\$0.00	\$0.00	\$0.00	\$0.00	\$0.00	\$0.00	\$0.00	\$0.00	\$0.00	\$15,000.00
3270 Arrendamiento de activos intangibles	\$15,000.00	\$0.00	\$0.00	\$0.00	\$0.00	\$0.00	\$0.00	\$0.00	\$0.00	\$0.00	\$0.00	\$0.00	\$0.00	\$0.00	\$15,000.00
3271 Arrendamiento de activos intangibles	\$15,000.00	\$0.00	\$0.00	\$0.00	\$0.00	\$0.00	\$0.00	\$0.00	\$0.00	\$0.00	\$0.00	\$0.00	\$0.00	\$0.00	\$15,000.00
3400 SERVICIOS FINANCIEROS, BANDARIOS	\$155,475.08	\$224,692.30	\$24,962.28	\$1,428.00	\$0.00	\$0.00	\$0.00	\$0.00	\$0.00	\$0.00	\$0.00	\$0.00	\$0.00	\$251,082.58	\$95,607.50
3450 Seguro de bienes patrimoniales	\$253,475.08	\$224,692.30	\$24,962.28	\$1,428.00	\$0.00	\$0.00	\$0.00	\$0.00	\$0.00	\$0.00	\$0.00	\$0.00	\$0.00	\$251,082.58	\$2,392.50
3451 Seguro de bienes patrimoniales	\$253,475.08	\$224,692.30	\$24,962.28	\$1,428.00	\$0.00	\$0.00	\$0.00	\$0.00	\$0.00	\$0.00	\$0.00	\$0.00	\$0.00	\$251,082.58	\$2,392.50
3900 OTROS SERVICIOS GENERALES	\$24,189.98	\$0.00	\$1,278.00	\$1,428.00	\$0.00	\$0.00	\$0.00	\$0.00	\$0.00	\$0.00	\$0.00	\$0.00	\$0.00	\$2,706.00	\$21,483.98
3980 Impuesto sobre nóminas y otros que se de	\$24,189.98	\$0.00	\$1,278.00	\$1,428.00	\$0.00	\$0.00	\$0.00	\$0.00	\$0.00	\$0.00	\$0.00	\$0.00	\$0.00	\$2,706.00	\$21,483.98
3981 Impuesto sobre nóminas y otros que se de	\$24,189.98	\$0.00	\$1,278.00	\$1,428.00	\$0.00	\$0.00	\$0.00	\$0.00	\$0.00	\$0.00	\$0.00	\$0.00	\$0.00	\$2,706.00	\$21,483.98
Fondo de Fiscalización y Recaudación	\$1,723,543.30	\$270,713.31	\$7,963.40	\$59,948.72	\$0.00	\$0.00	\$0.00	\$0.00	\$0.00	\$0.00	\$0.00	\$0.00	\$0.00	\$348,625.43	\$1,374,917.87

1504 Incentivo del Impuesto Especial Sobre Producción y Servicios (Gasolina y Diésel)

2000 MATERIALES Y SUMINISTROS	\$68,533.00	\$0.00	\$0.00	\$40,230.03	\$0.00	\$0.00	\$0.00	\$0.00	\$0.00	\$0.00	\$0.00	\$0.00	\$0.00	\$40,230.03	\$28,302.97
2800 COMBUSTIBLES, LUBRICANTES Y ADITI	\$68,533.00	\$0.00	\$0.00	\$40,230.03	\$0.00	\$0.00	\$0.00	\$0.00	\$0.00	\$0.00	\$0.00	\$0.00	\$0.00	\$40,230.03	\$28,302.97
2810 Combustibles, lubricantes y aditivos	\$68,533.00	\$0.00	\$0.00	\$40,230.03	\$0.00	\$0.00	\$0.00	\$0.00	\$0.00	\$0.00	\$0.00	\$0.00	\$0.00	\$40,230.03	\$28,302.97
2811 Combustibles, lubricantes y aditivos	\$68,533.00	\$0.00	\$0.00	\$40,230.03	\$0.00	\$0.00	\$0.00	\$0.00	\$0.00	\$0.00	\$0.00	\$0.00	\$0.00	\$40,230.03	\$28,302.97
3000 SERVICIOS GENERALES	\$5,000.00	\$0.00	\$0.00	\$4,060.00	\$0.00	\$0.00	\$0.00	\$0.00	\$0.00	\$0.00	\$0.00	\$0.00	\$0.00	\$4,060.00	\$940.00
3500 SERVICIOS DE INSTALACION, REPARAC	\$5,000.00	\$0.00	\$0.00	\$4,060.00	\$0.00	\$0.00	\$0.00	\$0.00	\$0.00	\$0.00	\$0.00	\$0.00	\$0.00	\$4,060.00	\$940.00
3550 Reparación y mantenimiento de equipo de	\$5,000.00	\$0.00	\$0.00	\$4,060.00	\$0.00	\$0.00	\$0.00	\$0.00	\$0.00	\$0.00	\$0.00	\$0.00	\$0.00	\$4,060.00	\$940.00
3551 Reparación y mantenimiento de equipo de	\$5,000.00	\$0.00	\$0.00	\$4,060.00	\$0.00	\$0.00	\$0.00	\$0.00	\$0.00	\$0.00	\$0.00	\$0.00	\$0.00	\$4,060.00	\$940.00
Incentivo del Impuesto Especial Sobre	\$83,533.00	\$0.00	\$0.00	\$44,290.03	\$0.00	\$0.00	\$0.00	\$0.00	\$0.00	\$0.00	\$0.00	\$0.00	\$0.00	\$44,290.03	\$39,242.97

1505 Impuesto Especial Sobre Producción y Servicios (IESPS Tab)

2000 MATERIALES Y SUMINISTROS	\$41,016.96	\$0.00	\$0.00	\$18,493.84	\$0.00	\$0.00	\$0.00	\$0.00	\$0.00	\$0.00	\$0.00	\$0.00	\$0.00	\$18,493.84	\$22,523.12
2800 COMBUSTIBLES, LUBRICANTES Y ADITI	\$41,016.96	\$0.00	\$0.00	\$18,493.84	\$0.00	\$0.00	\$0.00	\$0.00	\$0.00	\$0.00	\$0.00	\$0.00	\$0.00	\$18,493.84	\$22,523.12
2810 Combustibles, lubricantes y aditivos	\$41,016.96	\$0.00	\$0.00	\$18,493.84	\$0.00	\$0.00	\$0.00	\$0.00	\$0.00	\$0.00	\$0.00	\$0.00	\$0.00	\$18,493.84	\$22,523.12
2811 Combustibles, lubricantes y aditivos	\$41,016.96	\$0.00	\$0.00	\$18,493.84	\$0.00	\$0.00	\$0.00	\$0.00	\$0.00	\$0.00	\$0.00	\$0.00	\$0.00	\$18,493.84	\$22,523.12
3000 SERVICIOS GENERALES	\$26,846.04	\$0.00	\$5,816.00	\$0.00	\$0.00	\$0.00	\$0.00	\$0.00	\$0.00	\$0.00	\$0.00	\$0.00	\$0.00	\$5,816.00	\$21,030.04
3500 SERVICIOS DE INSTALACION, REPARAC	\$26,846.04	\$0.00	\$5,816.00	\$0.00	\$0.00	\$0.00	\$0.00	\$0.00	\$0.00	\$0.00	\$0.00	\$0.00	\$0.00	\$5,816.00	\$21,030.04
3550 Reparación y mantenimiento de equipo de	\$26,846.04	\$0.00	\$5,816.00	\$0.00	\$0.00	\$0.00	\$0.00	\$0.00	\$0.00	\$0.00	\$0.00	\$0.00	\$0.00	\$5,816.00	\$21,030.04



**MUNICIPIO DE MINERAL DEL MONTE
HIDALGO**


Analfico Mensual de Egresos Pagados por Fuente de Financiamiento al 31/mar./2024

(Cifras en pesos y centavos)

Fecha y hora de Impresión | 09/abr./2024 | 12:22 p. m.

Utr. Contabilidad
Rep: rptAnalficoPresupuestoEgresos_FF

Objeto del Gasto	Presupuesto Vigente	Presupuesto Vigente												Total (Vigente - Total)	Diferencia (Vigente - Total)			
		Ene	Feb	Mar	Abr	May	Jun	Jul	Ago	Sep	Oct	Nov	Dic					
3551 Reparación y mantenimiento de equipo de Impuesto Especial Sobre Producción	\$29,868.04	\$0.00	\$8,818.00	\$0.00	\$0.00	\$0.00	\$0.00	\$0.00	\$0.00	\$0.00	\$0.00	\$0.00	\$0.00	\$0.00	\$0.00	\$8,818.00	\$18,050.04	
	\$387,863.00	\$0.00	\$8,916.00	\$18,483.84	\$0.00	\$0.00	\$0.00	\$0.00	\$0.00	\$0.00	\$0.00	\$0.00	\$0.00	\$0.00	\$0.00	\$27,399.84	\$405,553.16	
1506 Impuesto Sobre Automóviles Nuevos (ISAN)																		
2000 MATERIALES Y SUMINISTROS	\$226,579.00	\$0.00	\$0.00	\$29,389.28	\$0.00	\$0.00	\$0.00	\$0.00	\$0.00	\$0.00	\$0.00	\$0.00	\$0.00	\$0.00	\$0.00	\$0.00	\$29,389.28	\$197,189.74
2000 COMBUSTIBLES, LUBRICANTES Y ADITV	\$226,579.00	\$0.00	\$0.00	\$29,389.28	\$0.00	\$0.00	\$0.00	\$0.00	\$0.00	\$0.00	\$0.00	\$0.00	\$0.00	\$0.00	\$0.00	\$0.00	\$29,389.28	\$197,189.74
2010 Combustibles, lubricantes y aditivos	\$226,579.00	\$0.00	\$0.00	\$29,389.28	\$0.00	\$0.00	\$0.00	\$0.00	\$0.00	\$0.00	\$0.00	\$0.00	\$0.00	\$0.00	\$0.00	\$0.00	\$29,389.28	\$197,189.74
2011 Combustibles, lubricantes y aditivos	\$226,579.00	\$0.00	\$0.00	\$29,389.28	\$0.00	\$0.00	\$0.00	\$0.00	\$0.00	\$0.00	\$0.00	\$0.00	\$0.00	\$0.00	\$0.00	\$0.00	\$29,389.28	\$197,189.74
	\$226,579.00	\$0.00	\$0.00	\$29,389.28	\$0.00	\$0.00	\$0.00	\$0.00	\$0.00	\$0.00	\$0.00	\$0.00	\$0.00	\$0.00	\$0.00	\$0.00	\$29,389.28	\$197,189.74
1507 Compensación del Impuesto Sobre Automóviles Nuevos (CISAN)																		
2000 MATERIALES Y SUMINISTROS	\$31,410.00	\$0.00	\$0.00	\$0.00	\$0.00	\$0.00	\$0.00	\$0.00	\$0.00	\$0.00	\$0.00	\$0.00	\$0.00	\$0.00	\$0.00	\$0.00	\$0.00	\$31,410.00
2000 COMBUSTIBLES, LUBRICANTES Y ADITV	\$31,410.00	\$0.00	\$0.00	\$0.00	\$0.00	\$0.00	\$0.00	\$0.00	\$0.00	\$0.00	\$0.00	\$0.00	\$0.00	\$0.00	\$0.00	\$0.00	\$0.00	\$31,410.00
2010 Combustibles, lubricantes y aditivos	\$31,410.00	\$0.00	\$0.00	\$0.00	\$0.00	\$0.00	\$0.00	\$0.00	\$0.00	\$0.00	\$0.00	\$0.00	\$0.00	\$0.00	\$0.00	\$0.00	\$0.00	\$31,410.00
2011 Combustibles, lubricantes y aditivos	\$31,410.00	\$0.00	\$0.00	\$0.00	\$0.00	\$0.00	\$0.00	\$0.00	\$0.00	\$0.00	\$0.00	\$0.00	\$0.00	\$0.00	\$0.00	\$0.00	\$0.00	\$31,410.00
	\$31,410.00	\$0.00	\$0.00	\$0.00	\$0.00	\$0.00	\$0.00	\$0.00	\$0.00	\$0.00	\$0.00	\$0.00	\$0.00	\$0.00	\$0.00	\$0.00	\$0.00	\$31,410.00
1508 Participación por la Recaudación Obtenida de Impuesto Sobre la Federación (ISR)																		
2000 MATERIALES Y SUMINISTROS	\$1,659,999.96	\$0.00	\$264,877.18	\$182,618.31	\$0.00	\$0.00	\$0.00	\$0.00	\$0.00	\$0.00	\$0.00	\$0.00	\$0.00	\$0.00	\$0.00	\$0.00	\$447,495.49	\$1,122,504.47
2000 COMBUSTIBLES, LUBRICANTES Y ADITV	\$1,659,999.96	\$0.00	\$264,877.18	\$182,618.31	\$0.00	\$0.00	\$0.00	\$0.00	\$0.00	\$0.00	\$0.00	\$0.00	\$0.00	\$0.00	\$0.00	\$0.00	\$447,495.49	\$1,122,504.47
2010 Combustibles, lubricantes y aditivos	\$1,659,999.96	\$0.00	\$264,877.18	\$182,618.31	\$0.00	\$0.00	\$0.00	\$0.00	\$0.00	\$0.00	\$0.00	\$0.00	\$0.00	\$0.00	\$0.00	\$0.00	\$447,495.49	\$1,122,504.47
2011 Combustibles, lubricantes y aditivos	\$1,659,999.96	\$0.00	\$264,877.18	\$182,618.31	\$0.00	\$0.00	\$0.00	\$0.00	\$0.00	\$0.00	\$0.00	\$0.00	\$0.00	\$0.00	\$0.00	\$0.00	\$447,495.49	\$1,122,504.47
	\$1,659,999.96	\$0.00	\$264,877.18	\$182,618.31	\$0.00	\$0.00	\$0.00	\$0.00	\$0.00	\$0.00	\$0.00	\$0.00	\$0.00	\$0.00	\$0.00	\$0.00	\$447,495.49	\$1,122,504.47
1509 ISR Enajenación de Bienes Inmuebles																		
2000 MATERIALES Y SUMINISTROS	\$40,859.64	\$0.00	\$0.00	\$0.00	\$0.00	\$0.00	\$0.00	\$0.00	\$0.00	\$0.00	\$0.00	\$0.00	\$0.00	\$0.00	\$0.00	\$0.00	\$0.00	\$40,859.64
2100 Materiales de limpieza	\$40,859.64	\$0.00	\$0.00	\$0.00	\$0.00	\$0.00	\$0.00	\$0.00	\$0.00	\$0.00	\$0.00	\$0.00	\$0.00	\$0.00	\$0.00	\$0.00	\$0.00	\$40,859.64
	\$40,859.64	\$0.00	\$0.00	\$0.00	\$0.00	\$0.00	\$0.00	\$0.00	\$0.00	\$0.00	\$0.00	\$0.00	\$0.00	\$0.00	\$0.00	\$0.00	\$0.00	\$40,859.64
1510 Fondo de Compensación																		
2000 MATERIALES Y SUMINISTROS	\$479,582.86	\$0.00	\$0.00	\$17,342.55	\$0.00	\$0.00	\$0.00	\$0.00	\$0.00	\$0.00	\$0.00	\$0.00	\$0.00	\$0.00	\$0.00	\$0.00	\$17,342.55	\$462,240.33
2100 Materiales, útiles y equipos menores de oficina	\$479,582.86	\$0.00	\$0.00	\$17,342.55	\$0.00	\$0.00	\$0.00	\$0.00	\$0.00	\$0.00	\$0.00	\$0.00	\$0.00	\$0.00	\$0.00	\$0.00	\$17,342.55	\$462,240.33
	\$479,582.86	\$0.00	\$0.00	\$17,342.55	\$0.00	\$0.00	\$0.00	\$0.00	\$0.00	\$0.00	\$0.00	\$0.00	\$0.00	\$0.00	\$0.00	\$0.00	\$17,342.55	\$462,240.33
2110 Papelaria y útiles menores de oficina	\$62,000.00	\$0.00	\$0.00	\$0.00	\$0.00	\$0.00	\$0.00	\$0.00	\$0.00	\$0.00	\$0.00	\$0.00	\$0.00	\$0.00	\$0.00	\$0.00	\$0.00	\$62,000.00
2111	\$62,000.00	\$0.00	\$0.00	\$0.00	\$0.00	\$0.00	\$0.00	\$0.00	\$0.00	\$0.00	\$0.00	\$0.00	\$0.00	\$0.00	\$0.00	\$0.00	\$0.00	\$62,000.00





MUNICIPIO DE MINERAL DEL MONTE
HIDALGO


Analfico Mensual de Egresos Pagados por Fuente de Financiamiento al 31/mar./2024

(Cifras en pesos y centavos)

Fecha y Hora de Impresión | 08/mar/2024 | 12:22 p. m.

Usr Contabilidad
Rep: rptAnaliticoPresupuestoEgresos_FF

Objeto del Gasto	Presupuesto Vigente	Diferencia (Vigente - Total)													
		Ene	Feb	Mar	Abr	May	Jun	Jul	Ago	Sep	Oct	Nov	Dic	Total	
2112 Equipos menores de oficina	\$31,301.80	\$0.00	\$0.00	\$0.00	\$0.00	\$0.00	\$0.00	\$0.00	\$0.00	\$0.00	\$0.00	\$0.00	\$0.00	\$0.00	\$31,301.80
2180 Material de limpieza	\$50,001.00	\$0.00	\$0.00	\$0.00	\$0.00	\$0.00	\$0.00	\$0.00	\$0.00	\$0.00	\$0.00	\$0.00	\$0.00	\$0.00	\$50,001.00
2161 Material de limpieza	\$50,001.00	\$0.00	\$0.00	\$0.00	\$0.00	\$0.00	\$0.00	\$0.00	\$0.00	\$0.00	\$0.00	\$0.00	\$0.00	\$0.00	\$50,001.00
2200 ALIMENTOS Y UTENSILIOS	\$47,834.04	\$0.00	\$0.00	\$0.00	\$0.00	\$0.00	\$0.00	\$0.00	\$0.00	\$0.00	\$0.00	\$0.00	\$0.00	\$0.00	\$47,834.04
2210 Productos alimenticios para personas	\$47,834.04	\$0.00	\$0.00	\$0.00	\$0.00	\$0.00	\$0.00	\$0.00	\$0.00	\$0.00	\$0.00	\$0.00	\$0.00	\$0.00	\$47,834.04
2211 Productos alimenticios para personas	\$47,834.04	\$0.00	\$0.00	\$0.00	\$0.00	\$0.00	\$0.00	\$0.00	\$0.00	\$0.00	\$0.00	\$0.00	\$0.00	\$0.00	\$47,834.04
2500 PRODUCTOS QUÍMICOS, FARMACÉUTIC	\$1,546.56	\$0.00	\$0.00	\$0.00	\$0.00	\$0.00	\$0.00	\$0.00	\$0.00	\$0.00	\$0.00	\$0.00	\$0.00	\$0.00	\$1,546.56
2590 Otros productos químicos	\$1,546.56	\$0.00	\$0.00	\$0.00	\$0.00	\$0.00	\$0.00	\$0.00	\$0.00	\$0.00	\$0.00	\$0.00	\$0.00	\$0.00	\$1,546.56
2591 Otros productos químicos	\$1,546.56	\$0.00	\$0.00	\$0.00	\$0.00	\$0.00	\$0.00	\$0.00	\$0.00	\$0.00	\$0.00	\$0.00	\$0.00	\$0.00	\$1,546.56
2600 COMBUSTIBLES, LUBRICANTES Y ADIT	\$269,899.48	\$0.00	\$0.00	\$17,342.55	\$0.00	\$0.00	\$0.00	\$0.00	\$0.00	\$0.00	\$0.00	\$0.00	\$0.00	\$0.00	\$269,899.48
2610 Combustibles, lubricantes y aditivos	\$269,899.48	\$0.00	\$0.00	\$17,342.55	\$0.00	\$0.00	\$0.00	\$0.00	\$0.00	\$0.00	\$0.00	\$0.00	\$0.00	\$0.00	\$269,899.48
2611 Combustibles, lubricantes y aditivos	\$269,899.48	\$0.00	\$0.00	\$17,342.55	\$0.00	\$0.00	\$0.00	\$0.00	\$0.00	\$0.00	\$0.00	\$0.00	\$0.00	\$0.00	\$269,899.48
3000 SERVICIOS GENERALES	\$39,603.12	\$0.00	\$0.00	\$0.00	\$0.00	\$0.00	\$0.00	\$0.00	\$0.00	\$0.00	\$0.00	\$0.00	\$0.00	\$0.00	\$39,603.12
3260 SERVICIOS DE ARRENDAMIENTO	\$12,999.96	\$0.00	\$0.00	\$0.00	\$0.00	\$0.00	\$0.00	\$0.00	\$0.00	\$0.00	\$0.00	\$0.00	\$0.00	\$0.00	\$12,999.96
3270 Arrendamiento de activos intangibles	\$12,999.96	\$0.00	\$0.00	\$0.00	\$0.00	\$0.00	\$0.00	\$0.00	\$0.00	\$0.00	\$0.00	\$0.00	\$0.00	\$0.00	\$12,999.96
3271 Arrendamiento de activos intangibles	\$12,999.96	\$0.00	\$0.00	\$0.00	\$0.00	\$0.00	\$0.00	\$0.00	\$0.00	\$0.00	\$0.00	\$0.00	\$0.00	\$0.00	\$12,999.96
3600 SERVICIOS OFICIALES	\$26,603.16	\$0.00	\$0.00	\$0.00	\$0.00	\$0.00	\$0.00	\$0.00	\$0.00	\$0.00	\$0.00	\$0.00	\$0.00	\$0.00	\$26,603.16
3620 Gastos de orden social y cultura	\$26,603.16	\$0.00	\$0.00	\$0.00	\$0.00	\$0.00	\$0.00	\$0.00	\$0.00	\$0.00	\$0.00	\$0.00	\$0.00	\$0.00	\$26,603.16
3621 Gastos de orden social y cultura	\$26,603.16	\$0.00	\$0.00	\$0.00	\$0.00	\$0.00	\$0.00	\$0.00	\$0.00	\$0.00	\$0.00	\$0.00	\$0.00	\$0.00	\$26,603.16
5000 BIENES MUEBLES, INMUEBLES E I	\$329,979.00	\$0.00	\$0.00	\$0.00	\$0.00	\$0.00	\$0.00	\$0.00	\$0.00	\$0.00	\$0.00	\$0.00	\$0.00	\$0.00	\$329,979.00
5100 MOBILIARIO Y EQUIPO DE ADMINISTRAC	\$51,579.00	\$0.00	\$0.00	\$0.00	\$0.00	\$0.00	\$0.00	\$0.00	\$0.00	\$0.00	\$0.00	\$0.00	\$0.00	\$0.00	\$51,579.00
5160 Equipo de cómputo y de tecnologías de la i	\$51,579.00	\$0.00	\$0.00	\$0.00	\$0.00	\$0.00	\$0.00	\$0.00	\$0.00	\$0.00	\$0.00	\$0.00	\$0.00	\$0.00	\$51,579.00
5151 Equipo de cómputo y de tecnologías de la ir	\$51,579.00	\$0.00	\$0.00	\$0.00	\$0.00	\$0.00	\$0.00	\$0.00	\$0.00	\$0.00	\$0.00	\$0.00	\$0.00	\$0.00	\$51,579.00
5400 VEHICULOS Y EQUIPO DE TRANSPORTE	\$278,400.00	\$0.00	\$0.00	\$0.00	\$0.00	\$0.00	\$0.00	\$0.00	\$0.00	\$0.00	\$0.00	\$0.00	\$0.00	\$0.00	\$278,400.00
5410 Vehículos y equipo terrestre	\$278,400.00	\$0.00	\$0.00	\$0.00	\$0.00	\$0.00	\$0.00	\$0.00	\$0.00	\$0.00	\$0.00	\$0.00	\$0.00	\$0.00	\$278,400.00
5411 Vehículos y equipo terrestre	\$278,400.00	\$0.00	\$0.00	\$0.00	\$0.00	\$0.00	\$0.00	\$0.00	\$0.00	\$0.00	\$0.00	\$0.00	\$0.00	\$0.00	\$278,400.00
Fondo de Compensación	\$49,165.00	\$0.00	\$0.00	\$17,342.55	\$0.00	\$0.00	\$0.00	\$0.00	\$0.00	\$0.00	\$0.00	\$0.00	\$0.00	\$0.00	\$49,165.00
1511 Fogopa Remanentes ejercicios anteriores	\$270,461.15	\$0.00	\$0.00	\$0.00	\$0.00	\$0.00	\$0.00	\$0.00	\$0.00	\$0.00	\$0.00	\$0.00	\$0.00	\$0.00	\$270,461.15
3000 SERVICIOS GENERALES	\$270,461.15	\$0.00	\$0.00	\$0.00	\$0.00	\$0.00	\$0.00	\$0.00	\$0.00	\$0.00	\$0.00	\$0.00	\$0.00	\$0.00	\$270,461.15
3900 OTROS SERVICIOS GENERALES	\$270,461.15	\$0.00	\$0.00	\$0.00	\$0.00	\$0.00	\$0.00	\$0.00	\$0.00	\$0.00	\$0.00	\$0.00	\$0.00	\$0.00	\$270,461.15
3940 Sentencias y resoluciones por autoridad oc	\$270,461.15	\$0.00	\$0.00	\$0.00	\$0.00	\$0.00	\$0.00	\$0.00	\$0.00	\$0.00	\$0.00	\$0.00	\$0.00	\$0.00	\$270,461.15
3941 Sentencias y resoluciones por autoridad oc	\$270,461.15	\$0.00	\$0.00	\$0.00	\$0.00	\$0.00	\$0.00	\$0.00	\$0.00	\$0.00	\$0.00	\$0.00	\$0.00	\$0.00	\$270,461.15
Fogopa Remanentes ejercicios anterior	\$270,461.15	\$0.00	\$0.00	\$0.00	\$0.00	\$0.00	\$0.00	\$0.00	\$0.00	\$0.00	\$0.00	\$0.00	\$0.00	\$0.00	\$270,461.15
1512 Fogopa Remanente de ejercicio anterior	\$113,654.00	\$0.00	\$0.00	\$0.00	\$0.00	\$0.00	\$0.00	\$0.00	\$0.00	\$0.00	\$0.00	\$0.00	\$0.00	\$0.00	\$113,654.00
3000 SERVICIOS GENERALES	\$113,654.00	\$0.00	\$0.00	\$0.00	\$0.00	\$0.00	\$0.00	\$0.00	\$0.00	\$0.00	\$0.00	\$0.00	\$0.00	\$0.00	\$113,654.00
3900 OTROS SERVICIOS GENERALES	\$113,654.00	\$0.00	\$0.00	\$0.00	\$0.00	\$0.00	\$0.00	\$0.00	\$0.00	\$0.00	\$0.00	\$0.00	\$0.00	\$0.00	\$113,654.00





**MUNICIPIO DE MINERAL DEL MONTE
HIDALGO**

Analfítico Mensual de Egresos Pagados por Fuente de Financiamiento al 31/mar./2024

Fecha y hora de Impresión | 08/abr./2024 12:22 p. m.

Uso: Contabilidad
Rpt: rptAnalfíticoPresupuestoEgresos_FF

Objeto del Gasto	Presupuesto Vigente	Presupuesto Vigente												Total	Diferencia (Vigente - Total)			
		Ene	Feb	Mar	Abr	May	Jun	Jul	Ago	Sep	Oct	Nov	Dic					
3940 Sentencias y resoluciones por autoridad co	\$113,564.00	\$0.00	\$0.00	\$0.00	\$0.00	\$0.00	\$0.00	\$0.00	\$0.00	\$0.00	\$0.00	\$0.00	\$0.00	\$0.00	\$0.00	\$0.00	\$113,564.00	\$113,564.00
3941 Sentencias y resoluciones por autoridad co	\$113,564.00	\$0.00	\$0.00	\$0.00	\$0.00	\$0.00	\$0.00	\$0.00	\$0.00	\$0.00	\$0.00	\$0.00	\$0.00	\$0.00	\$0.00	\$0.00	\$113,564.00	\$113,564.00
6000 INVERSIÓN PÚBLICA	\$1,040,509.62	\$0.00	\$0.00	\$0.00	\$0.00	\$0.00	\$0.00	\$0.00	\$0.00	\$0.00	\$0.00	\$0.00	\$0.00	\$0.00	\$0.00	\$0.00	\$1,040,509.62	\$1,040,509.62
6100 OBRA PÚBLICA EN BIENES DE DOMINIO	\$1,040,509.62	\$0.00	\$0.00	\$0.00	\$0.00	\$0.00	\$0.00	\$0.00	\$0.00	\$0.00	\$0.00	\$0.00	\$0.00	\$0.00	\$0.00	\$0.00	\$1,040,509.62	\$1,040,509.62
6170 Instalaciones y equipamiento en construcci	\$1,040,509.62	\$0.00	\$0.00	\$0.00	\$0.00	\$0.00	\$0.00	\$0.00	\$0.00	\$0.00	\$0.00	\$0.00	\$0.00	\$0.00	\$0.00	\$0.00	\$1,040,509.62	\$1,040,509.62
6171 Instalaciones y equipamiento en construcci	\$1,040,509.62	\$0.00	\$0.00	\$0.00	\$0.00	\$0.00	\$0.00	\$0.00	\$0.00	\$0.00	\$0.00	\$0.00	\$0.00	\$0.00	\$0.00	\$0.00	\$1,040,509.62	\$1,040,509.62
Fogopa Remanente de ejercicio anterior	\$1,157,328.42	\$0.00	\$0.00	\$0.00	\$0.00	\$0.00	\$0.00	\$0.00	\$0.00	\$0.00	\$0.00	\$0.00	\$0.00	\$0.00	\$0.00	\$0.00	\$1,157,328.42	\$1,157,328.42
1513 Fofom Remanente de ejercicio anterior	\$176,000.00	\$0.00	\$0.00	\$0.00	\$0.00	\$0.00	\$0.00	\$0.00	\$0.00	\$0.00	\$0.00	\$0.00	\$0.00	\$0.00	\$0.00	\$0.00	\$176,000.00	\$176,000.00
3000 SERVICIOS GENERALES	\$176,000.00	\$0.00	\$0.00	\$0.00	\$0.00	\$0.00	\$0.00	\$0.00	\$0.00	\$0.00	\$0.00	\$0.00	\$0.00	\$0.00	\$0.00	\$0.00	\$176,000.00	\$176,000.00
3060 OTROS SERVICIOS GENERALES	\$176,000.00	\$0.00	\$0.00	\$0.00	\$0.00	\$0.00	\$0.00	\$0.00	\$0.00	\$0.00	\$0.00	\$0.00	\$0.00	\$0.00	\$0.00	\$0.00	\$176,000.00	\$176,000.00
3920 Impuestos y derechos	\$176,000.00	\$0.00	\$0.00	\$0.00	\$0.00	\$0.00	\$0.00	\$0.00	\$0.00	\$0.00	\$0.00	\$0.00	\$0.00	\$0.00	\$0.00	\$0.00	\$176,000.00	\$176,000.00
3921 Impuestos y derechos	\$176,000.00	\$0.00	\$0.00	\$0.00	\$0.00	\$0.00	\$0.00	\$0.00	\$0.00	\$0.00	\$0.00	\$0.00	\$0.00	\$0.00	\$0.00	\$0.00	\$176,000.00	\$176,000.00
6000 BIENES MUEBLES, INMUEBLES E II	\$641,028.42	\$0.00	\$0.00	\$0.00	\$0.00	\$0.00	\$0.00	\$0.00	\$0.00	\$0.00	\$0.00	\$0.00	\$0.00	\$0.00	\$0.00	\$0.00	\$641,028.42	\$641,028.42
6100 MOBILIARIO Y EQUIPO DE ADMINISTRAC	\$641,028.42	\$0.00	\$0.00	\$0.00	\$0.00	\$0.00	\$0.00	\$0.00	\$0.00	\$0.00	\$0.00	\$0.00	\$0.00	\$0.00	\$0.00	\$0.00	\$641,028.42	\$641,028.42
6120 Muebles, excepto de oficina y estantería	\$350,000.00	\$0.00	\$0.00	\$0.00	\$0.00	\$0.00	\$0.00	\$0.00	\$0.00	\$0.00	\$0.00	\$0.00	\$0.00	\$0.00	\$0.00	\$0.00	\$350,000.00	\$350,000.00
6121 Muebles, excepto de oficina y estantería	\$350,000.00	\$0.00	\$0.00	\$0.00	\$0.00	\$0.00	\$0.00	\$0.00	\$0.00	\$0.00	\$0.00	\$0.00	\$0.00	\$0.00	\$0.00	\$0.00	\$350,000.00	\$350,000.00
6150 Equipo de cómputo y de tecnologías de la i	\$41,028.42	\$0.00	\$0.00	\$0.00	\$0.00	\$0.00	\$0.00	\$0.00	\$0.00	\$0.00	\$0.00	\$0.00	\$0.00	\$0.00	\$0.00	\$0.00	\$41,028.42	\$41,028.42
6151 Equipo de cómputo y de tecnologías de la i	\$41,028.42	\$0.00	\$0.00	\$0.00	\$0.00	\$0.00	\$0.00	\$0.00	\$0.00	\$0.00	\$0.00	\$0.00	\$0.00	\$0.00	\$0.00	\$0.00	\$41,028.42	\$41,028.42
6190 Otras mobiliarias y equipos de administraci	\$250,000.00	\$0.00	\$0.00	\$0.00	\$0.00	\$0.00	\$0.00	\$0.00	\$0.00	\$0.00	\$0.00	\$0.00	\$0.00	\$0.00	\$0.00	\$0.00	\$250,000.00	\$250,000.00
6191 Otras mobiliarias y equipos de administraci	\$250,000.00	\$0.00	\$0.00	\$0.00	\$0.00	\$0.00	\$0.00	\$0.00	\$0.00	\$0.00	\$0.00	\$0.00	\$0.00	\$0.00	\$0.00	\$0.00	\$250,000.00	\$250,000.00
6200 MOBILIARIO Y EQUIPO EDUCACIONAL Y	\$306,000.00	\$0.00	\$0.00	\$0.00	\$0.00	\$0.00	\$0.00	\$0.00	\$0.00	\$0.00	\$0.00	\$0.00	\$0.00	\$0.00	\$0.00	\$0.00	\$306,000.00	\$306,000.00
6210 Equipos y aparatos audiovisuales	\$100,000.00	\$0.00	\$0.00	\$0.00	\$0.00	\$0.00	\$0.00	\$0.00	\$0.00	\$0.00	\$0.00	\$0.00	\$0.00	\$0.00	\$0.00	\$0.00	\$100,000.00	\$100,000.00
6211 Equipos y aparatos audiovisuales	\$100,000.00	\$0.00	\$0.00	\$0.00	\$0.00	\$0.00	\$0.00	\$0.00	\$0.00	\$0.00	\$0.00	\$0.00	\$0.00	\$0.00	\$0.00	\$0.00	\$100,000.00	\$100,000.00
6290 Otro mobiliario y equipo educacional y recu	\$100,000.00	\$0.00	\$0.00	\$0.00	\$0.00	\$0.00	\$0.00	\$0.00	\$0.00	\$0.00	\$0.00	\$0.00	\$0.00	\$0.00	\$0.00	\$0.00	\$100,000.00	\$100,000.00
6291 Otro mobiliario y equipo educacional y recu	\$100,000.00	\$0.00	\$0.00	\$0.00	\$0.00	\$0.00	\$0.00	\$0.00	\$0.00	\$0.00	\$0.00	\$0.00	\$0.00	\$0.00	\$0.00	\$0.00	\$100,000.00	\$100,000.00
Fofom Remanente de ejercicio anterior	\$1,157,328.42	\$0.00	\$0.00	\$0.00	\$0.00	\$0.00	\$0.00	\$0.00	\$0.00	\$0.00	\$0.00	\$0.00	\$0.00	\$0.00	\$0.00	\$0.00	\$1,157,328.42	\$1,157,328.42
1514 Fofyr Remanente ejercicio anterior	\$259,719.19	\$0.00	\$0.00	\$0.00	\$0.00	\$0.00	\$0.00	\$0.00	\$0.00	\$0.00	\$0.00	\$0.00	\$0.00	\$0.00	\$0.00	\$0.00	\$259,719.19	\$259,719.19
6000 BIENES MUEBLES, INMUEBLES E II	\$259,719.19	\$0.00	\$0.00	\$0.00	\$0.00	\$0.00	\$0.00	\$0.00	\$0.00	\$0.00	\$0.00	\$0.00	\$0.00	\$0.00	\$0.00	\$0.00	\$259,719.19	\$259,719.19
6400 VEHICULOS Y EQUIPO DE TRANSPORTE	\$259,719.19	\$0.00	\$0.00	\$0.00	\$0.00	\$0.00	\$0.00	\$0.00	\$0.00	\$0.00	\$0.00	\$0.00	\$0.00	\$0.00	\$0.00	\$0.00	\$259,719.19	\$259,719.19
6410 Vehículos y equipo terrestre	\$259,719.19	\$0.00	\$0.00	\$0.00	\$0.00	\$0.00	\$0.00	\$0.00	\$0.00	\$0.00	\$0.00	\$0.00	\$0.00	\$0.00	\$0.00	\$0.00	\$259,719.19	\$259,719.19
6411 Vehículos y equipo terrestre	\$259,719.19	\$0.00	\$0.00	\$0.00	\$0.00	\$0.00	\$0.00	\$0.00	\$0.00	\$0.00	\$0.00	\$0.00	\$0.00	\$0.00	\$0.00	\$0.00	\$259,719.19	\$259,719.19
Fofyr Remanente ejercicio anterior	\$259,719.19	\$0.00	\$0.00	\$0.00	\$0.00	\$0.00	\$0.00	\$0.00	\$0.00	\$0.00	\$0.00	\$0.00	\$0.00	\$0.00	\$0.00	\$0.00	\$259,719.19	\$259,719.19
1516 Incentivo del Impuesto Sobre Producción y Servicios (Gasolina y Diésel) remanente ejercicio anterior	\$604.94	\$0.00	\$0.00	\$0.00	\$0.00	\$0.00	\$0.00	\$0.00	\$0.00	\$0.00	\$0.00	\$0.00	\$0.00	\$0.00	\$0.00	\$0.00	\$604.94	\$604.94
2000 MATERIALES Y SUMINISTROS	\$604.94	\$0.00	\$0.00	\$0.00	\$0.00	\$0.00	\$0.00	\$0.00	\$0.00	\$0.00	\$0.00	\$0.00	\$0.00	\$0.00	\$0.00	\$0.00	\$604.94	\$604.94




MUNICIPIO DE MINERAL DEL MONTE
HIDALGO

Analfítico Mensual de Egresos Pagados por Fuente de Financiamiento al 31/mar./2024
(Cuentas con Movimientos)

Fecha y hora de impresión: 08/abr./2024 12:22 p. m.

Ucr: Contabilidad
Rep: rptAnalíticoPresupuestoEgresos_FF

Objeto del Gasto	Presupuesto Vigente	Ene	Feb	Mar	Abr	May	Jun	Jul	Ago	Sep	Oct	Nov	Dic	Total	Diferencia (Vigente - Total)
2100 MATERIALES DE ADMINISTRACIÓN, EMIH	\$604.94	\$0.00	\$0.00	\$604.94	\$0.00	\$0.00	\$0.00	\$0.00	\$0.00	\$0.00	\$0.00	\$0.00	\$0.00	\$604.94	\$0.00
Materiales de limpieza	\$604.94	\$0.00	\$0.00	\$604.94	\$0.00	\$0.00	\$0.00	\$0.00	\$0.00	\$0.00	\$0.00	\$0.00	\$0.00	\$604.94	\$0.00
2161 Material de limpieza	\$604.94	\$0.00	\$0.00	\$604.94	\$0.00	\$0.00	\$0.00	\$0.00	\$0.00	\$0.00	\$0.00	\$0.00	\$0.00	\$604.94	\$0.00
Incentivo del Impuesto Sobre Producción	\$604.94	\$0.00	\$0.00	\$604.94	\$0.00	\$0.00	\$0.00	\$0.00	\$0.00	\$0.00	\$0.00	\$0.00	\$0.00	\$604.94	\$0.00
3000 IEPS Tabacos remanente ejercicio anterior	\$245,058.06	\$0.00	\$0.00	\$0.00	\$0.00	\$0.00	\$0.00	\$0.00	\$0.00	\$0.00	\$0.00	\$0.00	\$0.00	\$0.00	\$245,058.06
3000 SERVICIOS GENERALES	\$245,058.06	\$0.00	\$0.00	\$0.00	\$0.00	\$0.00	\$0.00	\$0.00	\$0.00	\$0.00	\$0.00	\$0.00	\$0.00	\$0.00	\$245,058.06
OTROS SERVICIOS GENERALES	\$245,058.06	\$0.00	\$0.00	\$0.00	\$0.00	\$0.00	\$0.00	\$0.00	\$0.00	\$0.00	\$0.00	\$0.00	\$0.00	\$0.00	\$245,058.06
Sentencias y resoluciones por autoridad co	\$245,058.06	\$0.00	\$0.00	\$0.00	\$0.00	\$0.00	\$0.00	\$0.00	\$0.00	\$0.00	\$0.00	\$0.00	\$0.00	\$0.00	\$245,058.06
Sentencias y resoluciones por autoridad co	\$245,058.06	\$0.00	\$0.00	\$0.00	\$0.00	\$0.00	\$0.00	\$0.00	\$0.00	\$0.00	\$0.00	\$0.00	\$0.00	\$0.00	\$245,058.06
IEPS Tabacos remanente ejercicio anterior	\$245,058.06	\$0.00	\$0.00	\$0.00	\$0.00	\$0.00	\$0.00	\$0.00	\$0.00	\$0.00	\$0.00	\$0.00	\$0.00	\$0.00	\$245,058.06
5000 ISAN Remanente ejercicio anterior	\$38,583.06	\$0.00	\$0.00	\$0.00	\$0.00	\$0.00	\$0.00	\$0.00	\$0.00	\$0.00	\$0.00	\$0.00	\$0.00	\$0.00	\$38,583.06
5100 BIENES MUEBLES, INMUEBLES E IT	\$38,583.06	\$0.00	\$0.00	\$0.00	\$0.00	\$0.00	\$0.00	\$0.00	\$0.00	\$0.00	\$0.00	\$0.00	\$0.00	\$0.00	\$38,583.06
MOBILIARIO Y EQUIPO DE ADMINISTRAC	\$38,583.06	\$0.00	\$0.00	\$0.00	\$0.00	\$0.00	\$0.00	\$0.00	\$0.00	\$0.00	\$0.00	\$0.00	\$0.00	\$0.00	\$38,583.06
Equipo de cómputo y de tecnología de la i	\$38,583.06	\$0.00	\$0.00	\$0.00	\$0.00	\$0.00	\$0.00	\$0.00	\$0.00	\$0.00	\$0.00	\$0.00	\$0.00	\$0.00	\$38,583.06
Equipo de cómputo y de tecnología de la i	\$38,583.06	\$0.00	\$0.00	\$0.00	\$0.00	\$0.00	\$0.00	\$0.00	\$0.00	\$0.00	\$0.00	\$0.00	\$0.00	\$0.00	\$38,583.06
ISAN Remanente ejercicio anterior	\$38,583.06	\$0.00	\$0.00	\$0.00	\$0.00	\$0.00	\$0.00	\$0.00	\$0.00	\$0.00	\$0.00	\$0.00	\$0.00	\$0.00	\$38,583.06
5000 CISAN remanente ejercicio anterior	\$68,969.05	\$0.00	\$0.00	\$0.00	\$0.00	\$0.00	\$0.00	\$0.00	\$0.00	\$0.00	\$0.00	\$0.00	\$0.00	\$0.00	\$68,969.05
5400 BIENES MUEBLES, INMUEBLES E IT	\$68,969.05	\$0.00	\$0.00	\$0.00	\$0.00	\$0.00	\$0.00	\$0.00	\$0.00	\$0.00	\$0.00	\$0.00	\$0.00	\$0.00	\$68,969.05
VEHICULOS Y EQUIPO DE TRANSPORTE	\$68,969.05	\$0.00	\$0.00	\$0.00	\$0.00	\$0.00	\$0.00	\$0.00	\$0.00	\$0.00	\$0.00	\$0.00	\$0.00	\$0.00	\$68,969.05
Otros equipos de transporte	\$68,969.05	\$0.00	\$0.00	\$0.00	\$0.00	\$0.00	\$0.00	\$0.00	\$0.00	\$0.00	\$0.00	\$0.00	\$0.00	\$0.00	\$68,969.05
Otros equipos de transporte	\$68,969.05	\$0.00	\$0.00	\$0.00	\$0.00	\$0.00	\$0.00	\$0.00	\$0.00	\$0.00	\$0.00	\$0.00	\$0.00	\$0.00	\$68,969.05
CISAN remanente ejercicio anterior	\$68,969.05	\$0.00	\$0.00	\$0.00	\$0.00	\$0.00	\$0.00	\$0.00	\$0.00	\$0.00	\$0.00	\$0.00	\$0.00	\$0.00	\$68,969.05
5000 ISR remanente ejercicio anterior	\$175,241.45	\$0.00	\$0.00	\$0.00	\$0.00	\$0.00	\$0.00	\$0.00	\$0.00	\$0.00	\$0.00	\$0.00	\$0.00	\$0.00	\$175,241.45
5400 SERVICIOS GENERALES	\$175,241.45	\$0.00	\$0.00	\$0.00	\$0.00	\$0.00	\$0.00	\$0.00	\$0.00	\$0.00	\$0.00	\$0.00	\$0.00	\$0.00	\$175,241.45
OTROS SERVICIOS GENERALES	\$175,241.45	\$0.00	\$0.00	\$0.00	\$0.00	\$0.00	\$0.00	\$0.00	\$0.00	\$0.00	\$0.00	\$0.00	\$0.00	\$0.00	\$175,241.45
Sentencias y resoluciones por autoridad co	\$175,241.45	\$0.00	\$0.00	\$0.00	\$0.00	\$0.00	\$0.00	\$0.00	\$0.00	\$0.00	\$0.00	\$0.00	\$0.00	\$0.00	\$175,241.45
Sentencias y resoluciones por autoridad co	\$175,241.45	\$0.00	\$0.00	\$0.00	\$0.00	\$0.00	\$0.00	\$0.00	\$0.00	\$0.00	\$0.00	\$0.00	\$0.00	\$0.00	\$175,241.45
ISR remanente ejercicio anterior	\$175,241.45	\$0.00	\$0.00	\$0.00	\$0.00	\$0.00	\$0.00	\$0.00	\$0.00	\$0.00	\$0.00	\$0.00	\$0.00	\$0.00	\$175,241.45
2000 MATERIALES Y SUMINISTROS	\$945.34	\$0.00	\$0.00	\$945.34	\$0.00	\$0.00	\$0.00	\$0.00	\$0.00	\$0.00	\$0.00	\$0.00	\$0.00	\$945.34	\$0.00
MATERIALES DE ADMINISTRACION, EMIH	\$945.34	\$0.00	\$0.00	\$945.34	\$0.00	\$0.00	\$0.00	\$0.00	\$0.00	\$0.00	\$0.00	\$0.00	\$0.00	\$945.34	\$0.00





MUNICIPIO DE MINERAL DEL MONTE
HIDALGO

Analfítico Mensual de Egresos Pagados por Fuente de Financiamiento al 31/mar./2024
(Cuentas con Movimientos)

Fecha y hora de impresión: 08/abr./2024 12:22 p. m.

Usr: Conabilidad
Rep: rptAnalfiticoPresupuestoEgresos_FF

Objeto del Gasto	Presupuesto Vigente	Ene	Feb	Mar	Abr	May	Jun	Jul	Ago	Sep	Oct	Nov	Dic	Total	Diferencia (Vigente - Total)
2160 Material de limpieza	\$945.34	\$0.00	\$0.00	\$945.34	\$0.00	\$0.00	\$0.00	\$0.00	\$0.00	\$0.00	\$0.00	\$0.00	\$0.00	\$945.34	\$0.00
2161 Material de limpieza	\$945.34	\$0.00	\$0.00	\$945.34	\$0.00	\$0.00	\$0.00	\$0.00	\$0.00	\$0.00	\$0.00	\$0.00	\$0.00	\$945.34	\$0.00
ISR EBI remanente ejercicio anterior	\$945.34	\$0.00	\$0.00	\$945.34	\$0.00	\$0.00	\$0.00	\$0.00	\$0.00	\$0.00	\$0.00	\$0.00	\$0.00	\$945.34	\$0.00
2000 Focom remanente ejercicio anterior	\$109.25	\$0.00	\$0.00	\$109.25	\$0.00	\$0.00	\$0.00	\$0.00	\$0.00	\$0.00	\$0.00	\$0.00	\$0.00	\$109.25	\$0.00
2100 MATERIALES Y SUMINISTROS	\$109.25	\$0.00	\$0.00	\$109.25	\$0.00	\$0.00	\$0.00	\$0.00	\$0.00	\$0.00	\$0.00	\$0.00	\$0.00	\$109.25	\$0.00
2160 Material de limpieza	\$109.25	\$0.00	\$0.00	\$109.25	\$0.00	\$0.00	\$0.00	\$0.00	\$0.00	\$0.00	\$0.00	\$0.00	\$0.00	\$109.25	\$0.00
2161 Material de limpieza	\$109.25	\$0.00	\$0.00	\$109.25	\$0.00	\$0.00	\$0.00	\$0.00	\$0.00	\$0.00	\$0.00	\$0.00	\$0.00	\$109.25	\$0.00
Focom remanente ejercicio anterior	\$109.25	\$0.00	\$0.00	\$109.25	\$0.00	\$0.00	\$0.00	\$0.00	\$0.00	\$0.00	\$0.00	\$0.00	\$0.00	\$109.25	\$0.00
3000 IESP Gasolina Estatal (Multas Administrativas) Remanente ejercicio anterior	\$60.54	\$0.00	\$0.00	\$60.54	\$0.00	\$0.00	\$0.00	\$0.00	\$0.00	\$0.00	\$0.00	\$0.00	\$0.00	\$60.54	\$0.00
2100 MATERIALES DE ADMINISTRACIÓN, EMB	\$60.54	\$0.00	\$0.00	\$60.54	\$0.00	\$0.00	\$0.00	\$0.00	\$0.00	\$0.00	\$0.00	\$0.00	\$0.00	\$60.54	\$0.00
2160 Material de limpieza	\$60.54	\$0.00	\$0.00	\$60.54	\$0.00	\$0.00	\$0.00	\$0.00	\$0.00	\$0.00	\$0.00	\$0.00	\$0.00	\$60.54	\$0.00
2161 Material de limpieza	\$60.54	\$0.00	\$0.00	\$60.54	\$0.00	\$0.00	\$0.00	\$0.00	\$0.00	\$0.00	\$0.00	\$0.00	\$0.00	\$60.54	\$0.00
IESP Gasolina Estatal (Multas Adminit	\$60.54	\$0.00	\$0.00	\$60.54	\$0.00	\$0.00	\$0.00	\$0.00	\$0.00	\$0.00	\$0.00	\$0.00	\$0.00	\$60.54	\$0.00
2501 Fondo de Aportaciones para la Infraestructura Social Municipal (FAISM)	\$7,472,975.00	\$0.00	\$0.00	\$0.00	\$0.00	\$0.00	\$0.00	\$0.00	\$0.00	\$0.00	\$0.00	\$0.00	\$0.00	\$0.00	\$1,472,975.00
8000 INVERSIÓN PÚBLICA	\$7,472,975.00	\$0.00	\$0.00	\$0.00	\$0.00	\$0.00	\$0.00	\$0.00	\$0.00	\$0.00	\$0.00	\$0.00	\$0.00	\$0.00	\$1,472,975.00
8100 OBRA PÚBLICA EN BIENES DE DOMINIO	\$7,472,975.00	\$0.00	\$0.00	\$0.00	\$0.00	\$0.00	\$0.00	\$0.00	\$0.00	\$0.00	\$0.00	\$0.00	\$0.00	\$0.00	\$1,472,975.00
8150 Construcción de vías de comunicación	\$7,472,975.00	\$0.00	\$0.00	\$0.00	\$0.00	\$0.00	\$0.00	\$0.00	\$0.00	\$0.00	\$0.00	\$0.00	\$0.00	\$0.00	\$1,472,975.00
8151 Construcción de vías de comunicación	\$7,472,975.00	\$0.00	\$0.00	\$0.00	\$0.00	\$0.00	\$0.00	\$0.00	\$0.00	\$0.00	\$0.00	\$0.00	\$0.00	\$0.00	\$1,472,975.00
Fondo de Aportaciones para la Infraes	\$7,472,975.00	\$0.00	\$0.00	\$0.00	\$0.00	\$0.00	\$0.00	\$0.00	\$0.00	\$0.00	\$0.00	\$0.00	\$0.00	\$0.00	\$1,472,975.00
2502 Fondo de Aportaciones para el Fortalecimiento de los Municipios (FORTAMUN)	\$3,355,040.00	\$0.00	\$0.00	\$0.00	\$0.00	\$0.00	\$0.00	\$0.00	\$0.00	\$0.00	\$0.00	\$0.00	\$0.00	\$0.00	\$1,355,040.00
1000 REMUNERACIONES AL PERSONAL	\$3,355,040.00	\$0.00	\$0.00	\$0.00	\$0.00	\$0.00	\$0.00	\$0.00	\$0.00	\$0.00	\$0.00	\$0.00	\$0.00	\$0.00	\$1,355,040.00
1100 SERVICIOS PERSONALES	\$3,355,040.00	\$0.00	\$0.00	\$0.00	\$0.00	\$0.00	\$0.00	\$0.00	\$0.00	\$0.00	\$0.00	\$0.00	\$0.00	\$0.00	\$1,355,040.00
1130 Sueldos base al personal permanente	\$3,355,040.00	\$0.00	\$0.00	\$0.00	\$0.00	\$0.00	\$0.00	\$0.00	\$0.00	\$0.00	\$0.00	\$0.00	\$0.00	\$0.00	\$1,355,040.00
1131 Sueldos base al personal permanente	\$3,355,040.00	\$0.00	\$0.00	\$0.00	\$0.00	\$0.00	\$0.00	\$0.00	\$0.00	\$0.00	\$0.00	\$0.00	\$0.00	\$0.00	\$1,355,040.00
1300 REMUNERACIONES ADICIONALES Y ESF	\$945,333.32	\$1,569.08	\$0.00	\$0.00	\$0.00	\$0.00	\$0.00	\$0.00	\$0.00	\$0.00	\$0.00	\$0.00	\$0.00	\$1,569.08	\$945,333.32
1320 Primes de vacaciones, dominical y gratifica	\$945,333.32	\$1,569.08	\$0.00	\$0.00	\$0.00	\$0.00	\$0.00	\$0.00	\$0.00	\$0.00	\$0.00	\$0.00	\$0.00	\$1,569.08	\$945,333.32
1321 Primes de vacaciones	\$55,748.54	\$1,569.08	\$0.00	\$0.00	\$0.00	\$0.00	\$0.00	\$0.00	\$0.00	\$0.00	\$0.00	\$0.00	\$0.00	\$1,569.08	\$55,748.54
1322 Gratificación fin de año	\$890,586.78	\$0.00	\$0.00	\$0.00	\$0.00	\$0.00	\$0.00	\$0.00	\$0.00	\$0.00	\$0.00	\$0.00	\$0.00	\$0.00	\$890,586.78
1600 OTRAS PRESTACIONES SOCIALES Y EC	\$31,355.04	\$0.00	\$0.00	\$0.00	\$0.00	\$0.00	\$0.00	\$0.00	\$0.00	\$0.00	\$0.00	\$0.00	\$0.00	\$0.00	\$31,355.04
1640 Prestaciones contractuales	\$31,355.04	\$0.00	\$0.00	\$0.00	\$0.00	\$0.00	\$0.00	\$0.00	\$0.00	\$0.00	\$0.00	\$0.00	\$0.00	\$0.00	\$31,355.04

[Handwritten signature]



MUNICIPIO DE MINERAL DEL MONTE
HIDALGO

Analitico Mensual de Egresos Pagados por Fuente de Financiamiento al 31/mar./2024
(Cifras en pesos y centavos)

Fecha y hora de impresion 08/abr./2024 12:22 p. m.

Utr: Contabilidad
Rep: rptAnaliticoPresupuestoEgresos_FF

Objeto del Gasto	Presupuesto Vigente	Ene	Feb	Mar	Abr	May	Jun	Jul	Ago	Sep	Oct	Nov	Dic	Total	Diferencia (Vigente - total)
1545 Otras prestaciones contractuales	\$31,355.04	\$0.00	\$0.00	\$0.00	\$0.00	\$0.00	\$0.00	\$0.00	\$0.00	\$0.00	\$0.00	\$0.00	\$0.00	\$0.00	\$31,355.04
2000 MATERIALES Y SUMINISTROS	\$2,846,992.14	\$0.00	\$223,632.98	\$188,426.66	\$0.00	\$0.00	\$0.00	\$0.00	\$0.00	\$0.00	\$0.00	\$0.00	\$0.00	\$412,059.64	\$1,624,932.50
2600 COMBUSTIBLES, LUBRICANTES Y ADITIV	\$2,107,294.74	\$0.00	\$223,632.98	\$188,426.66	\$0.00	\$0.00	\$0.00	\$0.00	\$0.00	\$0.00	\$0.00	\$0.00	\$0.00	\$412,059.64	\$1,285,235.10
2610 Combustibles, lubricantes y aditivos	\$2,107,294.74	\$0.00	\$223,632.98	\$188,426.66	\$0.00	\$0.00	\$0.00	\$0.00	\$0.00	\$0.00	\$0.00	\$0.00	\$0.00	\$412,059.64	\$2,295,236.10
2611 Combustibles, lubricantes y aditivos	\$2,107,294.74	\$0.00	\$223,632.98	\$188,426.66	\$0.00	\$0.00	\$0.00	\$0.00	\$0.00	\$0.00	\$0.00	\$0.00	\$0.00	\$412,059.64	\$2,295,236.10
2700 VESTUARIO, BLANCOS, PRENDAS DE PI	\$91,477.56	\$0.00	\$0.00	\$0.00	\$0.00	\$0.00	\$0.00	\$0.00	\$0.00	\$0.00	\$0.00	\$0.00	\$0.00	\$0.00	\$91,477.56
2710 Vestuario y uniformes	\$91,477.56	\$0.00	\$0.00	\$0.00	\$0.00	\$0.00	\$0.00	\$0.00	\$0.00	\$0.00	\$0.00	\$0.00	\$0.00	\$0.00	\$91,477.56
2900 HERRAMIENTAS, REPARACIONES Y ACCE	\$47,619.84	\$0.00	\$0.00	\$0.00	\$0.00	\$0.00	\$0.00	\$0.00	\$0.00	\$0.00	\$0.00	\$0.00	\$0.00	\$0.00	\$47,619.84
2960 Refacciones y accesorios menores de equi	\$47,619.84	\$0.00	\$0.00	\$0.00	\$0.00	\$0.00	\$0.00	\$0.00	\$0.00	\$0.00	\$0.00	\$0.00	\$0.00	\$0.00	\$47,619.84
2961 Refacciones y accesorios menores de equi	\$47,619.84	\$0.00	\$0.00	\$0.00	\$0.00	\$0.00	\$0.00	\$0.00	\$0.00	\$0.00	\$0.00	\$0.00	\$0.00	\$0.00	\$47,619.84
3000 SERVICIOS GENERALES	\$4,138,470.42	\$0.00	\$238,448.77	\$186,662.04	\$0.00	\$0.00	\$0.00	\$0.00	\$0.00	\$0.00	\$0.00	\$0.00	\$0.00	\$425,012.71	\$4,714,487.71
3100 SERVICIOS BASICOS	\$2,324,693.28	\$0.00	\$208,891.00	\$167,664.00	\$0.00	\$0.00	\$0.00	\$0.00	\$0.00	\$0.00	\$0.00	\$0.00	\$0.00	\$384,545.00	\$1,960,148.28
3110 Energia electrica	\$2,324,693.28	\$0.00	\$208,891.00	\$167,664.00	\$0.00	\$0.00	\$0.00	\$0.00	\$0.00	\$0.00	\$0.00	\$0.00	\$0.00	\$384,545.00	\$1,960,148.28
3111 Energia electrica	\$2,324,693.28	\$0.00	\$208,891.00	\$167,664.00	\$0.00	\$0.00	\$0.00	\$0.00	\$0.00	\$0.00	\$0.00	\$0.00	\$0.00	\$384,545.00	\$1,960,148.28
3300 SERVICIOS PROFESIONALES, CIENTIFIC	\$758,800.00	\$0.00	\$0.00	\$0.00	\$0.00	\$0.00	\$0.00	\$0.00	\$0.00	\$0.00	\$0.00	\$0.00	\$0.00	\$0.00	\$758,800.00
3340 Servicios de capacitacion	\$758,800.00	\$0.00	\$0.00	\$0.00	\$0.00	\$0.00	\$0.00	\$0.00	\$0.00	\$0.00	\$0.00	\$0.00	\$0.00	\$0.00	\$758,800.00
3341 Servicios de capacitacion	\$758,800.00	\$0.00	\$0.00	\$0.00	\$0.00	\$0.00	\$0.00	\$0.00	\$0.00	\$0.00	\$0.00	\$0.00	\$0.00	\$0.00	\$758,800.00
3390 Servicios profesionales, cientificos y tecnor	\$550,000.00	\$0.00	\$0.00	\$0.00	\$0.00	\$0.00	\$0.00	\$0.00	\$0.00	\$0.00	\$0.00	\$0.00	\$0.00	\$0.00	\$550,000.00
3392 Evaluaciones Elementos de Seguridad Pul	\$550,000.00	\$0.00	\$0.00	\$0.00	\$0.00	\$0.00	\$0.00	\$0.00	\$0.00	\$0.00	\$0.00	\$0.00	\$0.00	\$0.00	\$550,000.00
3500 SERVICIOS DE INSTALACION, REPARAC	\$180,000.00	\$0.00	\$21,056.77	\$19,719.94	\$0.00	\$0.00	\$0.00	\$0.00	\$0.00	\$0.00	\$0.00	\$0.00	\$0.00	\$40,776.71	\$139,223.29
3550 Reparación y mantenimiento de equipo de	\$180,000.00	\$0.00	\$21,056.77	\$19,719.94	\$0.00	\$0.00	\$0.00	\$0.00	\$0.00	\$0.00	\$0.00	\$0.00	\$0.00	\$40,776.71	\$139,223.29
3551 Reparación y mantenimiento de equipo de	\$180,000.00	\$0.00	\$21,056.77	\$19,719.94	\$0.00	\$0.00	\$0.00	\$0.00	\$0.00	\$0.00	\$0.00	\$0.00	\$0.00	\$40,776.71	\$139,223.29
3900 OTROS SERVICIOS GENERALES	\$175,877.08	\$0.00	\$10,512.00	\$8,176.06	\$0.00	\$0.00	\$0.00	\$0.00	\$0.00	\$0.00	\$0.00	\$0.00	\$0.00	\$18,688.06	\$157,189.02
3920 Impuestos y derechos	\$175,877.08	\$0.00	\$10,512.00	\$8,176.06	\$0.00	\$0.00	\$0.00	\$0.00	\$0.00	\$0.00	\$0.00	\$0.00	\$0.00	\$18,688.06	\$157,189.02
3921 Impuestos y derechos	\$175,877.08	\$0.00	\$10,512.00	\$8,176.06	\$0.00	\$0.00	\$0.00	\$0.00	\$0.00	\$0.00	\$0.00	\$0.00	\$0.00	\$18,688.06	\$157,189.02
3980 Impuesto sobre nominas y otros que se de	\$138,541.08	\$0.00	\$10,512.00	\$8,176.06	\$0.00	\$0.00	\$0.00	\$0.00	\$0.00	\$0.00	\$0.00	\$0.00	\$0.00	\$18,688.06	\$119,853.02
3581 Impuesto sobre nominas y otros que se de	\$138,541.08	\$0.00	\$10,512.00	\$8,176.06	\$0.00	\$0.00	\$0.00	\$0.00	\$0.00	\$0.00	\$0.00	\$0.00	\$0.00	\$18,688.06	\$119,853.02
Fondo de Aportaciones para el Fortale	\$13,307,071.00	\$547,487.43	\$811,588.49	\$753,142.11	\$0.00	\$0.00	\$0.00	\$0.00	\$0.00	\$0.00	\$0.00	\$0.00	\$0.00	\$1,092,117.93	\$12,214,953.07
Total Final	\$72,503,696.73	\$3,520,057.22	\$4,743,265.49	\$3,388,120.77	\$0.00	\$0.00	\$0.00	\$0.00	\$0.00	\$0.00	\$0.00	\$0.00	\$0.00	\$6,914,887.46	\$65,588,809.27



MUNICIPIO DE MINERAL DEL MONTE
HIDALGO

Análisis Mensual de Egresos Pagados por Fuente de Financiamiento al 31/mar./2024

(Cuentas con Movimientos)
(Cifras en pesos y centavos)

Fecha y hora de Impresión: 08/abr./2024 12:22 p. m.

Objeto del Gasto	Presupuesto Vigente	Ene												Total	Diferencia (Vigente - Total)
		Feb	Mar	Abr	May	Jun	Jul	Ago	Sep	Oct	Nov	Dic			
PRESIDENTE MUNICIPAL CONSTITUCIONAL		[Signature]													
		L.C. ALEJANDRO SIERRA TELLO													
L.C. LEIDY HERNANDEZ GARCIA SÍNDICO PROCURADOR		[Signature]													
		L.C. ANA LAURA ZACATECO LUNA TESORERA MUNICIPAL													