



# MUNICIPIO DE MINERAL DEL MONTE HIDALGO

## Estado del Ejercicio del Presupuesto de Egresos por Capítulo del Gasto Al 31/mar./2024

Objeto del Gasto	Aprobado	Ampliaciones / (Reducciones)	Presupuesto Vigente	Comprometido	Presupuesto Disponible para Comprometer	Devengado	Comprometido No Devengado	Presupuesto Sin Devengar	Ejercido	Pagado	Cuentas por Pagar Deuda
2120 Materiales y útiles de impresión y reproducción	\$37,293.74	-\$20,208.58	\$17,085.16	\$19,627.20	-\$2,540.04	\$19,627.20	\$0.00	-\$2,540.04	\$19,627.20	\$19,627.20	\$0.00
2121 Materiales y útiles de impresión y reproducción	\$37,293.74	-\$20,208.58	\$17,085.16	\$19,627.20	-\$2,540.04	\$19,627.20	\$0.00	-\$2,540.04	\$19,627.20	\$19,627.20	\$0.00
2140 Materiales, útiles y equipos menores de tecnologías de I	\$7,556.40	\$0.00	\$7,556.40	\$3,386.00	\$4,170.40	\$3,386.00	\$0.00	\$4,170.40	\$3,386.00	\$3,386.00	\$0.00
2141 Materiales, útiles y equipos menores de tecnologías de I	\$7,556.40	\$0.00	\$7,556.40	\$3,386.00	\$4,170.40	\$3,386.00	\$0.00	\$4,170.40	\$3,386.00	\$3,386.00	\$0.00
2150 Material impreso e información digital	\$258,008.88	-\$86,714.04	\$171,294.84	\$36,203.60	\$135,091.24	\$36,203.60	\$0.00	\$135,091.24	\$36,203.60	\$36,203.60	\$0.00
2151 Material impreso e información digital	\$258,008.88	-\$86,714.04	\$171,294.84	\$36,203.60	\$135,091.24	\$36,203.60	\$0.00	\$135,091.24	\$36,203.60	\$36,203.60	\$0.00
2180 Material de limpieza	\$389,970.24	-\$160,840.09	\$229,130.15	\$6,143.57	\$222,986.58	\$6,143.57	\$0.00	\$222,986.58	\$6,143.57	\$6,143.57	\$0.00
2181 Material de limpieza	\$389,970.24	-\$160,840.09	\$229,130.15	\$6,143.57	\$222,986.58	\$6,143.57	\$0.00	\$222,986.58	\$6,143.57	\$6,143.57	\$0.00
2170 Materias y útiles de enseñanza	\$18,105.00	\$0.00	\$18,105.00	\$0.00	\$18,105.00	\$0.00	\$0.00	\$18,105.00	\$0.00	\$0.00	\$0.00
2171 Materias y útiles de enseñanza	\$18,105.00	\$0.00	\$18,105.00	\$0.00	\$18,105.00	\$0.00	\$0.00	\$18,105.00	\$0.00	\$0.00	\$0.00
2180 Materias para el registro e identificación de bienes y pe	\$0.00	\$30,000.00	\$30,000.00	\$20,880.00	\$9,120.00	\$20,880.00	\$0.00	\$9,120.00	\$20,880.00	\$20,880.00	\$0.00
2181 Formas Valoradas	\$0.00	\$30,000.00	\$30,000.00	\$20,880.00	\$9,120.00	\$20,880.00	\$0.00	\$9,120.00	\$20,880.00	\$20,880.00	\$0.00
2200 ALIMENTOS Y UTENSILIOS	\$1,221,982.16	-\$75,680.00	\$1,146,302.16	\$170,789.51	\$976,592.65	\$170,789.51	\$0.00	\$976,592.65	\$170,789.51	\$170,789.51	\$0.00
2210 Productos alimenticios para personas	\$1,168,635.72	-\$75,680.00	\$1,093,035.72	\$148,781.96	\$944,253.76	\$148,781.96	\$0.00	\$944,253.76	\$148,781.96	\$148,781.96	\$0.00
2211 Productos alimenticios para personas	\$1,168,635.72	-\$75,680.00	\$1,093,035.72	\$148,781.96	\$944,253.76	\$148,781.96	\$0.00	\$944,253.76	\$148,781.96	\$148,781.96	\$0.00
2230 Utensilios para el servicio de alimentación	\$53,326.44	\$0.00	\$53,326.44	\$21,987.55	\$31,338.89	\$21,987.55	\$0.00	\$31,338.89	\$21,987.55	\$21,987.55	\$0.00
2231 Utensilios para el servicio de alimentación	\$53,326.44	\$0.00	\$53,326.44	\$21,987.55	\$31,338.89	\$21,987.55	\$0.00	\$31,338.89	\$21,987.55	\$21,987.55	\$0.00
2400 MATERIALES Y ARTÍCULOS DE CONSTRUCCIÓN Y D	\$715,647.04	-\$202,736.64	\$512,910.40	\$122,843.50	\$389,967.50	\$122,843.50	\$0.00	\$389,967.50	\$122,843.50	\$122,843.50	\$0.00
2410 Productos minerales no metálicos	\$86,135.64	-\$30,000.00	\$56,135.64	\$17,400.00	\$38,735.64	\$17,400.00	\$0.00	\$38,735.64	\$17,400.00	\$17,400.00	\$0.00
2411 Productos minerales no metálicos	\$86,135.64	-\$30,000.00	\$56,135.64	\$17,400.00	\$38,735.64	\$17,400.00	\$0.00	\$38,735.64	\$17,400.00	\$17,400.00	\$0.00
2420 Cemento y productos de concreto	\$7,730.40	\$0.00	\$7,730.40	\$26,827.95	-\$19,097.55	\$26,827.95	\$0.00	-\$19,097.55	\$26,827.95	\$26,827.95	\$0.00
2421 Cemento y productos de concreto	\$7,730.40	\$0.00	\$7,730.40	\$26,827.95	-\$19,097.55	\$26,827.95	\$0.00	-\$19,097.55	\$26,827.95	\$26,827.95	\$0.00
2440 Madera y productos de madera	\$10,778.76	\$0.00	\$10,778.76	\$0.00	\$10,778.76	\$0.00	\$0.00	\$10,778.76	\$0.00	\$0.00	\$0.00
2441 Madera y productos de madera	\$10,778.76	\$0.00	\$10,778.76	\$0.00	\$10,778.76	\$0.00	\$0.00	\$10,778.76	\$0.00	\$0.00	\$0.00
2450 Vidrio y productos de vidrio	\$3,000.00	\$0.00	\$3,000.00	\$0.00	\$3,000.00	\$0.00	\$0.00	\$3,000.00	\$0.00	\$0.00	\$0.00
2451 Vidrio y productos de vidrio	\$3,000.00	\$0.00	\$3,000.00	\$0.00	\$3,000.00	\$0.00	\$0.00	\$3,000.00	\$0.00	\$0.00	\$0.00
2460 Material eléctrico y electrónico	\$443,804.28	-\$172,736.04	\$271,068.24	\$55,197.55	\$215,870.69	\$55,197.55	\$0.00	\$215,870.69	\$55,197.55	\$55,197.55	\$0.00
2461 Material eléctrico y electrónico	\$443,804.28	-\$172,736.04	\$271,068.24	\$55,197.55	\$215,870.69	\$55,197.55	\$0.00	\$215,870.69	\$55,197.55	\$55,197.55	\$0.00
2470 Artículos metálicos para la construcción	\$12,155.64	\$0.00	\$12,155.64	\$0.00	\$12,155.64	\$0.00	\$0.00	\$12,155.64	\$0.00	\$0.00	\$0.00
2471 Artículos metálicos para la construcción	\$12,155.64	\$0.00	\$12,155.64	\$0.00	\$12,155.64	\$0.00	\$0.00	\$12,155.64	\$0.00	\$0.00	\$0.00
2480 Materiales complementarios	\$9,000.00	\$0.00	\$9,000.00	\$0.00	\$9,000.00	\$0.00	\$0.00	\$9,000.00	\$0.00	\$0.00	\$0.00
2481 Materiales complementarios	\$9,000.00	\$0.00	\$9,000.00	\$0.00	\$9,000.00	\$0.00	\$0.00	\$9,000.00	\$0.00	\$0.00	\$0.00
2490 Otros materiales y artículos de construcción y reparación	\$142,942.32	\$0.00	\$142,942.32	\$23,418.00	\$119,524.32	\$23,418.00	\$0.00	\$119,524.32	\$23,418.00	\$23,418.00	\$0.00
2491 Otros materiales y artículos de construcción y reparación	\$142,942.32	\$0.00	\$142,942.32	\$23,418.00	\$119,524.32	\$23,418.00	\$0.00	\$119,524.32	\$23,418.00	\$23,418.00	\$0.00
2500 PRODUCTOS QUÍMICOS, FARMACÉUTICOS Y DE LAE	\$60,343.32	\$0.00	\$60,343.32	\$15,769.50	\$44,573.82	\$15,769.50	\$0.00	\$44,573.82	\$15,769.50	\$15,769.50	\$0.00





# MUNICIPIO DE MINERAL DEL MONTE HIDALGO

## Estado del Ejercicio del Presupuesto de Egresos por Capitulo del Gasto Al 31/mar./2024

Objeto del Gasto	Aprobado	Ampliaciones / (Reducciones)	Presupuesto Vigente	Comprometido	Presupuesto Disponible para Comprometer	Devengado	Comprometido No Devengado	Presupuesto Sin Devengar	Ejercido	Pagado	Cuentas por Pagar Deuda
2530 Medicinas y productos farmacéuticos	\$41,244.60	\$0.00	\$41,244.60	\$15,769.50	\$25,475.10	\$15,769.50	\$0.00	\$25,475.10	\$15,769.50	\$15,769.50	\$0.00
2531 Medicinas y productos farmacéuticos	\$41,244.60	\$0.00	\$41,244.60	\$15,769.50	\$25,475.10	\$15,769.50	\$0.00	\$25,475.10	\$15,769.50	\$15,769.50	\$0.00
2540 Materiales, accesorios y suministros médicos	\$5,389.76	\$0.00	\$5,389.76	\$0.00	\$5,389.76	\$0.00	\$0.00	\$5,389.76	\$0.00	\$0.00	\$0.00
2541 Materiales, accesorios y suministros médicos	\$5,389.76	\$0.00	\$5,389.76	\$0.00	\$5,389.76	\$0.00	\$0.00	\$5,389.76	\$0.00	\$0.00	\$0.00
2590 Otros productos químicos	\$13,728.96	\$0.00	\$13,728.96	\$0.00	\$13,728.96	\$0.00	\$0.00	\$13,728.96	\$0.00	\$0.00	\$0.00
2591 Otros productos químicos	\$13,728.96	\$0.00	\$13,728.96	\$0.00	\$13,728.96	\$0.00	\$0.00	\$13,728.96	\$0.00	\$0.00	\$0.00
2800 COMBUSTIBLES, LUBRICANTES Y ADITIVOS	\$7,577,233.20	-\$941,699.06	\$6,635,534.14	\$1,538,261.39	\$5,097,272.75	\$1,538,261.39	\$0.00	\$5,097,272.75	\$1,538,261.39	\$1,067,146.13	\$471,115.25
2810 Combustibles, lubricantes y aditivos	\$7,577,233.20	-\$941,699.06	\$6,635,534.14	\$1,538,261.39	\$5,097,272.75	\$1,538,261.39	\$0.00	\$5,097,272.75	\$1,538,261.39	\$1,067,146.13	\$471,115.25
2811 Combustibles, lubricantes y aditivos	\$7,577,233.20	-\$941,699.06	\$6,635,534.14	\$1,538,261.39	\$5,097,272.75	\$1,538,261.39	\$0.00	\$5,097,272.75	\$1,538,261.39	\$1,067,146.13	\$471,115.25
2700 VESTUARIO, BLANCOS, PRENDAS DE PROTECCION	\$328,316.44	-\$81,837.96	\$246,478.48	\$3,904.42	\$242,573.06	\$3,904.42	\$0.00	\$242,573.06	\$3,904.42	\$3,904.42	\$0.00
2710 Vestuario y uniformes	\$273,316.48	-\$81,837.96	\$191,478.52	\$0.00	\$191,477.52	\$0.00	\$0.00	\$191,477.52	\$0.00	\$0.00	\$0.00
2711 Vestuario y uniformes	\$273,316.48	-\$81,837.96	\$191,478.52	\$0.00	\$191,477.52	\$0.00	\$0.00	\$191,477.52	\$0.00	\$0.00	\$0.00
2720 Prendas de seguridad y protección personal	\$25,000.00	\$0.00	\$25,000.00	\$2,804.42	\$22,195.58	\$2,804.42	\$0.00	\$22,195.58	\$2,804.42	\$2,804.42	\$0.00
2721 Prendas de seguridad y protección personal	\$25,000.00	\$0.00	\$25,000.00	\$2,804.42	\$22,195.58	\$2,804.42	\$0.00	\$22,195.58	\$2,804.42	\$2,804.42	\$0.00
2730 Artículos deportivos	\$29,999.96	\$0.00	\$29,999.96	\$1,100.00	\$28,899.96	\$1,100.00	\$0.00	\$28,899.96	\$1,100.00	\$1,100.00	\$0.00
2731 Artículos deportivos	\$29,999.96	\$0.00	\$29,999.96	\$1,100.00	\$28,899.96	\$1,100.00	\$0.00	\$28,899.96	\$1,100.00	\$1,100.00	\$0.00
2800 HERRAMIENTAS, REACCIONES Y ACCESORIOS MEI	\$391,691.64	-\$30,000.00	\$361,691.64	\$13,396.55	\$348,296.09	\$13,396.55	\$0.00	\$348,296.09	\$13,396.55	\$13,396.55	\$0.00
2910 Herramientas menores	\$34,287.00	\$0.00	\$34,287.00	\$5,665.00	\$28,622.00	\$5,665.00	\$0.00	\$28,622.00	\$5,665.00	\$5,665.00	\$0.00
2911 Herramientas menores	\$34,287.00	\$0.00	\$34,287.00	\$5,665.00	\$28,622.00	\$5,665.00	\$0.00	\$28,622.00	\$5,665.00	\$5,665.00	\$0.00
2930 Refacciones y accesorios menores de mobiliario y equip	\$9,999.96	\$0.00	\$9,999.96	\$0.00	\$9,999.96	\$0.00	\$0.00	\$9,999.96	\$0.00	\$0.00	\$0.00
2931 Refacciones y accesorios menores de mobiliario y equip	\$9,999.96	\$0.00	\$9,999.96	\$0.00	\$9,999.96	\$0.00	\$0.00	\$9,999.96	\$0.00	\$0.00	\$0.00
2940 Refacciones y accesorios menores de equipo de comput	\$5,000.04	\$0.00	\$5,000.04	\$0.00	\$5,000.04	\$0.00	\$0.00	\$5,000.04	\$0.00	\$0.00	\$0.00
2941 Refacciones y accesorios menores de equipo de comput	\$5,000.04	\$0.00	\$5,000.04	\$0.00	\$5,000.04	\$0.00	\$0.00	\$5,000.04	\$0.00	\$0.00	\$0.00
2960 Refacciones y accesorios menores de equipo de transp	\$342,404.64	-\$30,000.00	\$312,404.64	\$7,730.55	\$304,674.09	\$7,730.55	\$0.00	\$304,674.09	\$7,730.55	\$7,730.55	\$0.00
2961 Refacciones y accesorios menores de equipo de transp	\$342,404.64	-\$30,000.00	\$312,404.64	\$7,730.55	\$304,674.09	\$7,730.55	\$0.00	\$304,674.09	\$7,730.55	\$7,730.55	\$0.00
3000 SERVICIOS GENERALES	\$21,789,622.92	-\$8,387,389.84	\$13,402,233.08	\$3,252,767.46	\$10,149,465.62	\$3,252,767.46	\$0.00	\$10,149,465.62	\$3,252,767.46	\$3,159,735.46	\$93,032.00
3100 SERVICIOS BASICOS	\$4,222,247.16	-\$1,054,270.08	\$3,167,977.08	\$488,630.33	\$2,679,346.75	\$488,630.33	\$0.00	\$2,679,346.75	\$488,630.33	\$488,630.33	\$0.00
3110 Energía eléctrica	\$3,021,767.41	\$0.00	\$3,021,767.41	\$480,565.02	\$2,561,202.39	\$480,565.02	\$0.00	\$2,561,202.39	\$480,565.02	\$480,565.02	\$0.00
3111 Energía eléctrica	\$3,021,767.41	\$0.00	\$3,021,767.41	\$480,565.02	\$2,561,202.39	\$480,565.02	\$0.00	\$2,561,202.39	\$480,565.02	\$480,565.02	\$0.00
3120 Gas	\$37,646.50	\$0.00	\$37,646.50	\$5,536.23	\$32,110.27	\$5,536.23	\$0.00	\$32,110.27	\$5,536.23	\$5,536.23	\$0.00
3121 Gas	\$37,646.50	\$0.00	\$37,646.50	\$5,536.23	\$32,110.27	\$5,536.23	\$0.00	\$32,110.27	\$5,536.23	\$5,536.23	\$0.00
3130 Agua	\$45,112.31	\$0.00	\$45,112.31	\$9,136.48	\$35,975.83	\$9,136.48	\$0.00	\$35,975.83	\$9,136.48	\$9,136.48	\$0.00
3131 Agua	\$45,112.31	\$0.00	\$45,112.31	\$9,136.48	\$35,975.83	\$9,136.48	\$0.00	\$35,975.83	\$9,136.48	\$9,136.48	\$0.00
3140 Telefonía tradicional	\$59,506.00	\$0.00	\$59,506.00	\$10,017.00	\$49,489.00	\$10,017.00	\$0.00	\$49,489.00	\$10,017.00	\$10,017.00	\$0.00
3141 Telefonía tradicional	\$59,506.00	\$0.00	\$59,506.00	\$10,017.00	\$49,489.00	\$10,017.00	\$0.00	\$49,489.00	\$10,017.00	\$10,017.00	\$0.00






# MUNICIPIO DE MINERAL DEL MONTE HIDALGO

Estado del Ejercicio del Presupuesto de Egresos por Capitulo del Gasto Al 31/mar./2024

Objeto del Gasto	Aprobado	Ampliaciones/ (Reduccionales)	Presupuesto Vigente	Comprometido	Presupuesto Disponible para Comprometer	Devengado	Comprometido No Devengado	Presupuesto Sin Devengar	Ejercido	Pagado	Cuentas por Pagar Deuda
3160 Servicios de telecomunicaciones y satelites	\$33,999.96	-\$33,999.96	\$0.00	\$0.00	\$0.00	\$0.00	\$0.00	\$0.00	\$0.00	\$0.00	\$0.00
3161 Servicios de telecomunicaciones y satelites	\$33,999.96	-\$33,999.96	\$0.00	\$0.00	\$0.00	\$0.00	\$0.00	\$0.00	\$0.00	\$0.00	\$0.00
3170 Servicios de acceso de Internet, redes y procesamiento	\$1,023,645.72	-\$1,020,270.12	\$3,375.60	\$3,375.60	\$0.00	\$3,375.60	\$0.00	\$0.00	\$3,375.60	\$3,375.50	\$0.00
3171 Servicios de acceso de Internet, redes y procesamiento	\$1,023,645.72	-\$1,020,270.12	\$3,375.60	\$3,375.60	\$0.00	\$3,375.60	\$0.00	\$0.00	\$3,375.60	\$3,375.50	\$0.00
3180 Servicios postales y telefonicos	\$569.26	\$0.00	\$569.26	\$0.00	\$569.26	\$0.00	\$0.00	\$569.26	\$0.00	\$0.00	\$0.00
3181 Servicios postales y telefonicos	\$569.26	\$0.00	\$569.26	\$0.00	\$569.26	\$0.00	\$0.00	\$569.26	\$0.00	\$0.00	\$0.00
<b>3200 SERVICIOS DE ARRENDAMIENTO</b>	<b>\$2,412,724.32</b>	<b>-\$1,425,481.64</b>	<b>\$987,232.68</b>	<b>\$207,461.36</b>	<b>\$779,771.32</b>	<b>\$207,461.36</b>	<b>\$0.00</b>	<b>\$779,771.32</b>	<b>\$207,461.36</b>	<b>\$207,461.36</b>	<b>\$0.00</b>
3230 Arrendamiento de mobiliario y equipo de administracion,	\$25,852.68	\$0.00	\$25,852.68	\$0.00	\$25,852.68	\$0.00	\$0.00	\$25,852.68	\$0.00	\$0.00	\$0.00
3231 Arrendamiento de mobiliario y equipo de administracion,	\$25,852.68	\$0.00	\$25,852.68	\$0.00	\$25,852.68	\$0.00	\$0.00	\$25,852.68	\$0.00	\$0.00	\$0.00
3250 Arrendamiento de equipo de transporte	\$534,228.00	-\$179,916.00	\$354,312.00	\$15,312.00	\$339,000.00	\$15,312.00	\$0.00	\$339,000.00	\$15,312.00	\$15,312.00	\$0.00
3251 Arrendamiento de equipo de transporte	\$534,228.00	-\$179,916.00	\$354,312.00	\$15,312.00	\$339,000.00	\$15,312.00	\$0.00	\$339,000.00	\$15,312.00	\$15,312.00	\$0.00
3260 Arrendamiento de maquinaria, otros equipos y herramier	\$1,320,706.08	-\$1,003,375.88	\$317,330.40	\$10,440.00	\$306,890.40	\$10,440.00	\$0.00	\$306,890.40	\$10,440.00	\$10,440.00	\$0.00
3261 Arrendamiento de maquinaria, otros equipos y herramier	\$1,320,706.08	-\$1,003,375.88	\$317,330.40	\$10,440.00	\$306,890.40	\$10,440.00	\$0.00	\$306,890.40	\$10,440.00	\$10,440.00	\$0.00
3270 Arrendamiento de activos intangibles	\$102,999.96	-\$45,000.00	\$57,999.96	\$13,752.96	\$44,247.00	\$13,752.96	\$0.00	\$44,247.00	\$13,752.96	\$13,752.96	\$0.00
3271 Arrendamiento de activos intangibles	\$102,999.96	-\$45,000.00	\$57,999.96	\$13,752.96	\$44,247.00	\$13,752.96	\$0.00	\$44,247.00	\$13,752.96	\$13,752.96	\$0.00
3290 Otros arrendamientos	\$428,937.60	-\$197,189.96	\$231,737.64	\$167,956.40	\$63,781.24	\$167,956.40	\$0.00	\$63,781.24	\$167,956.40	\$167,956.40	\$0.00
3291 Otros arrendamientos	\$428,937.60	-\$197,189.96	\$231,737.64	\$167,956.40	\$63,781.24	\$167,956.40	\$0.00	\$63,781.24	\$167,956.40	\$167,956.40	\$0.00
<b>3300 SERVICIOS PROFESIONALES, CIENTIFICOS, TÉCNICO</b>	<b>\$3,340,776.96</b>	<b>-\$1,876,825.00</b>	<b>\$1,463,951.96</b>	<b>\$336,674.00</b>	<b>\$1,127,277.96</b>	<b>\$336,674.00</b>	<b>\$0.00</b>	<b>\$1,127,277.96</b>	<b>\$336,674.00</b>	<b>\$243,642.00</b>	<b>\$83,032.00</b>
3310 Servicios legales, de contabilidad, auditoria y relacionad	\$688,104.82	-\$357,824.96	\$310,279.96	\$294,640.00	\$15,639.96	\$294,640.00	\$0.00	\$15,639.96	\$294,640.00	\$201,608.00	\$93,032.00
3311 Servicios legales, de contabilidad, auditoria y relacionad	\$688,104.82	-\$357,824.96	\$310,279.96	\$294,640.00	\$15,639.96	\$294,640.00	\$0.00	\$15,639.96	\$294,640.00	\$201,608.00	\$93,032.00
3320 Servicios de diseño, arquitectura, ingenieria y actividad	\$18,251.76	\$0.00	\$18,251.76	\$0.00	\$18,251.76	\$0.00	\$0.00	\$18,251.76	\$0.00	\$0.00	\$0.00
3321 Servicios de diseño, arquitectura, ingenieria y actividad	\$18,251.76	\$0.00	\$18,251.76	\$0.00	\$18,251.76	\$0.00	\$0.00	\$18,251.76	\$0.00	\$0.00	\$0.00
3330 Servicios de consultoria administrativa, procesos, técnic	\$0.00	\$1,500.00	\$1,500.00	\$0.00	\$340.00	\$1,160.00	\$0.00	\$340.00	\$1,160.00	\$1,160.00	\$0.00
3331 Servicios de consultoria administrativa, procesos, técnic	\$0.00	\$1,500.00	\$1,500.00	\$0.00	\$340.00	\$1,160.00	\$0.00	\$340.00	\$1,160.00	\$1,160.00	\$0.00
3340 Servicios de capacitación	\$454,800.00	-\$39,500.04	\$415,299.96	\$0.00	\$415,299.96	\$0.00	\$0.00	\$415,299.96	\$0.00	\$0.00	\$0.00
3341 Servicios de capacitación	\$454,800.00	-\$39,500.04	\$415,299.96	\$0.00	\$415,299.96	\$0.00	\$0.00	\$415,299.96	\$0.00	\$0.00	\$0.00
3350 Servicios de apoyo administrativo, traduccion, fotocopiad	\$2,019,983.40	-\$1,980,999.96	\$38,983.44	\$20,874.00	\$18,109.44	\$20,874.00	\$0.00	\$18,109.44	\$20,874.00	\$20,874.00	\$0.00
3351 Servicios de apoyo administrativo, traduccion, fotocopiad	\$2,019,983.40	-\$1,980,999.96	\$38,983.44	\$20,874.00	\$18,109.44	\$20,874.00	\$0.00	\$18,109.44	\$20,874.00	\$20,874.00	\$0.00
3390 Servicios profesionales, científicos y técnicos integrales	\$175,636.88	\$499,999.96	\$675,636.84	\$20,000.00	\$655,636.84	\$20,000.00	\$0.00	\$655,636.84	\$20,000.00	\$20,000.00	\$0.00
3391 Servicios profesionales, científicos y técnicos integrales	\$175,636.88	\$499,999.96	\$675,636.84	\$20,000.00	\$655,636.84	\$20,000.00	\$0.00	\$655,636.84	\$20,000.00	\$20,000.00	\$0.00
3392 Evaluaciones Elementos de Seguridad Publica	\$0.00	\$550,000.00	\$550,000.00	\$0.00	\$550,000.00	\$0.00	\$0.00	\$550,000.00	\$0.00	\$0.00	\$0.00
<b>3400 SERVICIOS FINANCIEROS, BANCARIOS Y COMERCIA</b>	<b>\$919,085.28</b>	<b>-\$603,092.64</b>	<b>\$355,992.64</b>	<b>\$274,996.07</b>	<b>\$80,997.57</b>	<b>\$274,996.07</b>	<b>\$0.00</b>	<b>\$80,997.57</b>	<b>\$274,996.07</b>	<b>\$274,996.07</b>	<b>\$0.00</b>
3410 Servicios financieros y bancarios	\$87,771.72	\$0.00	\$87,771.72	\$15,197.56	\$72,574.16	\$15,197.56	\$0.00	\$72,574.16	\$15,197.56	\$15,197.56	\$0.00
3411 Comisiones Bancarias	\$87,771.72	\$0.00	\$87,771.72	\$15,197.56	\$72,574.16	\$15,197.56	\$0.00	\$72,574.16	\$15,197.56	\$15,197.56	\$0.00
3412 Avalúo de bienes muebles	\$35,000.00	\$0.00	\$35,000.00	\$0.00	\$35,000.00	\$0.00	\$0.00	\$35,000.00	\$0.00	\$0.00	\$0.00





MUNICIPIO DE MINERAL DEL MONTE  
HIDALGO  
Estado del Ejercicio del Presupuesto de Egresos por Capítulo del Gasto Al 31/mar./2024

Objeto del Gasto	Aprobado	Ampliaciones / (Reducciones)	Presupuesto Vigente	Comprometido	Presupuesto Disponible para		Comprometido No Devengado	Presupuesto Sin Devengar	Ejercido	Pagado	Cuentas por Pagar Deuda
					Comprometido	Comprometido					
3450 Seguro de bienes patrimoniales	\$831,313.56	-\$563,092.64	\$268,220.92	\$259,797.51	\$8,423.41	\$259,797.51	\$0.00	\$8,423.41	\$259,797.51	\$259,797.51	\$0.00
3451 Seguro de bienes patrimoniales	\$631,313.56	-\$563,092.64	\$268,220.92	\$259,797.51	\$8,423.41	\$259,797.51	\$0.00	\$8,423.41	\$259,797.51	\$259,797.51	\$0.00
<b>3600 SERVICIOS DE INSTALACIÓN, REPARACIÓN, MANTE</b>	<b>\$4,138,116.16</b>	<b>-\$2,668,073.94</b>	<b>\$1,480,041.22</b>	<b>\$656,923.47</b>	<b>\$823,117.75</b>	<b>\$656,923.47</b>	<b>\$0.00</b>	<b>\$823,117.75</b>	<b>\$656,923.47</b>	<b>\$656,923.47</b>	<b>\$0.00</b>
3510 Conservación y mantenimiento menor de inmuebles	\$1,951,987.68	-\$1,393,408.84	\$558,578.84	\$208,615.59	\$349,963.25	\$208,615.59	\$0.00	\$349,963.25	\$208,615.59	\$208,615.59	\$0.00
3511 Conservación y mantenimiento menor de inmuebles	\$1,951,987.68	-\$1,393,408.84	\$558,578.84	\$208,615.59	\$349,963.25	\$208,615.59	\$0.00	\$349,963.25	\$208,615.59	\$208,615.59	\$0.00
3520 Instalación, reparación y mantenimiento de mobiliario y e	\$5,469.84	\$0.00	\$5,469.84	\$2,665.60	\$2,804.24	\$2,665.60	\$0.00	\$2,804.24	\$2,665.60	\$2,665.60	\$0.00
3521 Instalación, reparación y mantenimiento de mobiliario y e	\$5,469.84	\$0.00	\$5,469.84	\$2,665.60	\$2,804.24	\$2,665.60	\$0.00	\$2,804.24	\$2,665.60	\$2,665.60	\$0.00
3530 Instalación, reparación y mantenimiento de equipo de cóm	\$6,999.96	\$0.00	\$6,999.96	\$1,798.00	\$5,201.96	\$1,798.00	\$0.00	\$5,201.96	\$1,798.00	\$1,798.00	\$0.00
3531 Instalación, reparación y mantenimiento de equipo de cóm	\$6,999.96	\$0.00	\$6,999.96	\$1,798.00	\$5,201.96	\$1,798.00	\$0.00	\$5,201.96	\$1,798.00	\$1,798.00	\$0.00
3550 Reparación y mantenimiento de equipo de transporte	\$721,818.08	-\$34,665.10	\$686,952.98	\$126,722.68	\$560,230.30	\$126,722.68	\$0.00	\$560,230.30	\$126,722.68	\$126,722.68	\$0.00
3551 Reparación y mantenimiento de equipo de transporte	\$721,818.08	-\$34,665.10	\$686,952.98	\$126,722.68	\$560,230.30	\$126,722.68	\$0.00	\$560,230.30	\$126,722.68	\$126,722.68	\$0.00
3570 Instalación, reparación y mantenimiento de maquinaria, e	\$15,414.00	\$0.00	\$15,414.00	\$0.00	\$15,414.00	\$0.00	\$0.00	\$15,414.00	\$0.00	\$0.00	\$0.00
3571 Instalación, reparación y mantenimiento de maquinaria, e	\$15,414.00	\$0.00	\$15,414.00	\$0.00	\$15,414.00	\$0.00	\$0.00	\$15,414.00	\$0.00	\$0.00	\$0.00
3580 Servicios de limpieza y manejo de desechos	\$1,431,825.56	-\$1,230,000.00	\$201,825.56	\$317,121.80	-\$115,466.04	\$317,121.80	\$0.00	-\$115,466.04	\$317,121.80	\$317,121.80	\$0.00
3581 Servicios de limpieza y manejo de desechos	\$1,431,825.56	-\$1,230,000.00	\$201,825.56	\$317,121.80	-\$115,466.04	\$317,121.80	\$0.00	-\$115,466.04	\$317,121.80	\$317,121.80	\$0.00
3590 Servicios de jardinería y fumigación	\$5,000.04	\$0.00	\$5,000.04	\$0.00	\$5,000.04	\$0.00	\$0.00	\$5,000.04	\$0.00	\$0.00	\$0.00
3591 Servicios de jardinería y fumigación	\$5,000.04	\$0.00	\$5,000.04	\$0.00	\$5,000.04	\$0.00	\$0.00	\$5,000.04	\$0.00	\$0.00	\$0.00
<b>3600 SERVICIOS DE COMUNICACIÓN SOCIAL Y PUBLICIDA</b>	<b>\$160,816.96</b>	<b>\$0.00</b>	<b>\$160,816.96</b>	<b>\$19,867.32</b>	<b>\$130,949.64</b>	<b>\$19,867.32</b>	<b>\$0.00</b>	<b>\$130,949.64</b>	<b>\$19,867.32</b>	<b>\$19,867.32</b>	<b>\$0.00</b>
3610 Difusión por radio, televisión y otros medios de mensajer	\$150,816.96	\$0.00	\$150,816.96	\$19,867.32	\$130,949.64	\$19,867.32	\$0.00	\$130,949.64	\$19,867.32	\$19,867.32	\$0.00
3611 Difusión por radio, televisión y otros medios de mensajer	\$150,816.96	\$0.00	\$150,816.96	\$19,867.32	\$130,949.64	\$19,867.32	\$0.00	\$130,949.64	\$19,867.32	\$19,867.32	\$0.00
<b>3700 SERVICIOS DE TRASLADOS Y VIÁTICOS</b>	<b>\$66,961.80</b>	<b>\$0.00</b>	<b>\$66,961.80</b>	<b>\$1,837.49</b>	<b>\$65,124.31</b>	<b>\$1,837.49</b>	<b>\$0.00</b>	<b>\$65,124.31</b>	<b>\$1,837.49</b>	<b>\$1,837.49</b>	<b>\$0.00</b>
3710 Pasajes aéreos	\$19,260.00	\$0.00	\$19,260.00	\$0.00	\$19,260.00	\$0.00	\$0.00	\$19,260.00	\$0.00	\$0.00	\$0.00
3711 Pasajes aéreos	\$19,260.00	\$0.00	\$19,260.00	\$0.00	\$19,260.00	\$0.00	\$0.00	\$19,260.00	\$0.00	\$0.00	\$0.00
3720 Pasajes terrestres	\$150.00	\$0.00	\$150.00	\$0.00	\$150.00	\$0.00	\$0.00	\$150.00	\$0.00	\$0.00	\$0.00
3721 Pasajes terrestres	\$150.00	\$0.00	\$150.00	\$0.00	\$150.00	\$0.00	\$0.00	\$150.00	\$0.00	\$0.00	\$0.00
3750 Viáticos en el país	\$47,551.80	\$0.00	\$47,551.80	\$1,837.49	\$45,714.31	\$1,837.49	\$0.00	\$45,714.31	\$1,837.49	\$1,837.49	\$0.00
3751 Viáticos en el país	\$47,551.80	\$0.00	\$47,551.80	\$1,837.49	\$45,714.31	\$1,837.49	\$0.00	\$45,714.31	\$1,837.49	\$1,837.49	\$0.00
<b>3800 SERVICIOS OFICIALES</b>	<b>\$4,646,202.72</b>	<b>-\$1,676,599.26</b>	<b>\$2,969,603.46</b>	<b>\$1,048,803.03</b>	<b>\$1,920,800.43</b>	<b>\$1,048,803.03</b>	<b>\$0.00</b>	<b>\$1,920,800.43</b>	<b>\$1,048,803.03</b>	<b>\$1,048,803.03</b>	<b>\$0.00</b>
3820 Gastos de orden social y cultural	\$4,646,202.72	-\$1,676,599.26	\$2,969,603.46	\$1,048,803.03	\$1,920,800.43	\$1,048,803.03	\$0.00	\$1,920,800.43	\$1,048,803.03	\$1,048,803.03	\$0.00
3821 Gastos de orden social y cultural	\$4,646,202.72	-\$1,676,599.26	\$2,969,603.46	\$1,048,803.03	\$1,920,800.43	\$1,048,803.03	\$0.00	\$1,920,800.43	\$1,048,803.03	\$1,048,803.03	\$0.00
<b>3900 OTROS SERVICIOS GENERALES</b>	<b>\$1,892,092.66</b>	<b>\$866,962.62</b>	<b>\$2,759,055.18</b>	<b>\$217,576.39</b>	<b>\$2,541,478.79</b>	<b>\$217,576.39</b>	<b>\$0.00</b>	<b>\$2,541,478.79</b>	<b>\$217,576.39</b>	<b>\$217,576.39</b>	<b>\$0.00</b>
3910 Servicios funerarios y de cementerios	\$50,000.04	\$0.00	\$50,000.04	\$0.00	\$50,000.04	\$0.00	\$0.00	\$50,000.04	\$0.00	\$0.00	\$0.00
3911 Servicios funerarios y de cementerios	\$50,000.04	\$0.00	\$50,000.04	\$0.00	\$50,000.04	\$0.00	\$0.00	\$50,000.04	\$0.00	\$0.00	\$0.00
3920 Impuestos y derechos	\$1,157,436.00	\$61,137.96	\$1,218,573.96	\$97,337.39	\$1,121,236.57	\$97,337.39	\$0.00	\$1,121,236.57	\$97,337.39	\$97,337.39	\$0.00
3921 Impuestos y derechos	\$1,157,436.00	\$61,137.96	\$1,218,573.96	\$97,337.39	\$1,121,236.57	\$97,337.39	\$0.00	\$1,121,236.57	\$97,337.39	\$97,337.39	\$0.00






# MUNICIPIO DE MINERAL DEL MONTE HIDALGO

## Estado del Ejercicio del Presupuesto de Egresos por Capítulo del Gasto Al 31/mar./2024

Objeto del Gasto	Aprobado	Ampliaciones / (Reducciones)	Presupuesto Vigente	Comprometido	Presupuesto Disponible para Comprometer	Devengado	Comprometido No Devengado	Presupuesto Sin Devengar	Ejercicio	Pagado	Cuentas por Pagar Deuda
3940 Sentencias y resoluciones por autoridad competente	\$0.00	\$805,824.66	\$805,824.66	\$1,443.00	\$804,381.66	\$1,443.00	\$0.00	\$804,381.66	\$1,443.00	\$1,443.00	\$0.00
3941 Sentencias y resoluciones por autoridad competente	\$0.00	\$805,824.66	\$805,824.66	\$1,443.00	\$804,381.66	\$1,443.00	\$0.00	\$804,381.66	\$1,443.00	\$1,443.00	\$0.00
3980 Impuesto sobre inmuebles y otros que se derivan de una r	\$894,656.52	\$0.00	\$894,656.52	\$118,795.00	\$565,861.52	\$118,795.00	\$0.00	\$565,861.52	\$118,795.00	\$118,795.00	\$0.00
3981 Impuesto sobre inmuebles y otros que se derivan de una r	\$894,656.52	\$0.00	\$894,656.52	\$118,795.00	\$565,861.52	\$118,795.00	\$0.00	\$565,861.52	\$118,795.00	\$118,795.00	\$0.00
<b>4000 TRANSFERENCIAS, ASIGNACIONES, SUBSIDIO</b>	<b>\$3,847,165.32</b>	<b>-\$1,088,595.36</b>	<b>\$2,758,569.96</b>	<b>\$1,341,432.32</b>	<b>\$1,417,137.64</b>	<b>\$514,448.48</b>	<b>\$826,983.84</b>	<b>\$2,244,121.48</b>	<b>\$514,448.48</b>	<b>\$514,448.48</b>	<b>\$0.00</b>
<b>4400 AYUDAS SOCIALES</b>	<b>\$1,616,704.00</b>	<b>\$0.00</b>	<b>\$1,616,704.00</b>	<b>\$198,566.36</b>	<b>\$1,417,137.64</b>	<b>\$198,566.36</b>	<b>\$0.00</b>	<b>\$1,417,137.64</b>	<b>\$198,566.36</b>	<b>\$198,566.36</b>	<b>\$0.00</b>
4410 Ayudas sociales a personas	\$1,300,000.00	\$0.00	\$1,300,000.00	\$119,288.38	\$1,180,711.62	\$119,288.38	\$0.00	\$1,180,711.62	\$119,288.38	\$119,288.38	\$0.00
4411 Ayudas sociales a personas	\$1,300,000.00	\$0.00	\$1,300,000.00	\$119,288.38	\$1,180,711.62	\$119,288.38	\$0.00	\$1,180,711.62	\$119,288.38	\$119,288.38	\$0.00
4430 Ayudas sociales a instituciones de enseñanza	\$95,000.00	\$0.00	\$95,000.00	\$24,101.98	\$70,898.02	\$24,101.98	\$0.00	\$70,898.02	\$24,101.98	\$24,101.98	\$0.00
4431 Ayudas sociales a instituciones de enseñanza	\$95,000.00	\$0.00	\$95,000.00	\$24,101.98	\$70,898.02	\$24,101.98	\$0.00	\$70,898.02	\$24,101.98	\$24,101.98	\$0.00
4450 Ayudas sociales a instituciones sin fines de lucro	\$220,704.00	\$0.00	\$220,704.00	\$55,176.00	\$165,528.00	\$55,176.00	\$0.00	\$165,528.00	\$55,176.00	\$55,176.00	\$0.00
4451 Defensa del Menor	\$43,164.00	\$0.00	\$43,164.00	\$10,791.00	\$32,373.00	\$10,791.00	\$0.00	\$32,373.00	\$10,791.00	\$10,791.00	\$0.00
4452 Hospital del Niño	\$105,600.00	\$0.00	\$105,600.00	\$26,400.00	\$79,200.00	\$26,400.00	\$0.00	\$79,200.00	\$26,400.00	\$26,400.00	\$0.00
4453 Ayuda al CRISH	\$71,940.00	\$0.00	\$71,940.00	\$17,985.00	\$53,955.00	\$17,985.00	\$0.00	\$53,955.00	\$17,985.00	\$17,985.00	\$0.00
<b>4600 PENSIONES Y JUBILACIONES</b>	<b>\$2,231,461.32</b>	<b>-\$1,088,595.36</b>	<b>\$1,142,865.96</b>	<b>\$1,142,865.96</b>	<b>\$0.00</b>	<b>\$315,882.12</b>	<b>\$826,983.84</b>	<b>\$315,882.12</b>	<b>\$315,882.12</b>	<b>\$315,882.12</b>	<b>\$0.00</b>
4510 Pensiones	\$2,231,461.32	-\$1,088,595.36	\$1,142,865.96	\$1,142,865.96	\$0.00	\$315,882.12	\$826,983.84	\$315,882.12	\$315,882.12	\$315,882.12	\$0.00
4511 Pensiones y Jubilaciones	\$2,231,461.32	-\$1,088,595.36	\$1,142,865.96	\$1,142,865.96	\$0.00	\$315,882.12	\$826,983.84	\$315,882.12	\$315,882.12	\$315,882.12	\$0.00
<b>6000 BIENES MUEBLES, INMUEBLES E INTANGIBLE</b>	<b>\$11,048,674.92</b>	<b>-\$9,444,287.76</b>	<b>\$1,604,387.16</b>	<b>\$0.00</b>	<b>\$1,604,387.16</b>	<b>\$0.00</b>	<b>\$0.00</b>	<b>\$1,604,387.16</b>	<b>\$0.00</b>	<b>\$0.00</b>	<b>\$0.00</b>
<b>6100 MOBILIARIO Y EQUIPO DE ADMINISTRACION</b>	<b>\$419,648.48</b>	<b>\$339,145.36</b>	<b>\$758,794.84</b>	<b>\$0.00</b>	<b>\$758,794.84</b>	<b>\$0.00</b>	<b>\$0.00</b>	<b>\$758,794.84</b>	<b>\$0.00</b>	<b>\$0.00</b>	<b>\$0.00</b>
6120 Muebles, excepto de oficina y estantería	\$0.00	\$350,000.00	\$350,000.00	\$0.00	\$350,000.00	\$0.00	\$0.00	\$350,000.00	\$0.00	\$0.00	\$0.00
6121 Muebles, excepto de oficina y estantería	\$0.00	\$350,000.00	\$350,000.00	\$0.00	\$350,000.00	\$0.00	\$0.00	\$350,000.00	\$0.00	\$0.00	\$0.00
6150 Equipo de cómputo y de tecnologías de la información	\$140,278.32	\$17,916.52	\$158,194.84	\$0.00	\$158,194.84	\$0.00	\$0.00	\$158,194.84	\$0.00	\$0.00	\$0.00
6151 Equipo de cómputo y de tecnologías de la información	\$140,278.32	\$17,916.52	\$158,194.84	\$0.00	\$158,194.84	\$0.00	\$0.00	\$158,194.84	\$0.00	\$0.00	\$0.00
6190 Otros mobiliarios y equipos de administración	\$278,771.16	-\$28,771.16	\$250,000.00	\$0.00	\$250,000.00	\$0.00	\$0.00	\$250,000.00	\$0.00	\$0.00	\$0.00
6191 Otros mobiliarios y equipos de administración	\$278,771.16	-\$28,771.16	\$250,000.00	\$0.00	\$250,000.00	\$0.00	\$0.00	\$250,000.00	\$0.00	\$0.00	\$0.00
<b>6200 MOBILIARIO Y EQUIPO EDUCACIONAL Y RECREATIVI</b>	<b>\$0.00</b>	<b>\$200,000.00</b>	<b>\$200,000.00</b>	<b>\$0.00</b>	<b>\$200,000.00</b>	<b>\$0.00</b>	<b>\$0.00</b>	<b>\$200,000.00</b>	<b>\$0.00</b>	<b>\$0.00</b>	<b>\$0.00</b>
6210 Equipos y aparatos audiovisuales	\$0.00	\$100,000.00	\$100,000.00	\$0.00	\$100,000.00	\$0.00	\$0.00	\$100,000.00	\$0.00	\$0.00	\$0.00
6211 Equipos y aparatos audiovisuales	\$0.00	\$100,000.00	\$100,000.00	\$0.00	\$100,000.00	\$0.00	\$0.00	\$100,000.00	\$0.00	\$0.00	\$0.00
6290 Otro mobiliario y equipo educacional y recreativo	\$0.00	\$100,000.00	\$100,000.00	\$0.00	\$100,000.00	\$0.00	\$0.00	\$100,000.00	\$0.00	\$0.00	\$0.00
6291 Otro mobiliario y equipo educacional y recreativo	\$0.00	\$100,000.00	\$100,000.00	\$0.00	\$100,000.00	\$0.00	\$0.00	\$100,000.00	\$0.00	\$0.00	\$0.00
<b>6400 VEHICULOS Y EQUIPO DE TRANSPORTE</b>	<b>\$4,880,251.76</b>	<b>-\$4,253,163.82</b>	<b>\$607,088.24</b>	<b>\$0.00</b>	<b>\$607,088.24</b>	<b>\$0.00</b>	<b>\$0.00</b>	<b>\$607,088.24</b>	<b>\$0.00</b>	<b>\$0.00</b>	<b>\$0.00</b>
6410 Vehículos y equipo terrestre	\$4,880,251.76	-\$4,322,132.57	\$538,119.19	\$0.00	\$538,119.19	\$0.00	\$0.00	\$538,119.19	\$0.00	\$0.00	\$0.00
6411 Vehículos y equipo terrestre	\$4,880,251.76	-\$4,322,132.57	\$538,119.19	\$0.00	\$538,119.19	\$0.00	\$0.00	\$538,119.19	\$0.00	\$0.00	\$0.00
6490 Otros equipos de transporte	\$0.00	\$68,969.05	\$68,969.05	\$0.00	\$68,969.05	\$0.00	\$0.00	\$68,969.05	\$0.00	\$0.00	\$0.00
6491 Otros equipos de transporte	\$0.00	\$68,969.05	\$68,969.05	\$0.00	\$68,969.05	\$0.00	\$0.00	\$68,969.05	\$0.00	\$0.00	\$0.00






# MUNICIPIO DE MINERAL DEL MONTE HIDALGO

## Estado del Ejercicio del Presupuesto de Egresos por Capítulo del Gasto Al 31/mar./2024

Objeto del Gasto	Aprobado	Ampliaciones / (Reducciones)	Presupuesto Vigente	Comprometido	Presupuesto Disponble para Comprometer	Devengado	Comprometido No Devengado	Presupuesto Sin Devengar	Ejercido	Pagado	Cuentas por Pagar Deuda
<b>5600 MAQUINARIA, OTROS EQUIPOS Y HERRAMIENTAS</b>	<b>\$5,769,373.68</b>	<b>-\$5,730,289.60</b>	<b>\$39,104.08</b>	<b>\$0.00</b>	<b>\$39,104.08</b>	<b>\$0.00</b>	<b>\$0.00</b>	<b>\$39,104.08</b>	<b>\$0.00</b>	<b>\$0.00</b>	<b>\$0.00</b>
5670 Herramientas y máquinas-herramienta	\$3,650,133.72	-\$3,611,029.64	\$39,104.08	\$0.00	\$39,104.08	\$0.00	\$0.00	\$39,104.08	\$0.00	\$0.00	\$0.00
5671 Herramientas y máquinas-herramienta	\$3,650,133.72	-\$3,611,029.64	\$39,104.08	\$0.00	\$39,104.08	\$0.00	\$0.00	\$39,104.08	\$0.00	\$0.00	\$0.00
5690 Otros equipos	\$2,119,239.96	-\$2,119,239.96	\$0.00	\$0.00	\$0.00	\$0.00	\$0.00	\$0.00	\$0.00	\$0.00	\$0.00
5691 Otros equipos	\$2,119,239.96	-\$2,119,239.96	\$0.00	\$0.00	\$0.00	\$0.00	\$0.00	\$0.00	\$0.00	\$0.00	\$0.00
<b>6000 INVERSION PUBLICA</b>	<b>\$9,517,869.24</b>	<b>-\$1,004,384.62</b>	<b>\$6,513,484.62</b>	<b>\$0.00</b>	<b>\$6,513,484.62</b>	<b>\$0.00</b>	<b>\$0.00</b>	<b>\$6,513,484.62</b>	<b>\$0.00</b>	<b>\$0.00</b>	<b>\$0.00</b>
<b>6100 OBRA PÚBLICA EN BIENES DE DOMINIO PÚBLICO</b>	<b>\$9,517,869.24</b>	<b>-\$1,004,384.62</b>	<b>\$6,513,484.62</b>	<b>\$0.00</b>	<b>\$6,513,484.62</b>	<b>\$0.00</b>	<b>\$0.00</b>	<b>\$6,513,484.62</b>	<b>\$0.00</b>	<b>\$0.00</b>	<b>\$0.00</b>
6120 Edificación no habitacional	\$1,933,881.24	-\$1,933,881.24	\$0.00	\$0.00	\$0.00	\$0.00	\$0.00	\$0.00	\$0.00	\$0.00	\$0.00
6121 Edificación no habitacional	\$1,933,881.24	-\$1,933,881.24	\$0.00	\$0.00	\$0.00	\$0.00	\$0.00	\$0.00	\$0.00	\$0.00	\$0.00
6150 Construcción de vías de comunicación	\$7,583,988.00	-\$111,013.00	\$7,472,975.00	\$0.00	\$7,472,975.00	\$0.00	\$0.00	\$7,472,975.00	\$0.00	\$0.00	\$0.00
6151 Construcción de vías de comunicación	\$7,583,988.00	-\$111,013.00	\$7,472,975.00	\$0.00	\$7,472,975.00	\$0.00	\$0.00	\$7,472,975.00	\$0.00	\$0.00	\$0.00
6170 Instalaciones y equipamiento en construcciones	\$0.00	\$1,040,509.62	\$1,040,509.62	\$0.00	\$1,040,509.62	\$0.00	\$0.00	\$1,040,509.62	\$0.00	\$0.00	\$0.00
6171 Instalaciones y equipamiento en construcciones	\$0.00	\$1,040,509.62	\$1,040,509.62	\$0.00	\$1,040,509.62	\$0.00	\$0.00	\$1,040,509.62	\$0.00	\$0.00	\$0.00
<b>Total</b>	<b>\$9,747,419.00</b>	<b>-\$22,243,722.27</b>	<b>\$72,503,866.73</b>	<b>\$42,715,374.93</b>	<b>\$29,788,322.04</b>	<b>\$12,214,146.74</b>	<b>\$40,507,228.93</b>	<b>\$60,289,350.99</b>	<b>\$12,214,146.74</b>	<b>\$11,349,888.48</b>	<b>\$554,147.25</b>

  
 C. ALEJANDRO SIERRA TELLO  
 PRESIDENTE MUNICIPAL CONSTITUCIONAL

  
 L.C. ANA LAURA ZACAÑENCO LUNA  
 TESORERA MUNICIPAL

LIC. LEIDY HERNANDEZ GARCIA  
 SINDICO PROCURADOR



# MUNICIPIO DE MINERAL DEL MONTE HIDALGO

## Estado del Ejercicio del Presupuesto de Egresos por Capítulo del Gasto Al 31/mar./2024

Objeto del Gasto	Aprobado	Ampliaciones / (Reducciones)	Presupuesto Vigente	Comprometido	Presupuesto Disponible para Comprometer		Devengado	Comprometido No Devengado		Presupuesto Sin Devengar	Ejercicio	Pagado	Cuentas por Pagar Deuda
					Comprometer	Disponible		Devengado	No Devengado				
<b>1000 SERVICIOS PERSONALES</b>	<b>\$36,833,119.92</b>	<b>-238,470.00</b>	<b>\$36,534,649.92</b>	<b>\$36,137,166.80</b>	<b>\$387,491.12</b>	<b>\$6,482,913.89</b>	<b>\$29,674,246.11</b>	<b>\$30,071,736.23</b>	<b>\$6,482,913.89</b>	<b>\$6,482,913.89</b>	<b>\$0.00</b>	<b>\$0.00</b>	<b>\$0.00</b>
1100 REMUNERACIONES AL PERSONAL DE CARACTER PI	\$26,874,487.20	-253,260.00	\$26,621,227.20	\$25,621,327.20	\$0.00	\$6,637,066.26	\$19,984,260.95	\$19,984,260.95	\$6,637,066.26	\$6,637,066.26	\$0.00	\$0.00	\$0.00
1110 Dietas	\$3,871,260.00	-253,260.00	\$3,618,000.00	\$3,618,000.00	\$0.00	\$904,500.00	\$2,713,500.00	\$2,713,500.00	\$904,500.00	\$904,500.00	\$0.00	\$0.00	\$0.00
1111 Dietas	\$3,871,260.00	-253,260.00	\$3,618,000.00	\$3,618,000.00	\$0.00	\$904,500.00	\$2,713,500.00	\$2,713,500.00	\$904,500.00	\$904,500.00	\$0.00	\$0.00	\$0.00
1130 Sueldos base al personal permanente	\$22,003,327.20	\$0.00	\$22,003,327.20	\$22,003,327.20	\$0.00	\$4,732,566.26	\$17,270,760.95	\$17,270,760.95	\$4,732,566.26	\$4,732,566.26	\$0.00	\$0.00	\$0.00
1131 Sueldos base al personal permanente	\$22,003,327.20	\$0.00	\$22,003,327.20	\$22,003,327.20	\$0.00	\$4,732,566.26	\$17,270,760.95	\$17,270,760.95	\$4,732,566.26	\$4,732,566.26	\$0.00	\$0.00	\$0.00
1200 REMUNERACIONES AL PERSONAL DE CARACTER TI	\$160,513.24	\$0.00	\$160,513.24	\$160,513.24	\$0.00	\$0.00	\$0.00	\$0.00	\$0.00	\$0.00	\$0.00	\$0.00	\$0.00
1220 Sueldos base al personal eventual	\$160,513.24	\$0.00	\$160,513.24	\$160,513.24	\$0.00	\$0.00	\$0.00	\$0.00	\$0.00	\$0.00	\$0.00	\$0.00	\$0.00
1221 Sueldos base al personal eventual	\$160,513.24	\$0.00	\$160,513.24	\$160,513.24	\$0.00	\$0.00	\$0.00	\$0.00	\$0.00	\$0.00	\$0.00	\$0.00	\$0.00
1300 REMUNERACIONES ADICIONALES Y ESPECIALES	\$8,246,487.12	-445,210.00	\$7,801,277.12	\$8,201,277.12	\$0.00	\$646,172.66	\$7,555,104.46	\$7,555,104.46	\$646,172.66	\$646,172.66	\$0.00	\$0.00	\$0.00
1310 Primas por años de servicios efectivos prestados	\$1,759,360.68	\$0.00	\$1,759,360.68	\$1,759,360.68	\$0.00	\$353,764.00	\$1,405,576.68	\$1,405,576.68	\$353,764.00	\$353,764.00	\$0.00	\$0.00	\$0.00
1311 Primas por años de servicios efectivos prestados	\$1,759,360.68	\$0.00	\$1,759,360.68	\$1,759,360.68	\$0.00	\$353,764.00	\$1,405,576.68	\$1,405,576.68	\$353,764.00	\$353,764.00	\$0.00	\$0.00	\$0.00
1320 Primas por años de vacaciones, dominical y gratificación de fin de	\$5,523,202.20	-445,210.00	\$5,077,992.20	\$5,477,992.20	\$0.00	\$231,607.37	\$5,246,384.83	\$5,246,384.83	\$231,607.37	\$231,607.37	\$0.00	\$0.00	\$0.00
1321 Primas de vacaciones	\$1,009,006.49	\$0.00	\$1,009,006.49	\$1,009,006.49	\$0.00	\$214,654.55	\$794,351.94	\$794,351.94	\$214,654.55	\$214,654.55	\$0.00	\$0.00	\$0.00
1322 Gratificación fin de año	\$4,514,195.71	-445,210.00	\$4,068,985.71	\$4,468,985.71	\$0.00	\$1,092,828.82	\$4,452,032.89	\$4,452,032.89	\$1,092,828.82	\$1,092,828.82	\$0.00	\$0.00	\$0.00
1330 Horas extraordinarias	\$983,924.24	\$0.00	\$983,924.24	\$983,924.24	\$0.00	\$80,781.19	\$903,143.05	\$903,143.05	\$80,781.19	\$80,781.19	\$0.00	\$0.00	\$0.00
1331 Horas extraordinarias	\$983,924.24	\$0.00	\$983,924.24	\$983,924.24	\$0.00	\$80,781.19	\$903,143.05	\$903,143.05	\$80,781.19	\$80,781.19	\$0.00	\$0.00	\$0.00
1500 OTRAS PRESTACIONES SOCIALES Y ECONOMICAS	\$2,561,532.36	\$0.00	\$2,561,532.36	\$2,314,554.48	\$246,977.88	\$179,674.88	\$2,134,879.60	\$2,381,887.48	\$179,674.88	\$179,674.88	\$0.00	\$0.00	\$0.00
1520 Indemnizaciones	\$246,977.88	\$0.00	\$246,977.88	\$0.00	\$246,977.88	\$0.00	\$0.00	\$0.00	\$246,977.88	\$0.00	\$0.00	\$0.00	\$0.00
1521 Indemnizaciones	\$246,977.88	\$0.00	\$246,977.88	\$0.00	\$246,977.88	\$0.00	\$0.00	\$0.00	\$246,977.88	\$0.00	\$0.00	\$0.00	\$0.00
1540 Prestaciones contractuales	\$2,296,775.08	\$0.00	\$2,296,775.08	\$2,296,775.08	\$0.00	\$179,674.88	\$2,119,100.20	\$2,119,100.20	\$179,674.88	\$179,674.88	\$0.00	\$0.00	\$0.00
1541 Canasta básica	\$1,495,200.00	\$0.00	\$1,495,200.00	\$1,495,200.00	\$0.00	\$159,000.00	\$1,336,200.00	\$1,336,200.00	\$159,000.00	\$159,000.00	\$0.00	\$0.00	\$0.00
1542 Ayuda para útiles escolares	\$3,200.00	\$0.00	\$3,200.00	\$3,200.00	\$0.00	\$0.00	\$3,200.00	\$3,200.00	\$0.00	\$0.00	\$0.00	\$0.00	\$0.00
1543 Becas	\$31,620.00	\$0.00	\$31,620.00	\$31,620.00	\$0.00	\$7,380.00	\$24,240.00	\$24,240.00	\$7,380.00	\$7,380.00	\$0.00	\$0.00	\$0.00
1544 Gastos y servicios médicos	\$277,090.33	\$0.00	\$277,090.33	\$277,090.33	\$0.00	\$10,458.88	\$266,631.45	\$266,631.45	\$10,458.88	\$10,458.88	\$0.00	\$0.00	\$0.00
1545 Otras prestaciones contractuales	\$491,664.75	\$0.00	\$491,664.75	\$491,664.75	\$0.00	\$2,836.00	\$488,828.75	\$488,828.75	\$2,836.00	\$2,836.00	\$0.00	\$0.00	\$0.00
1550 Apoyos a la capacitación de los servidores públicos	\$12,000.00	\$0.00	\$12,000.00	\$12,000.00	\$0.00	\$0.00	\$12,000.00	\$12,000.00	\$0.00	\$0.00	\$0.00	\$0.00	\$0.00
1551 Apoyos a la capacitación de los servidores públicos	\$12,000.00	\$0.00	\$12,000.00	\$12,000.00	\$0.00	\$0.00	\$12,000.00	\$12,000.00	\$0.00	\$0.00	\$0.00	\$0.00	\$0.00
1590 Otras prestaciones sociales y económicas	\$3,779.40	\$0.00	\$3,779.40	\$3,779.40	\$0.00	\$0.00	\$3,779.40	\$3,779.40	\$0.00	\$0.00	\$0.00	\$0.00	\$0.00
1591 Otras prestaciones sociales y económicas	\$3,779.40	\$0.00	\$3,779.40	\$3,779.40	\$0.00	\$0.00	\$3,779.40	\$3,779.40	\$0.00	\$0.00	\$0.00	\$0.00	\$0.00
<b>2000 MATERIALES Y SUMINISTROS</b>	<b>\$11,711,568.68</b>	<b>-2,030,594.59</b>	<b>\$9,690,972.09</b>	<b>\$1,984,016.11</b>	<b>\$7,706,955.98</b>	<b>\$1,984,016.11</b>	<b>\$0.00</b>	<b>\$7,706,955.98</b>	<b>\$1,984,016.11</b>	<b>\$1,984,016.11</b>	<b>\$1,984,016.11</b>	<b>\$1,984,016.11</b>	<b>\$0.00</b>
2100 MATERIALES DE ADMINISTRACION, EMISION DE DOI	\$1,416,473.88	-868,871.63	\$727,602.25	\$119,072.24	\$608,530.01	\$119,072.24	\$0.00	\$608,530.01	\$119,072.24	\$119,072.24	\$119,072.24	\$119,072.24	\$0.00
2110 Materiales, útiles y equipos menores de oficina	\$705,538.62	-843,090.82	\$24,547.80	\$32,831.87	\$221,746.93	\$32,831.87	\$0.00	\$221,746.93	\$32,831.87	\$32,831.87	\$32,831.87	\$32,831.87	\$0.00
2111 Papelaria y útiles menores de oficina	\$583,831.29	-338,554.24	\$245,277.05	\$32,831.87	\$165,445.18	\$32,831.87	\$0.00	\$165,445.18	\$32,831.87	\$32,831.87	\$32,831.87	\$32,831.87	\$0.00
2112 Equipos menores de oficina	\$121,709.33	-85,406.58	\$36,302.75	\$0.00	\$56,301.75	\$0.00	\$0.00	\$56,301.75	\$0.00	\$0.00	\$0.00	\$0.00	\$0.00

