



MUNICIPIO DE MINERAL DEL MONTE HIDALGO

Análisis Mensual de Egresos Pagados por Fuente de Financiamiento al 30/jun./2024

(Cuentas con Movimientos)

(Cifras en pesos y centavos)

Usr: Contabilidad
Rep: rptAnaliticoPresupuestoEgresos_FF

Fecha y hora de impresión 06/jul./2024
01:27 p. m.

Objeto del Gasto	Presupuesto Vigente	Ene	Feb	Mar	Abr	May	Jun	Jul	Ago	Sep	Oct	Nov	Dic	Total	Diferencia (Vigente - Total)
1101 Recursos Fiscales															
1000 SERVICIOS PERSONALES	\$1,341,987.72	\$85,692.78	\$73,457.38	\$74,494.81	\$80,961.99	\$70,176.14	\$69,438.34	\$0.00	\$0.00	\$0.00	\$0.00	\$0.00	\$0.00	\$434,221.44	\$907,766.28
1100 REMUNERACIONES AL PERSONAL DE C	\$832,546.92	\$64,838.50	\$64,838.50	\$64,838.50	\$64,838.50	\$64,838.50	\$64,838.50	\$0.00	\$0.00	\$0.00	\$0.00	\$0.00	\$0.00	\$389,031.00	\$443,515.92
1130 Sueldos base al personal permanente	\$832,546.92	\$64,838.50	\$64,838.50	\$64,838.50	\$64,838.50	\$64,838.50	\$64,838.50	\$0.00	\$0.00	\$0.00	\$0.00	\$0.00	\$0.00	\$389,031.00	\$443,515.92
1131 Sueldos base al personal permanente	\$832,546.92	\$64,838.50	\$64,838.50	\$64,838.50	\$64,838.50	\$64,838.50	\$64,838.50	\$0.00	\$0.00	\$0.00	\$0.00	\$0.00	\$0.00	\$389,031.00	\$443,515.92
1300 REMUNERACIONES ADICIONALES Y ESF	\$275,661.36	\$854.28	\$0.00	\$9,656.31	\$2,822.64	\$4,599.84	\$4,599.84	\$0.00	\$0.00	\$0.00	\$0.00	\$0.00	\$0.00	\$22,532.91	\$253,128.45
1320 Primas de vacaciones, dominical y gratifica	\$176,163.96	\$854.28	\$0.00	\$6,101.91	\$0.00	\$0.00	\$0.00	\$0.00	\$0.00	\$0.00	\$0.00	\$0.00	\$0.00	\$6,956.19	\$169,207.77
1321 Primas de vacaciones	\$37,406.15	\$854.28	\$0.00	\$6,101.91	\$0.00	\$0.00	\$0.00	\$0.00	\$0.00	\$0.00	\$0.00	\$0.00	\$0.00	\$6,956.19	\$30,449.96
1322 Gratificación fin de año	\$138,757.81	\$0.00	\$0.00	\$0.00	\$0.00	\$0.00	\$0.00	\$0.00	\$0.00	\$0.00	\$0.00	\$0.00	\$0.00	\$0.00	\$138,757.81
1330 Horas extraordinarias	\$99,497.40	\$0.00	\$0.00	\$3,554.40	\$2,822.64	\$4,599.84	\$4,599.84	\$0.00	\$0.00	\$0.00	\$0.00	\$0.00	\$0.00	\$15,576.72	\$83,920.68
1331 Horas extraordinarias	\$99,497.40	\$0.00	\$0.00	\$3,554.40	\$2,822.64	\$4,599.84	\$4,599.84	\$0.00	\$0.00	\$0.00	\$0.00	\$0.00	\$0.00	\$15,576.72	\$83,920.68
1500 OTRAS PRESTACIONES SOCIALES Y EC	\$233,779.44	\$0.00	\$8,618.88	\$0.00	\$13,300.85	\$737.80	\$0.00	\$0.00	\$0.00	\$0.00	\$0.00	\$0.00	\$0.00	\$22,657.53	\$211,121.91
1540 Prestaciones contractuales	\$180,000.04	\$0.00	\$8,618.88	\$0.00	\$1,000.00	\$737.80	\$0.00	\$0.00	\$0.00	\$0.00	\$0.00	\$0.00	\$0.00	\$10,356.68	\$169,643.36
1544 Gastos y servicios médicos	\$180,000.04	\$0.00	\$8,618.88	\$0.00	\$1,000.00	\$737.80	\$0.00	\$0.00	\$0.00	\$0.00	\$0.00	\$0.00	\$0.00	\$10,356.68	\$169,643.36
1590 Otras prestaciones sociales y económicas	\$53,779.40	\$0.00	\$0.00	\$0.00	\$12,300.85	\$0.00	\$0.00	\$0.00	\$0.00	\$0.00	\$0.00	\$0.00	\$0.00	\$12,300.85	\$41,478.55
1591 Otras prestaciones sociales y económicas	\$53,779.40	\$0.00	\$0.00	\$0.00	\$12,300.85	\$0.00	\$0.00	\$0.00	\$0.00	\$0.00	\$0.00	\$0.00	\$0.00	\$12,300.85	\$41,478.55
2000 MATERIALES Y SUMINISTROS	\$3,256,878.48	\$95,123.31	\$273,726.74	\$177,320.92	\$89,651.37	\$121,649.71	\$109,111.41	\$0.00	\$0.00	\$0.00	\$0.00	\$0.00	\$0.00	\$866,583.46	\$1,390,295.02
2100 MATERIALES DE ADMINISTRACIÓN, EMI	\$981,869.84	\$32,626.40	\$55,126.54	\$29,699.23	\$3,112.03	\$43,671.21	\$27,476.58	\$0.00	\$0.00	\$0.00	\$0.00	\$0.00	\$0.00	\$191,611.99	\$390,257.85
2110 Materiales, útiles y equipos menores de ofi	\$209,857.24	\$4,674.80	\$22,434.04	\$5,723.03	\$2,526.85	\$34,725.21	\$16,113.80	\$0.00	\$0.00	\$0.00	\$0.00	\$0.00	\$0.00	\$86,197.73	\$123,659.51
2111 Papelería y útiles menores de oficina	\$184,857.29	\$4,674.80	\$22,434.04	\$5,723.03	\$2,526.85	\$34,725.21	\$767.00	\$0.00	\$0.00	\$0.00	\$0.00	\$0.00	\$0.00	\$70,850.93	\$114,006.36
2112 Equipos menores de oficina	\$24,999.95	\$0.00	\$0.00	\$0.00	\$0.00	\$0.00	\$15,346.80	\$0.00	\$0.00	\$0.00	\$0.00	\$0.00	\$0.00	\$15,346.80	\$9,653.15
2120 Materiales y útiles de impresión y reproduc	\$57,087.16	\$0.00	\$0.00	\$19,627.29	\$0.00	\$0.00	\$0.00	\$0.00	\$0.00	\$0.00	\$0.00	\$0.00	\$0.00	\$19,627.29	\$37,459.86
2121 Materiales y útiles de impresión y reproduc	\$57,087.16	\$0.00	\$0.00	\$19,627.29	\$0.00	\$0.00	\$0.00	\$0.00	\$0.00	\$0.00	\$0.00	\$0.00	\$0.00	\$19,627.29	\$37,459.86
2140 Materiales, útiles y equipos menores de tex	\$7,556.40	\$0.00	\$0.00	\$3,386.00	\$0.00	\$0.00	\$0.00	\$0.00	\$0.00	\$0.00	\$0.00	\$0.00	\$0.00	\$3,386.00	\$4,170.40
2141 Materiales, útiles y equipos menores de tex	\$7,556.40	\$0.00	\$0.00	\$3,386.00	\$0.00	\$0.00	\$0.00	\$0.00	\$0.00	\$0.00	\$0.00	\$0.00	\$0.00	\$3,386.00	\$4,170.40
2150 Material impreso e información digital	\$171,294.84	\$25,879.60	\$10,324.00	\$0.00	\$0.00	\$8,700.00	\$0.00	\$0.00	\$0.00	\$0.00	\$0.00	\$0.00	\$0.00	\$44,903.60	\$126,391.24
2151 Material impreso e información digital	\$171,294.84	\$25,879.60	\$10,324.00	\$0.00	\$0.00	\$8,700.00	\$0.00	\$0.00	\$0.00	\$0.00	\$0.00	\$0.00	\$0.00	\$44,903.60	\$126,391.24
2160 Material de limpieza	\$87,969.20	\$1,972.00	\$1,488.50	\$963.00	\$585.18	\$246.00	\$11,362.78	\$0.00	\$0.00	\$0.00	\$0.00	\$0.00	\$0.00	\$16,517.46	\$71,351.74
2161 Material de limpieza	\$87,969.20	\$1,972.00	\$1,488.50	\$963.00	\$585.18	\$246.00	\$11,362.78	\$0.00	\$0.00	\$0.00	\$0.00	\$0.00	\$0.00	\$16,517.46	\$71,351.74
2170 Materiales y útiles de enseñanza	\$18,105.00	\$0.00	\$0.00	\$0.00	\$0.00	\$0.00	\$0.00	\$0.00	\$0.00	\$0.00	\$0.00	\$0.00	\$0.00	\$0.00	\$18,105.00
2171 Materiales y útiles de enseñanza	\$18,105.00	\$0.00	\$0.00	\$0.00	\$0.00	\$0.00	\$0.00	\$0.00	\$0.00	\$0.00	\$0.00	\$0.00	\$0.00	\$0.00	\$18,105.00
2180 Materiales para el registro e identificación d	\$30,000.00	\$0.00	\$20,880.00	\$0.00	\$0.00	\$0.00	\$0.00	\$0.00	\$0.00	\$0.00	\$0.00	\$0.00	\$0.00	\$20,880.00	\$9,120.00
2181 Formas Valoradas	\$30,000.00	\$0.00	\$20,880.00	\$0.00	\$0.00	\$0.00	\$0.00	\$0.00	\$0.00	\$0.00	\$0.00	\$0.00	\$0.00	\$20,880.00	\$9,120.00
2200 ALIMENTOS Y UTENSILIOS	\$1,040,528.12	\$30,921.00	\$74,759.21	\$65,089.39	\$17,139.23	\$32,747.10	\$19,150.42	\$0.00	\$0.00	\$0.00	\$0.00	\$0.00	\$0.00	\$239,806.26	\$800,721.86
2210 Productos alimenticios para personas	\$987,201.68	\$29,502.50	\$71,777.45	\$47,502.01	\$16,847.71	\$30,697.81	\$18,557.40	\$0.00	\$0.00	\$0.00	\$0.00	\$0.00	\$0.00	\$214,784.88	\$772,416.80
2211 Productos alimenticios para personas	\$987,201.68	\$29,502.50	\$71,777.45	\$47,502.01	\$16,847.71	\$30,697.81	\$18,557.40	\$0.00	\$0.00	\$0.00	\$0.00	\$0.00	\$0.00	\$214,784.88	\$772,416.80
2230 Utensilios para el servicio de alimentación	\$53,326.44	\$1,418.50	\$2,981.76	\$17,587.29	\$291.52	\$2,149.29	\$593.02	\$0.00	\$0.00	\$0.00	\$0.00	\$0.00	\$0.00	\$25,021.38	\$28,305.06
2231 Utensilios para el servicio de alimentación	\$53,326.44	\$1,418.50	\$2,981.76	\$17,587.29	\$291.52	\$2,149.29	\$593.02	\$0.00	\$0.00	\$0.00	\$0.00	\$0.00	\$0.00	\$25,021.38	\$28,305.06





MUNICIPIO DE MINERAL DEL MONTE HIDALGO

Análisis Mensual de Egresos Pagados por Fuente de Financiamiento al 30/jun./2024

(Cuentas con Movimientos)

(Cifras en pesos y centavos)

Usr: Contabilidad

Rep: rptAnalisisPresupuestoEgresos_FF

Fecha y hora de Impresión | 06/jul./2024
01:27 p. m.

Objeto del Gasto	Presupuesto Vigente	Ene	Feb	Mar	Abr	May	Jun	Jul	Ago	Sep	Oct	Nov	Dic	Total	Diferencia (Vigente - Total)
2400 MATERIALES Y ARTÍCULOS DE CONSTR	\$162,811.00	\$14,713.82	\$56,393.83	\$51,735.85	\$37,651.21	\$24,293.20	\$4,734.88	\$0.00	\$0.00	\$0.00	\$0.00	\$0.00	\$0.00	\$189,522.79	\$373,288.21
2410 Productos minerales no metálicos	\$56,135.64	\$0.00	\$0.00	\$17,400.00	\$0.00	\$0.00	\$0.00	\$0.00	\$0.00	\$0.00	\$0.00	\$0.00	\$0.00	\$17,400.00	\$38,735.64
2411 Productos minerales no metálicos	\$56,135.64	\$0.00	\$0.00	\$17,400.00	\$0.00	\$0.00	\$0.00	\$0.00	\$0.00	\$0.00	\$0.00	\$0.00	\$0.00	\$17,400.00	\$38,735.64
2420 Cemento y productos de concreto	\$57,730.40	\$0.00	\$23,500.44	\$3,327.51	\$17,760.62	\$0.00	\$0.00	\$0.00	\$0.00	\$0.00	\$0.00	\$0.00	\$0.00	\$44,588.57	\$13,141.83
2421 Cemento y productos de concreto	\$57,730.40	\$0.00	\$23,500.44	\$3,327.51	\$17,760.62	\$0.00	\$0.00	\$0.00	\$0.00	\$0.00	\$0.00	\$0.00	\$0.00	\$44,588.57	\$13,141.83
2440 Madera y productos de madera	\$10,778.76	\$0.00	\$0.00	\$0.00	\$0.00	\$0.00	\$0.00	\$0.00	\$0.00	\$0.00	\$0.00	\$0.00	\$0.00	\$0.00	\$10,778.76
2441 Madera y productos de madera	\$10,778.76	\$0.00	\$0.00	\$0.00	\$0.00	\$0.00	\$0.00	\$0.00	\$0.00	\$0.00	\$0.00	\$0.00	\$0.00	\$0.00	\$10,778.76
2450 Vidrio y productos de vidrio	\$3,000.00	\$0.00	\$0.00	\$0.00	\$0.00	\$0.00	\$0.00	\$0.00	\$0.00	\$0.00	\$0.00	\$0.00	\$0.00	\$0.00	\$3,000.00
2451 Vidrio y productos de vidrio	\$3,000.00	\$0.00	\$0.00	\$0.00	\$0.00	\$0.00	\$0.00	\$0.00	\$0.00	\$0.00	\$0.00	\$0.00	\$0.00	\$0.00	\$3,000.00
2460 Material eléctrico y electrónico	\$271,068.24	\$6,793.82	\$28,717.39	\$19,686.34	\$0.00	\$20,097.02	\$4,734.88	\$0.00	\$0.00	\$0.00	\$0.00	\$0.00	\$0.00	\$80,029.45	\$191,038.79
2461 Material eléctrico y electrónico	\$271,068.24	\$6,793.82	\$28,717.39	\$19,686.34	\$0.00	\$20,097.02	\$4,734.88	\$0.00	\$0.00	\$0.00	\$0.00	\$0.00	\$0.00	\$80,029.45	\$191,038.79
2470 Artículos metálicos para la construcción	\$12,155.64	\$0.00	\$0.00	\$0.00	\$0.00	\$0.00	\$0.00	\$0.00	\$0.00	\$0.00	\$0.00	\$0.00	\$0.00	\$0.00	\$12,155.64
2471 Artículos metálicos para la construcción	\$12,155.64	\$0.00	\$0.00	\$0.00	\$0.00	\$0.00	\$0.00	\$0.00	\$0.00	\$0.00	\$0.00	\$0.00	\$0.00	\$0.00	\$12,155.64
2480 Materiales complementarios	\$9,000.00	\$0.00	\$0.00	\$0.00	\$0.00	\$0.00	\$0.00	\$0.00	\$0.00	\$0.00	\$0.00	\$0.00	\$0.00	\$0.00	\$9,000.00
2481 Materiales complementarios	\$9,000.00	\$0.00	\$0.00	\$0.00	\$0.00	\$0.00	\$0.00	\$0.00	\$0.00	\$0.00	\$0.00	\$0.00	\$0.00	\$0.00	\$9,000.00
2490 Otros materiales y artículos de construcción	\$142,942.32	\$7,920.00	\$4,176.00	\$11,322.00	\$19,890.59	\$4,196.18	\$0.00	\$0.00	\$0.00	\$0.00	\$0.00	\$0.00	\$0.00	\$47,504.77	\$95,437.55
2491 Otros materiales y artículos de construcción	\$142,942.32	\$7,920.00	\$4,176.00	\$11,322.00	\$19,890.59	\$4,196.18	\$0.00	\$0.00	\$0.00	\$0.00	\$0.00	\$0.00	\$0.00	\$47,504.77	\$95,437.55
2500 PRODUCTOS QUÍMICOS, FARMACÉUTIC	\$73,796.76	\$0.00	\$0.00	\$15,769.50	\$4,379.00	\$7,209.80	\$0.00	\$0.00	\$0.00	\$0.00	\$0.00	\$0.00	\$0.00	\$27,358.30	\$46,438.46
2530 Medicinas y productos farmacéuticos	\$41,244.60	\$0.00	\$0.00	\$15,769.50	\$0.00	\$7,209.80	\$0.00	\$0.00	\$0.00	\$0.00	\$0.00	\$0.00	\$0.00	\$22,979.30	\$18,265.30
2531 Medicinas y productos farmacéuticos	\$41,244.60	\$0.00	\$0.00	\$15,769.50	\$0.00	\$7,209.80	\$0.00	\$0.00	\$0.00	\$0.00	\$0.00	\$0.00	\$0.00	\$22,979.30	\$18,265.30
2540 Materiales, accesorios y suministros médico	\$5,369.76	\$0.00	\$0.00	\$0.00	\$4,379.00	\$0.00	\$0.00	\$0.00	\$0.00	\$0.00	\$0.00	\$0.00	\$0.00	\$4,379.00	\$990.76
2541 Materiales, accesorios y suministros médico	\$5,369.76	\$0.00	\$0.00	\$0.00	\$4,379.00	\$0.00	\$0.00	\$0.00	\$0.00	\$0.00	\$0.00	\$0.00	\$0.00	\$4,379.00	\$990.76
2560 Fibras sintéticas, hules, plásticos y derivad	\$15,000.00	\$0.00	\$0.00	\$0.00	\$0.00	\$0.00	\$0.00	\$0.00	\$0.00	\$0.00	\$0.00	\$0.00	\$0.00	\$0.00	\$15,000.00
2561 Fibras sintéticas, hules, plásticos y derivad	\$15,000.00	\$0.00	\$0.00	\$0.00	\$0.00	\$0.00	\$0.00	\$0.00	\$0.00	\$0.00	\$0.00	\$0.00	\$0.00	\$0.00	\$15,000.00
2590 Otros productos químicos	\$12,182.40	\$0.00	\$0.00	\$0.00	\$0.00	\$0.00	\$0.00	\$0.00	\$0.00	\$0.00	\$0.00	\$0.00	\$0.00	\$0.00	\$12,182.40
2591 Otros productos químicos	\$12,182.40	\$0.00	\$0.00	\$0.00	\$0.00	\$0.00	\$0.00	\$0.00	\$0.00	\$0.00	\$0.00	\$0.00	\$0.00	\$0.00	\$12,182.40
2600 COMBUSTIBLES, LUBRICANTES Y ADITI	\$483,801.00	\$15,488.09	\$77,615.11	\$9,033.12	\$14,334.70	\$12,308.36	\$45,444.94	\$0.00	\$0.00	\$0.00	\$0.00	\$0.00	\$0.00	\$174,224.32	\$509,576.68
2610 Combustibles, lubricantes y aditivos	\$483,801.00	\$15,488.09	\$77,615.11	\$9,033.12	\$14,334.70	\$12,308.36	\$45,444.94	\$0.00	\$0.00	\$0.00	\$0.00	\$0.00	\$0.00	\$174,224.32	\$509,576.68
2611 Combustibles, lubricantes y aditivos	\$483,801.00	\$15,488.09	\$77,615.11	\$9,033.12	\$14,334.70	\$12,308.36	\$45,444.94	\$0.00	\$0.00	\$0.00	\$0.00	\$0.00	\$0.00	\$174,224.32	\$509,576.68
2700 VESTUARIO, BLANCOS, PRENDAS DE PI	\$4,999.96	\$0.00	\$1,100.00	\$2,804.42	\$10,115.20	\$237.32	\$555.06	\$0.00	\$0.00	\$0.00	\$0.00	\$0.00	\$0.00	\$14,812.00	\$40,187.96
2720 Prendas de seguridad y protección person	\$25,000.00	\$0.00	\$0.00	\$2,804.42	\$0.00	\$237.32	\$555.06	\$0.00	\$0.00	\$0.00	\$0.00	\$0.00	\$0.00	\$3,596.80	\$21,403.20
2721 Prendas de seguridad y protección person	\$25,000.00	\$0.00	\$0.00	\$2,804.42	\$0.00	\$237.32	\$555.06	\$0.00	\$0.00	\$0.00	\$0.00	\$0.00	\$0.00	\$3,596.80	\$21,403.20
2730 Artículos deportivos	\$29,999.96	\$0.00	\$1,100.00	\$0.00	\$10,115.20	\$0.00	\$0.00	\$0.00	\$0.00	\$0.00	\$0.00	\$0.00	\$0.00	\$11,215.20	\$18,784.76
2731 Artículos deportivos	\$29,999.96	\$0.00	\$1,100.00	\$0.00	\$10,115.20	\$0.00	\$0.00	\$0.00	\$0.00	\$0.00	\$0.00	\$0.00	\$0.00	\$11,215.20	\$18,784.76
2900 HERRAMIENTAS, REFACCIONES Y ACCE	\$169,071.80	\$1,474.00	\$8,732.05	\$3,189.50	\$2,920.00	\$1,182.72	\$11,749.53	\$0.00	\$0.00	\$0.00	\$0.00	\$0.00	\$0.00	\$29,247.80	\$229,824.00
2910 Herramientas menores	\$33,287.00	\$0.00	\$2,905.00	\$2,760.00	\$2,920.00	\$1,182.72	\$6,704.53	\$0.00	\$0.00	\$0.00	\$0.00	\$0.00	\$0.00	\$16,472.25	\$16,814.75
2911 Herramientas menores	\$33,287.00	\$0.00	\$2,905.00	\$2,760.00	\$2,920.00	\$1,182.72	\$6,704.53	\$0.00	\$0.00	\$0.00	\$0.00	\$0.00	\$0.00	\$16,472.25	\$16,814.75
2920 Refacciones y accesorios menores de edifi	\$1,000.00	\$0.00	\$0.00	\$0.00	\$0.00	\$0.00	\$570.00	\$0.00	\$0.00	\$0.00	\$0.00	\$0.00	\$0.00	\$570.00	\$430.00
2921 Refacciones y accesorios menores de edifi	\$1,000.00	\$0.00	\$0.00	\$0.00	\$0.00	\$0.00	\$570.00	\$0.00	\$0.00	\$0.00	\$0.00	\$0.00	\$0.00	\$570.00	\$430.00
2930 Refacciones y accesorios menores de mot	\$9,999.96	\$0.00	\$0.00	\$0.00	\$0.00	\$0.00	\$0.00	\$0.00	\$0.00	\$0.00	\$0.00	\$0.00	\$0.00	\$0.00	\$9,999.96





MUNICIPIO DE MINERAL DEL MONTE HIDALGO

Analítico Mensual de Egresos Pagados por Fuente de Financiamiento al 30/jun./2024

(Cuentas con Movimientos)

(Cifras en pesos y centavos)

Fecha y 06/jul./2024

hora de impresión 01:27 p. m.

Usr: Contabilidad

Rep: rptAnalíticoPresupuestoEgresos_FF

Objeto del Gasto	Presupuesto Vigente	Ene	Feb	Mar	Abr	May	Jun	Jul	Ago	Sep	Oct	Nov	Dic	Total	Diferencia (Vigente - Total)
2931 Refacciones y accesorios menores de mot	\$9,999.96	\$0.00	\$0.00	\$0.00	\$0.00	\$0.00	\$0.00	\$0.00	\$0.00	\$0.00	\$0.00	\$0.00	\$0.00	\$0.00	\$9,999.96
2940 Refacciones y accesorios menores de equi	\$5,000.04	\$0.00	\$0.00	\$0.00	\$0.00	\$0.00	\$0.00	\$0.00	\$0.00	\$0.00	\$0.00	\$0.00	\$0.00	\$0.00	\$5,000.04
2941 Refacciones y accesorios menores de equi	\$5,000.04	\$0.00	\$0.00	\$0.00	\$0.00	\$0.00	\$0.00	\$0.00	\$0.00	\$0.00	\$0.00	\$0.00	\$0.00	\$0.00	\$5,000.04
2960 Refacciones y accesorios menores de equi	\$209,784.80	\$1,474.00	\$5,827.05	\$429.50	\$0.00	\$0.00	\$4,475.00	\$0.00	\$0.00	\$0.00	\$0.00	\$0.00	\$0.00	\$12,205.55	\$197,579.25
2961 Refacciones y accesorios menores de equi	\$209,784.80	\$1,474.00	\$5,827.05	\$429.50	\$0.00	\$0.00	\$4,475.00	\$0.00	\$0.00	\$0.00	\$0.00	\$0.00	\$0.00	\$12,205.55	\$197,579.25
3000 SERVICIOS GENERALES	\$7,558,866.96	\$544,852.90	\$733,151.29	\$771,315.05	\$566,745.66	\$797,647.35	\$499,913.01	\$0.00	\$0.00	\$0.00	\$0.00	\$0.00	\$0.00	\$3,913,635.26	\$3,645,231.70
3100 SERVICIOS BÁSICOS	\$743,283.80	\$19,628.47	\$89,867.81	\$14,991.05	\$13,511.88	\$13,176.41	\$18,917.20	\$0.00	\$0.00	\$0.00	\$0.00	\$0.00	\$0.00	\$169,590.82	\$573,592.98
3110 Energía eléctrica	\$597,074.13	\$15,745.78	\$77,167.21	\$3,107.03	\$507.42	\$2,894.67	\$773.97	\$0.00	\$0.00	\$0.00	\$0.00	\$0.00	\$0.00	\$100,196.08	\$496,878.05
3111 Energía eléctrica	\$597,074.13	\$15,745.78	\$77,167.21	\$3,107.03	\$507.42	\$2,894.67	\$773.97	\$0.00	\$0.00	\$0.00	\$0.00	\$0.00	\$0.00	\$100,196.08	\$496,878.05
3120 Gas	\$37,646.50	\$505.09	\$3,127.29	\$1,903.85	\$2,010.68	\$598.29	\$3,000.61	\$0.00	\$0.00	\$0.00	\$0.00	\$0.00	\$0.00	\$11,545.81	\$26,100.69
3121 Gas	\$37,646.50	\$505.09	\$3,127.29	\$1,903.85	\$2,010.68	\$598.29	\$3,000.61	\$0.00	\$0.00	\$0.00	\$0.00	\$0.00	\$0.00	\$11,545.81	\$26,100.69
3130 Agua	\$45,112.31	\$0.00	\$4,580.31	\$4,556.17	\$4,565.69	\$4,604.45	\$4,587.62	\$0.00	\$0.00	\$0.00	\$0.00	\$0.00	\$0.00	\$22,894.24	\$22,218.07
3131 Agua	\$45,112.31	\$0.00	\$4,580.31	\$4,556.17	\$4,565.69	\$4,604.45	\$4,587.62	\$0.00	\$0.00	\$0.00	\$0.00	\$0.00	\$0.00	\$22,894.24	\$22,218.07
3140 Telefonía tradicional	\$59,506.00	\$0.00	\$4,993.00	\$5,024.00	\$6,001.00	\$4,679.00	\$10,555.00	\$0.00	\$0.00	\$0.00	\$0.00	\$0.00	\$0.00	\$31,252.00	\$28,254.00
3141 Telefonía tradicional	\$59,506.00	\$0.00	\$4,993.00	\$5,024.00	\$6,001.00	\$4,679.00	\$10,555.00	\$0.00	\$0.00	\$0.00	\$0.00	\$0.00	\$0.00	\$31,252.00	\$28,254.00
3170 Servicios de acceso de internet, redes y pr	\$3,375.60	\$3,375.60	\$0.00	\$0.00	\$0.00	\$0.00	\$0.00	\$0.00	\$0.00	\$0.00	\$0.00	\$0.00	\$0.00	\$3,375.60	\$0.00
3171 Servicios de acceso de internet, redes y pr	\$3,375.60	\$3,375.60	\$0.00	\$0.00	\$0.00	\$0.00	\$0.00	\$0.00	\$0.00	\$0.00	\$0.00	\$0.00	\$0.00	\$3,375.60	\$0.00
3180 Servicios postales y telegráficos	\$569.26	\$0.00	\$0.00	\$0.00	\$427.09	\$0.00	\$0.00	\$0.00	\$0.00	\$0.00	\$0.00	\$0.00	\$0.00	\$427.09	\$142.17
3181 Servicios postales y telegráficos	\$569.26	\$0.00	\$0.00	\$0.00	\$427.09	\$0.00	\$0.00	\$0.00	\$0.00	\$0.00	\$0.00	\$0.00	\$0.00	\$427.09	\$142.17
3200 SERVICIOS DE ARRENDAMIENTO	\$1,109,745.96	\$3,828.00	\$189,608.96	\$14,024.48	\$74,982.40	\$388,388.00	\$127,019.99	\$0.00	\$0.00	\$0.00	\$0.00	\$0.00	\$0.00	\$797,831.75	\$311,914.21
3230 Arrendamiento de mobiliario y equipo de ac	\$25,852.68	\$0.00	\$0.00	\$0.00	\$0.00	\$0.00	\$0.00	\$0.00	\$0.00	\$0.00	\$0.00	\$0.00	\$0.00	\$0.00	\$25,852.68
3231 Arrendamiento de mobiliario y equipo de ac	\$25,852.68	\$0.00	\$0.00	\$0.00	\$0.00	\$0.00	\$0.00	\$0.00	\$0.00	\$0.00	\$0.00	\$0.00	\$0.00	\$0.00	\$25,852.68
3250 Arrendamiento de equipo de transporte	\$354,312.00	\$0.00	\$15,312.00	\$0.00	\$24,126.00	\$179,916.00	\$0.00	\$0.00	\$0.00	\$0.00	\$0.00	\$0.00	\$0.00	\$219,356.00	\$134,956.00
3251 Arrendamiento de equipo de transporte	\$354,312.00	\$0.00	\$15,312.00	\$0.00	\$24,126.00	\$179,916.00	\$0.00	\$0.00	\$0.00	\$0.00	\$0.00	\$0.00	\$0.00	\$219,356.00	\$134,956.00
3260 Arrendamiento de maquinaria, otros equipc	\$267,330.40	\$0.00	\$0.00	\$10,440.00	\$0.00	\$162,400.00	\$0.00	\$0.00	\$0.00	\$0.00	\$0.00	\$0.00	\$0.00	\$172,840.00	\$94,490.40
3261 Arrendamiento de maquinaria, otros equipc	\$267,330.40	\$0.00	\$0.00	\$10,440.00	\$0.00	\$162,400.00	\$0.00	\$0.00	\$0.00	\$0.00	\$0.00	\$0.00	\$0.00	\$172,840.00	\$94,490.40
3270 Arrendamiento de activos intangibles	\$30,000.00	\$0.00	\$13,752.96	\$0.00	\$0.00	\$0.00	\$0.00	\$0.00	\$0.00	\$0.00	\$0.00	\$0.00	\$0.00	\$13,752.96	\$16,247.04
3271 Arrendamiento de activos intangibles	\$30,000.00	\$0.00	\$13,752.96	\$0.00	\$0.00	\$0.00	\$0.00	\$0.00	\$0.00	\$0.00	\$0.00	\$0.00	\$0.00	\$13,752.96	\$16,247.04
3290 Otros arrendamientos	\$432,250.88	\$3,828.00	\$160,544.00	\$3,584.40	\$50,854.40	\$46,052.00	\$127,019.99	\$0.00	\$0.00	\$0.00	\$0.00	\$0.00	\$0.00	\$391,882.79	\$40,368.09
3291 Otros arrendamientos	\$432,250.88	\$3,828.00	\$160,544.00	\$3,584.40	\$50,854.40	\$46,052.00	\$127,019.99	\$0.00	\$0.00	\$0.00	\$0.00	\$0.00	\$0.00	\$391,882.79	\$40,368.09
3300 SERVICIOS PROFESIONALES, CIENTÍFICO	\$791,702.08	\$11,412.00	\$70,552.00	\$101,358.09	\$68,906.11	\$13,132.00	\$111,816.91	\$0.00	\$0.00	\$0.00	\$0.00	\$0.00	\$0.00	\$377,177.02	\$414,525.06
3310 Servicios legales, de contabilidad, auditoría	\$267,479.96	\$0.00	\$60,552.00	\$80,736.00	\$45,102.11	\$0.00	\$94,053.91	\$0.00	\$0.00	\$0.00	\$0.00	\$0.00	\$0.00	\$280,444.02	-\$12,964.06
3311 Servicios legales, de contabilidad, auditoría	\$267,479.96	\$0.00	\$60,552.00	\$80,736.00	\$45,102.11	\$0.00	\$94,053.91	\$0.00	\$0.00	\$0.00	\$0.00	\$0.00	\$0.00	\$280,444.02	-\$12,964.06
3320 Servicios de diseño, arquitectura, ingeniería	\$100,000.00	\$0.00	\$0.00	\$0.00	\$0.00	\$0.00	\$0.00	\$0.00	\$0.00	\$0.00	\$0.00	\$0.00	\$0.00	\$0.00	\$100,000.00
3321 Servicios de diseño, arquitectura, ingeniería	\$100,000.00	\$0.00	\$0.00	\$0.00	\$0.00	\$0.00	\$0.00	\$0.00	\$0.00	\$0.00	\$0.00	\$0.00	\$0.00	\$0.00	\$100,000.00
3330 Servicios de consultoría administrativa, pro	\$1,500.00	\$0.00	\$0.00	\$1,160.00	\$0.00	\$0.00	\$0.00	\$0.00	\$0.00	\$0.00	\$0.00	\$0.00	\$0.00	\$1,160.00	\$340.00
3331 Servicios de consultoría administrativa, pro	\$1,500.00	\$0.00	\$0.00	\$1,160.00	\$0.00	\$0.00	\$0.00	\$0.00	\$0.00	\$0.00	\$0.00	\$0.00	\$0.00	\$1,160.00	\$340.00
3360 Servicios de apoyo administrativo, traducci	\$293,085.28	\$11,412.00	\$0.00	\$9,462.00	\$13,804.00	\$3,132.00	\$7,763.00	\$0.00	\$0.00	\$0.00	\$0.00	\$0.00	\$0.00	\$45,573.00	\$247,512.28
3361 Servicios de apoyo administrativo, fotocopi	\$293,085.28	\$11,412.00	\$0.00	\$9,462.00	\$13,804.00	\$3,132.00	\$7,763.00	\$0.00	\$0.00	\$0.00	\$0.00	\$0.00	\$0.00	\$45,573.00	\$247,512.28
3390 Servicios profesionales, científicos y técnico	\$129,636.84	\$0.00	\$10,000.00	\$10,000.00	\$10,000.00	\$10,000.00	\$10,000.00	\$0.00	\$0.00	\$0.00	\$0.00	\$0.00	\$0.00	\$50,000.00	\$79,636.84





MUNICIPIO DE MINERAL DEL MONTE HIDALGO

Analítico Mensual de Egresos Pagados por Fuente de Financiamiento al 30/jun./2024

(Cuentas con Movimientos)

(Cifras en pesos y centavos)

Usr: Contabilidad
Rep: rptAnalíticoPresupuestoEgresos_FF

Fecha y hora de Impresión: 06/jul./2024
01:27 p. m.

Objeto del Gasto	Presupuesto Vigente	Ene	Feb	Mar	Abr	May	Jun	Jul	Ago	Sep	Oct	Nov	Dic	Total	Diferencia (Vigente - Total)
3391 Servicios profesionales, científicos y técnicos	\$129,636.84	\$0.00	\$10,000.00	\$10,000.00	\$10,000.00	\$10,000.00	\$10,000.00	\$0.00	\$0.00	\$0.00	\$0.00	\$0.00	\$0.00	\$50,000.00	\$79,636.84
3400 SERVICIOS FINANCIEROS, BANCARIOS	\$110,771.72	\$9,591.02	\$2,955.38	\$2,651.16	\$2,154.04	\$3,390.28	\$60,767.51	\$0.00	\$0.00	\$0.00	\$0.00	\$0.00	\$0.00	\$81,419.39	\$29,352.33
3410 Servicios financieros y bancarios	\$110,771.72	\$9,591.02	\$2,955.38	\$2,651.16	\$2,154.04	\$3,390.28	\$60,767.51	\$0.00	\$0.00	\$0.00	\$0.00	\$0.00	\$0.00	\$81,419.39	\$29,352.33
3411 Comisiones Bancarias	\$52,771.72	\$9,591.02	\$2,955.38	\$2,651.16	\$2,154.04	\$3,390.28	\$2,767.51	\$0.00	\$0.00	\$0.00	\$0.00	\$0.00	\$0.00	\$23,419.39	\$29,352.33
3412 Avalúo de bienes muebles	\$58,000.00	\$0.00	\$0.00	\$0.00	\$0.00	\$0.00	\$58,000.00	\$0.00	\$0.00	\$0.00	\$0.00	\$0.00	\$0.00	\$58,000.00	\$0.00
3500 SERVICIOS DE INSTALACIÓN, REPARAC	\$1,820,402.24	\$18,212.00	\$176,577.61	\$408,481.15	\$134,508.50	\$151,796.66	\$150,043.40	\$0.00	\$0.00	\$0.00	\$0.00	\$0.00	\$0.00	\$1,039,619.32	\$780,782.92
3510 Conservación y mantenimiento menor de ir	\$558,578.84	\$5,148.00	\$16,820.00	\$185,647.59	\$10,672.00	\$74,124.00	\$2,900.00	\$0.00	\$0.00	\$0.00	\$0.00	\$0.00	\$0.00	\$296,311.59	\$262,267.25
3511 Conservación y mantenimiento menor de ir	\$558,578.84	\$5,148.00	\$16,820.00	\$185,647.59	\$10,672.00	\$74,124.00	\$2,900.00	\$0.00	\$0.00	\$0.00	\$0.00	\$0.00	\$0.00	\$296,311.59	\$262,267.25
3520 Instalación, reparación y mantenimiento de	\$5,469.84	\$0.00	\$2,665.60	\$0.00	\$879.38	\$0.00	\$1,160.00	\$0.00	\$0.00	\$0.00	\$0.00	\$0.00	\$0.00	\$4,704.98	\$764.86
3521 Instalación, reparación y mantenimiento de	\$5,469.84	\$0.00	\$2,665.60	\$0.00	\$879.38	\$0.00	\$1,160.00	\$0.00	\$0.00	\$0.00	\$0.00	\$0.00	\$0.00	\$4,704.98	\$764.86
3530 Instalación, reparación y mantenimiento de	\$6,999.96	\$0.00	\$0.00	\$1,798.00	\$0.00	\$0.00	\$0.00	\$0.00	\$0.00	\$0.00	\$0.00	\$0.00	\$0.00	\$1,798.00	\$5,201.96
3531 Instalación, reparación y mantenimiento de	\$6,999.96	\$0.00	\$0.00	\$1,798.00	\$0.00	\$0.00	\$0.00	\$0.00	\$0.00	\$0.00	\$0.00	\$0.00	\$0.00	\$1,798.00	\$5,201.96
3550 Reparación y mantenimiento de equipo de	\$409,161.88	\$12,064.00	\$14,596.01	\$46,409.96	\$7,238.40	\$23,012.30	\$56,704.00	\$0.00	\$0.00	\$0.00	\$0.00	\$0.00	\$0.00	\$160,024.67	\$249,137.21
3551 Reparación y mantenimiento de equipo de	\$409,161.88	\$12,064.00	\$14,596.01	\$46,409.96	\$7,238.40	\$23,012.30	\$56,704.00	\$0.00	\$0.00	\$0.00	\$0.00	\$0.00	\$0.00	\$160,024.67	\$249,137.21
3570 Instalación, reparación y mantenimiento de	\$15,414.00	\$0.00	\$0.00	\$0.00	\$0.00	\$14,901.36	\$0.00	\$0.00	\$0.00	\$0.00	\$0.00	\$0.00	\$0.00	\$14,901.36	\$512.64
3571 Instalación, reparación y mantenimiento de	\$15,414.00	\$0.00	\$0.00	\$0.00	\$0.00	\$14,901.36	\$0.00	\$0.00	\$0.00	\$0.00	\$0.00	\$0.00	\$0.00	\$14,901.36	\$512.64
3580 Servicios de limpieza y manejo de desechc	\$819,777.68	\$0.00	\$142,496.00	\$174,625.60	\$115,718.72	\$39,759.00	\$89,279.40	\$0.00	\$0.00	\$0.00	\$0.00	\$0.00	\$0.00	\$561,878.72	\$257,898.96
3581 Servicios de limpieza y manejo de desechc	\$819,777.68	\$0.00	\$142,496.00	\$174,625.60	\$115,718.72	\$39,759.00	\$89,279.40	\$0.00	\$0.00	\$0.00	\$0.00	\$0.00	\$0.00	\$561,878.72	\$257,898.96
3590 Servicios de jardinería y fumigación	\$5,000.04	\$0.00	\$0.00	\$0.00	\$0.00	\$0.00	\$0.00	\$0.00	\$0.00	\$0.00	\$0.00	\$0.00	\$0.00	\$0.00	\$5,000.04
3591 Servicios de jardinería y fumigación	\$5,000.04	\$0.00	\$0.00	\$0.00	\$0.00	\$0.00	\$0.00	\$0.00	\$0.00	\$0.00	\$0.00	\$0.00	\$0.00	\$0.00	\$5,000.04
3600 SERVICIOS DE COMUNICACIÓN SOCIAL	\$150,816.96	\$2,784.00	\$11,977.00	\$5,106.32	\$0.00	\$0.00	\$0.00	\$0.00	\$0.00	\$0.00	\$0.00	\$0.00	\$0.00	\$19,867.32	\$130,949.64
3610 Difusión por radio, televisión y otros medio	\$150,816.96	\$2,784.00	\$11,977.00	\$5,106.32	\$0.00	\$0.00	\$0.00	\$0.00	\$0.00	\$0.00	\$0.00	\$0.00	\$0.00	\$19,867.32	\$130,949.64
3611 Difusión por radio, televisión y otros medio	\$150,816.96	\$2,784.00	\$11,977.00	\$5,106.32	\$0.00	\$0.00	\$0.00	\$0.00	\$0.00	\$0.00	\$0.00	\$0.00	\$0.00	\$19,867.32	\$130,949.64
3700 SERVICIOS DE TRASLADOS Y VIÁTICOS	\$66,961.80	\$1,837.49	\$0.00	\$0.00	\$0.00	\$0.00	\$516.00	\$0.00	\$0.00	\$0.00	\$0.00	\$0.00	\$0.00	\$2,353.49	\$64,608.31
3710 Pasajes aéreos	\$19,260.00	\$0.00	\$0.00	\$0.00	\$0.00	\$0.00	\$0.00	\$0.00	\$0.00	\$0.00	\$0.00	\$0.00	\$0.00	\$0.00	\$19,260.00
3711 Pasajes aéreos	\$19,260.00	\$0.00	\$0.00	\$0.00	\$0.00	\$0.00	\$0.00	\$0.00	\$0.00	\$0.00	\$0.00	\$0.00	\$0.00	\$0.00	\$19,260.00
3720 Pasajes terrestres	\$150.00	\$0.00	\$0.00	\$0.00	\$0.00	\$0.00	\$0.00	\$0.00	\$0.00	\$0.00	\$0.00	\$0.00	\$0.00	\$0.00	\$150.00
3721 Pasajes terrestres	\$150.00	\$0.00	\$0.00	\$0.00	\$0.00	\$0.00	\$0.00	\$0.00	\$0.00	\$0.00	\$0.00	\$0.00	\$0.00	\$0.00	\$150.00
3750 Viáticos en el país	\$47,551.80	\$1,837.49	\$0.00	\$0.00	\$0.00	\$0.00	\$516.00	\$0.00	\$0.00	\$0.00	\$0.00	\$0.00	\$0.00	\$2,353.49	\$45,198.31
3751 Viáticos en el país	\$47,551.80	\$1,837.49	\$0.00	\$0.00	\$0.00	\$0.00	\$516.00	\$0.00	\$0.00	\$0.00	\$0.00	\$0.00	\$0.00	\$2,353.49	\$45,198.31
3800 SERVICIOS OFICIALES	\$2,556,099.48	\$477,350.50	\$180,716.54	\$133,795.99	\$251,334.00	\$225,980.00	\$12,016.00	\$0.00	\$0.00	\$0.00	\$0.00	\$0.00	\$0.00	\$1,281,193.03	\$1,274,906.45
3820 Gastos de orden social y cultural	\$2,556,099.48	\$477,350.50	\$180,716.54	\$133,795.99	\$251,334.00	\$225,980.00	\$12,016.00	\$0.00	\$0.00	\$0.00	\$0.00	\$0.00	\$0.00	\$1,281,193.03	\$1,274,906.45
3821 Gastos de orden social y cultural	\$2,556,099.48	\$477,350.50	\$180,716.54	\$133,795.99	\$251,334.00	\$225,980.00	\$12,016.00	\$0.00	\$0.00	\$0.00	\$0.00	\$0.00	\$0.00	\$1,281,193.03	\$1,274,906.45
3900 OTROS SERVICIOS GENERALES	\$209,082.92	\$221.42	\$10,895.99	\$91,308.98	\$21,348.73	\$1,894.00	\$18,816.00	\$0.00	\$0.00	\$0.00	\$0.00	\$0.00	\$0.00	\$144,483.12	\$64,599.80
3920 Impuestos y derechos	\$166,637.96	\$221.42	\$7,617.99	\$89,497.98	\$3,271.73	\$0.00	\$4,668.00	\$0.00	\$0.00	\$0.00	\$0.00	\$0.00	\$0.00	\$105,277.12	\$61,360.84
3921 Impuestos y derechos	\$166,637.96	\$221.42	\$7,617.99	\$89,497.98	\$3,271.73	\$0.00	\$4,668.00	\$0.00	\$0.00	\$0.00	\$0.00	\$0.00	\$0.00	\$105,277.12	\$61,360.84
3940 Sentencias y resoluciones por autoridad co	\$17,445.00	\$0.00	\$1,443.00	\$0.00	\$16,002.00	\$0.00	\$12,200.00	\$0.00	\$0.00	\$0.00	\$0.00	\$0.00	\$0.00	\$29,645.00	-\$12,200.00
3941 Sentencias y resoluciones por autoridad co	\$17,445.00	\$0.00	\$1,443.00	\$0.00	\$16,002.00	\$0.00	\$12,200.00	\$0.00	\$0.00	\$0.00	\$0.00	\$0.00	\$0.00	\$29,645.00	-\$12,200.00
3980 Impuesto sobre nóminas y otros que se de	\$24,999.96	\$0.00	\$1,835.00	\$1,809.00	\$2,075.00	\$1,894.00	\$1,948.00	\$0.00	\$0.00	\$0.00	\$0.00	\$0.00	\$0.00	\$9,561.00	\$15,438.96
3981 Impuesto sobre nóminas y otros que se de	\$24,999.96	\$0.00	\$1,835.00	\$1,809.00	\$2,075.00	\$1,894.00	\$1,948.00	\$0.00	\$0.00	\$0.00	\$0.00	\$0.00	\$0.00	\$9,561.00	\$15,438.96





**MUNICIPIO DE MINERAL DEL MONTE
HIDALGO**

Analítico Mensual de Egresos Pagados por Fuente de Financiamiento al 30/jun./2024

(Cuentas con Movimientos)

(Cifras en pesos y centavos)

Usr: Contabilidad
Rep: rptAnalíticoPresupuestoEgresos_FF

Fecha y hora de Impresión: 06/jul./2024 01:27 p. m.

Objeto del Gasto	Presupuesto Vigente	Ene	Feb	Mar	Abr	May	Jun	Jul	Ago	Sep	Oct	Nov	Dic	Total	Diferencia (Vigente - Total)
4000 TRANSFERENCIAS, ASIGNACIONES	\$1,395,000.00	\$39,864.00	\$45,902.00	\$57,624.35	\$125,760.33	\$37,549.00	\$33,372.60	\$0.00	\$0.00	\$0.00	\$0.00	\$0.00	\$0.00	\$340,072.29	\$1,054,927.71
4400 AYUDAS SOCIALES	\$1,395,000.00	\$39,864.00	\$45,902.00	\$57,624.35	\$125,760.33	\$37,549.00	\$33,372.60	\$0.00	\$0.00	\$0.00	\$0.00	\$0.00	\$0.00	\$340,072.29	\$1,054,927.71
4410 Ayudas sociales a personas	\$1,300,000.00	\$39,864.00	\$40,902.00	\$38,522.38	\$120,346.61	\$37,549.00	\$24,937.00	\$0.00	\$0.00	\$0.00	\$0.00	\$0.00	\$0.00	\$302,120.99	\$997,879.01
4411 Ayudas sociales a personas	\$1,300,000.00	\$39,864.00	\$40,902.00	\$38,522.38	\$120,346.61	\$37,549.00	\$24,937.00	\$0.00	\$0.00	\$0.00	\$0.00	\$0.00	\$0.00	\$302,120.99	\$997,879.01
4430 Ayudas sociales a instituciones de enseñar	\$95,000.00	\$0.00	\$5,000.00	\$19,101.98	\$5,413.72	\$0.00	\$8,435.60	\$0.00	\$0.00	\$0.00	\$0.00	\$0.00	\$0.00	\$37,951.30	\$57,048.70
4431 Ayudas sociales a instituciones de enseñar	\$95,000.00	\$0.00	\$5,000.00	\$19,101.98	\$5,413.72	\$0.00	\$8,435.60	\$0.00	\$0.00	\$0.00	\$0.00	\$0.00	\$0.00	\$37,951.30	\$57,048.70
Recursos Fiscales	\$13,652,733.18	\$745,542.99	\$1,128,237.41	\$1,080,765.14	\$863,119.35	\$1,027,022.20	\$711,835.36	\$0.00	\$0.00	\$0.00	\$0.00	\$0.00	\$0.00	\$5,554,512.45	\$7,998,220.71

1102 Recursos Fiscales Remantes ejercicio anterior

3000 SERVICIOS GENERALES	\$110,380.52	\$0.00	\$0.00	\$0.00	\$0.00	\$0.00	\$0.00	\$0.00	\$0.00	\$0.00	\$0.00	\$0.00	\$0.00	\$0.00	\$110,380.52
3800 SERVICIOS OFICIALES	\$110,380.52	\$0.00	\$0.00	\$0.00	\$0.00	\$0.00	\$0.00	\$0.00	\$0.00	\$0.00	\$0.00	\$0.00	\$0.00	\$0.00	\$110,380.52
3820 Gastos de orden social y cultural	\$110,380.52	\$0.00	\$0.00	\$0.00	\$0.00	\$0.00	\$0.00	\$0.00	\$0.00	\$0.00	\$0.00	\$0.00	\$0.00	\$0.00	\$110,380.52
3821 Gastos de orden social y cultural	\$110,380.52	\$0.00	\$0.00	\$0.00	\$0.00	\$0.00	\$0.00	\$0.00	\$0.00	\$0.00	\$0.00	\$0.00	\$0.00	\$0.00	\$110,380.52
6000 BIENES MUEBLES, INMUEBLES E II	\$39,104.08	\$0.00	\$0.00	\$0.00	\$0.00	\$0.00	\$0.00	\$0.00	\$0.00	\$0.00	\$0.00	\$0.00	\$0.00	\$0.00	\$39,104.08
6600 MAQUINARIA, OTROS EQUIPOS Y HERRAJ	\$39,104.08	\$0.00	\$0.00	\$0.00	\$0.00	\$0.00	\$0.00	\$0.00	\$0.00	\$0.00	\$0.00	\$0.00	\$0.00	\$0.00	\$39,104.08
6670 Herramientas y máquinas-herramienta	\$39,104.08	\$0.00	\$0.00	\$0.00	\$0.00	\$0.00	\$0.00	\$0.00	\$0.00	\$0.00	\$0.00	\$0.00	\$0.00	\$0.00	\$39,104.08
6671 Herramientas y máquinas-herramienta	\$39,104.08	\$0.00	\$0.00	\$0.00	\$0.00	\$0.00	\$0.00	\$0.00	\$0.00	\$0.00	\$0.00	\$0.00	\$0.00	\$0.00	\$39,104.08
Recursos Fiscales Remantes ejercicio	\$149,484.60	\$0.00	\$0.00	\$0.00	\$0.00	\$0.00	\$0.00	\$0.00	\$0.00	\$0.00	\$0.00	\$0.00	\$0.00	\$0.00	\$149,484.60

1103 Recursos Fiscales (Remante)

3000 SERVICIOS GENERALES	\$276,520.30	\$256,940.00	\$0.00	\$0.00	\$0.00	\$0.00	\$0.00	\$0.00	\$0.00	\$0.00	\$0.00	\$0.00	\$0.00	\$256,940.00	\$19,580.30
3800 SERVICIOS OFICIALES	\$276,520.30	\$256,940.00	\$0.00	\$0.00	\$0.00	\$0.00	\$0.00	\$0.00	\$0.00	\$0.00	\$0.00	\$0.00	\$0.00	\$256,940.00	\$19,580.30
3820 Gastos de orden social y cultural	\$276,520.30	\$256,940.00	\$0.00	\$0.00	\$0.00	\$0.00	\$0.00	\$0.00	\$0.00	\$0.00	\$0.00	\$0.00	\$0.00	\$256,940.00	\$19,580.30
3821 Gastos de orden social y cultural	\$276,520.30	\$256,940.00	\$0.00	\$0.00	\$0.00	\$0.00	\$0.00	\$0.00	\$0.00	\$0.00	\$0.00	\$0.00	\$0.00	\$256,940.00	\$19,580.30
Recursos Fiscales (Remante)	\$276,520.30	\$256,940.00	\$0.00	\$0.00	\$0.00	\$0.00	\$0.00	\$0.00	\$0.00	\$0.00	\$0.00	\$0.00	\$0.00	\$256,940.00	\$19,580.30

1501 Fondo General de Participaciones (FOGEP)

1000 SERVICIOS PERSONALES	\$20,979,720.60	\$1,386,499.03	\$1,286,465.55	\$1,269,572.12	\$1,345,811.38	\$1,310,587.29	\$1,286,652.15	\$0.00	\$0.00	\$0.00	\$0.00	\$0.00	\$0.00	\$7,885,387.52	\$13,094,333.08
1100 REMUNERACIONES AL PERSONAL DE C	\$14,228,659.56	\$1,048,001.33	\$1,059,833.28	\$1,060,437.18	\$1,070,007.95	\$1,074,562.98	\$1,069,890.64	\$0.00	\$0.00	\$0.00	\$0.00	\$0.00	\$0.00	\$6,382,733.36	\$1,845,926.20
1130 Sueldos base al personal permanente	\$14,228,659.56	\$1,048,001.33	\$1,059,833.28	\$1,060,437.18	\$1,070,007.95	\$1,074,562.98	\$1,069,890.64	\$0.00	\$0.00	\$0.00	\$0.00	\$0.00	\$0.00	\$6,382,733.36	\$1,845,926.20
1131 Sueldos base al personal permanente	\$14,228,659.56	\$1,048,001.33	\$1,059,833.28	\$1,060,437.18	\$1,070,007.95	\$1,074,562.98	\$1,069,890.64	\$0.00	\$0.00	\$0.00	\$0.00	\$0.00	\$0.00	\$6,382,733.36	\$1,845,926.20
1300 REMUNERACIONES ADICIONALES Y ESF	\$5,773,641.00	\$283,037.70	\$166,976.27	\$153,194.94	\$169,341.53	\$162,256.31	\$158,208.51	\$0.00	\$0.00	\$0.00	\$0.00	\$0.00	\$0.00	\$1,083,015.26	\$4,690,625.74
1310 Primas por años de servicios efectivos prer	\$1,729,360.68	\$116,603.00	\$120,578.00	\$116,603.00	\$112,628.00	\$116,603.00	\$116,603.00	\$0.00	\$0.00	\$0.00	\$0.00	\$0.00	\$0.00	\$599,618.00	\$1,029,742.68
1311 Primas por años de servicios efectivos prer	\$1,729,360.68	\$116,603.00	\$120,578.00	\$116,603.00	\$112,628.00	\$116,603.00	\$116,603.00	\$0.00	\$0.00	\$0.00	\$0.00	\$0.00	\$0.00	\$599,618.00	\$1,029,742.68
1320 Primas de vacaciones, dominical y gratifica	\$3,203,331.48	\$166,714.30	\$26,714.11	\$8,769.71	\$27,229.80	\$6,070.77	\$16,840.59	\$0.00	\$0.00	\$0.00	\$0.00	\$0.00	\$0.00	\$242,339.28	\$1,960,992.20
1321 Primas de vacaciones	\$832,554.83	\$156,714.30	\$26,714.11	\$732.24	\$27,229.80	\$6,070.77	\$16,840.59	\$0.00	\$0.00	\$0.00	\$0.00	\$0.00	\$0.00	\$234,301.81	\$598,253.02
1322 Gratificación fin de año	\$2,370,776.65	\$0.00	\$0.00	\$8,037.47	\$0.00	\$0.00	\$0.00	\$0.00	\$0.00	\$0.00	\$0.00	\$0.00	\$0.00	\$8,037.47	\$1,362,739.18





MUNICIPIO DE MINERAL DEL MONTE HIDALGO

Analítico Mensual de Egresos Pagados por Fuente de Financiamiento al 30/jun./2024

(Cuentas con Movimientos)
(Cifras en pesos y centavos)

Usu: Contabilidad
Rep: rptAnalíticoPresupuestoEgresos_FF

Fecha y hora de Impresión: 06/jul./2024 01:27 p. m.

Objeto del Gasto	Presupuesto Vigente	Ene	Feb	Mar	Abr	May	Jun	Jul	Ago	Sep	Oct	Nov	Dic	Total	Diferencia (Vigente - Total)
1330 Horas extraordinarias	\$340,948.84	\$9,720.40	\$19,684.16	\$27,822.23	\$29,483.73	\$29,582.54	\$24,764.92	\$0.00	\$0.00	\$0.00	\$0.00	\$0.00	\$0.00	\$141,057.98	\$699,890.86
1331 Horas extraordinarias	\$340,948.84	\$9,720.40	\$19,684.16	\$27,822.23	\$29,483.73	\$29,582.54	\$24,764.92	\$0.00	\$0.00	\$0.00	\$0.00	\$0.00	\$0.00	\$141,057.98	\$699,890.86
1500 OTRAS PRESTACIONES SOCIALES Y EC	\$977,420.04	\$55,460.00	\$59,656.00	\$55,940.00	\$106,261.90	\$83,768.00	\$58,553.00	\$0.00	\$0.00	\$0.00	\$0.00	\$0.00	\$0.00	\$419,638.90	\$557,781.14
1540 Prestaciones contractuales	\$977,420.04	\$55,460.00	\$59,656.00	\$55,940.00	\$106,261.90	\$83,768.00	\$58,553.00	\$0.00	\$0.00	\$0.00	\$0.00	\$0.00	\$0.00	\$419,638.90	\$557,781.14
1541 Canasta básica	\$175,200.00	\$53,000.00	\$53,000.00	\$53,000.00	\$53,000.00	\$53,000.00	\$53,000.00	\$0.00	\$0.00	\$0.00	\$0.00	\$0.00	\$0.00	\$318,000.00	\$457,200.00
1542 Ayuda para útiles escolares	\$3,200.00	\$0.00	\$0.00	\$0.00	\$0.00	\$0.00	\$0.00	\$0.00	\$0.00	\$0.00	\$0.00	\$0.00	\$0.00	\$0.00	\$3,200.00
1543 Becas	\$31,620.00	\$2,460.00	\$2,460.00	\$2,460.00	\$2,460.00	\$2,460.00	\$2,685.00	\$0.00	\$0.00	\$0.00	\$0.00	\$0.00	\$0.00	\$14,985.00	\$16,635.00
1544 Gastos y servicios médicos	\$19,040.29	\$0.00	\$1,840.00	\$0.00	\$0.00	\$1,549.00	\$0.00	\$0.00	\$0.00	\$0.00	\$0.00	\$0.00	\$0.00	\$3,389.00	\$15,651.29
1545 Otras prestaciones contractuales	\$148,359.75	\$0.00	\$2,356.00	\$480.00	\$50,801.90	\$28,759.00	\$2,868.00	\$0.00	\$0.00	\$0.00	\$0.00	\$0.00	\$0.00	\$83,264.90	\$65,094.85
3000 SERVICIOS GENERALES	\$459,939.40	\$24,530.93	\$68,674.00	\$54,432.00	\$35,693.00	\$37,637.00	\$36,772.00	\$0.00	\$0.00	\$0.00	\$0.00	\$0.00	\$0.00	\$255,738.93	\$204,200.47
3300 SERVICIOS PROFESIONALES, CIENTIFICO	\$92,800.00	\$13,920.00	\$27,840.00	\$18,560.00	\$0.00	\$0.00	\$0.00	\$0.00	\$0.00	\$0.00	\$0.00	\$0.00	\$0.00	\$80,320.00	\$32,480.00
3310 Servicios legales, de contabilidad, auditoría	\$92,800.00	\$13,920.00	\$27,840.00	\$18,560.00	\$0.00	\$0.00	\$0.00	\$0.00	\$0.00	\$0.00	\$0.00	\$0.00	\$0.00	\$80,320.00	\$32,480.00
3311 Servicios legales, de contabilidad, auditoría	\$92,800.00	\$13,920.00	\$27,840.00	\$18,560.00	\$0.00	\$0.00	\$0.00	\$0.00	\$0.00	\$0.00	\$0.00	\$0.00	\$0.00	\$80,320.00	\$32,480.00
3400 SERVICIOS FINANCIEROS, BANCARIOS Y	\$10,610.93	\$10,610.93	\$0.00	\$0.00	\$0.00	\$0.00	\$0.00	\$0.00	\$0.00	\$0.00	\$0.00	\$0.00	\$0.00	\$10,610.93	\$0.00
3450 Seguro de bienes patrimoniales	\$10,610.93	\$10,610.93	\$0.00	\$0.00	\$0.00	\$0.00	\$0.00	\$0.00	\$0.00	\$0.00	\$0.00	\$0.00	\$0.00	\$10,610.93	\$0.00
3451 Seguro de bienes patrimoniales	\$10,610.93	\$10,610.93	\$0.00	\$0.00	\$0.00	\$0.00	\$0.00	\$0.00	\$0.00	\$0.00	\$0.00	\$0.00	\$0.00	\$10,610.93	\$0.00
3900 OTROS SERVICIOS GENERALES	\$356,528.47	\$0.00	\$38,834.00	\$35,872.00	\$35,693.00	\$37,637.00	\$36,772.00	\$0.00	\$0.00	\$0.00	\$0.00	\$0.00	\$0.00	\$184,808.00	\$171,720.47
3980 Impuesto sobre nóminas y otros que se de	\$356,528.47	\$0.00	\$38,834.00	\$35,872.00	\$35,693.00	\$37,637.00	\$36,772.00	\$0.00	\$0.00	\$0.00	\$0.00	\$0.00	\$0.00	\$184,808.00	\$171,720.47
3981 Impuesto sobre nóminas y otros que se de	\$356,528.47	\$0.00	\$38,834.00	\$35,872.00	\$35,693.00	\$37,637.00	\$36,772.00	\$0.00	\$0.00	\$0.00	\$0.00	\$0.00	\$0.00	\$184,808.00	\$171,720.47
4000 TRANSFERENCIAS, ASIGNACIONES	\$220,704.00	\$18,392.00	\$18,392.00	\$18,392.00	\$18,392.00	\$18,392.00	\$18,392.00	\$0.00	\$0.00	\$0.00	\$0.00	\$0.00	\$0.00	\$110,352.00	\$110,352.00
4400 AYUDAS SOCIALES	\$220,704.00	\$18,392.00	\$18,392.00	\$18,392.00	\$18,392.00	\$18,392.00	\$18,392.00	\$0.00	\$0.00	\$0.00	\$0.00	\$0.00	\$0.00	\$110,352.00	\$110,352.00
4450 Ayudas sociales a instituciones sin fines de	\$220,704.00	\$18,392.00	\$18,392.00	\$18,392.00	\$18,392.00	\$18,392.00	\$18,392.00	\$0.00	\$0.00	\$0.00	\$0.00	\$0.00	\$0.00	\$110,352.00	\$110,352.00
4451 Defensa del Menor	\$43,164.00	\$3,597.00	\$3,597.00	\$3,597.00	\$3,597.00	\$3,597.00	\$3,597.00	\$0.00	\$0.00	\$0.00	\$0.00	\$0.00	\$0.00	\$21,582.00	\$21,582.00
4452 Hospital del Niño	\$105,600.00	\$8,800.00	\$8,800.00	\$8,800.00	\$8,800.00	\$8,800.00	\$8,800.00	\$0.00	\$0.00	\$0.00	\$0.00	\$0.00	\$0.00	\$52,800.00	\$52,800.00
4453 Ayuda al CRIRH	\$71,940.00	\$5,995.00	\$5,995.00	\$5,995.00	\$5,995.00	\$5,995.00	\$5,995.00	\$0.00	\$0.00	\$0.00	\$0.00	\$0.00	\$0.00	\$35,970.00	\$35,970.00
Fondo General de Participaciones (FC)	\$21,680,364.00	\$1,429,421.96	\$1,371,531.55	\$1,342,396.12	\$1,399,696.38	\$1,366,616.29	\$1,341,816.15	\$0.00	\$0.00	\$0.00	\$0.00	\$0.00	\$0.00	\$8,281,478.45	\$13,408,885.55

1502 Fondo de Fomento Municipal (FOFOM)

1000 SERVICIOS PERSONALES	\$5,998,364.08	\$364,893.79	\$367,220.42	\$362,679.58	\$370,522.44	\$375,360.27	\$364,799.24	\$0.00	\$0.00	\$0.00	\$0.00	\$0.00	\$0.00	\$2,205,475.74	\$1,392,888.34
1100 REMUNERACIONES AL PERSONAL DE C	\$4,585,725.12	\$364,177.30	\$361,270.97	\$367,864.85	\$370,522.44	\$370,783.74	\$364,799.24	\$0.00	\$0.00	\$0.00	\$0.00	\$0.00	\$0.00	\$2,189,418.54	\$1,396,306.58
1110 Dietas	\$3,618,000.00	\$301,500.00	\$301,500.00	\$301,500.00	\$301,500.00	\$301,500.00	\$301,500.00	\$0.00	\$0.00	\$0.00	\$0.00	\$0.00	\$0.00	\$1,809,000.00	\$1,809,000.00
1111 Dietas	\$3,618,000.00	\$301,500.00	\$301,500.00	\$301,500.00	\$301,500.00	\$301,500.00	\$301,500.00	\$0.00	\$0.00	\$0.00	\$0.00	\$0.00	\$0.00	\$1,809,000.00	\$1,809,000.00
1130 Sueldos base al personal permanente	\$967,725.12	\$62,677.30	\$59,770.97	\$56,364.85	\$69,022.44	\$69,283.74	\$63,299.24	\$0.00	\$0.00	\$0.00	\$0.00	\$0.00	\$0.00	\$380,418.54	\$587,306.58
1131 Sueldos base al personal permanente	\$967,725.12	\$62,677.30	\$59,770.97	\$56,364.85	\$69,022.44	\$69,283.74	\$63,299.24	\$0.00	\$0.00	\$0.00	\$0.00	\$0.00	\$0.00	\$380,418.54	\$587,306.58
1300 REMUNERACIONES ADICIONALES Y ESF	\$1,012,638.96	\$716.49	\$5,949.45	\$4,814.73	\$0.00	\$4,576.53	\$0.00	\$0.00	\$0.00	\$0.00	\$0.00	\$0.00	\$0.00	\$16,057.20	\$96,581.76
1320 Primas de vacaciones, dominical y gratifica	\$1,012,638.96	\$716.49	\$5,949.45	\$4,814.73	\$0.00	\$4,576.53	\$0.00	\$0.00	\$0.00	\$0.00	\$0.00	\$0.00	\$0.00	\$16,057.20	\$96,581.76
1321 Primas de vacaciones	\$48,920.40	\$716.49	\$3,661.18	\$0.00	\$0.00	\$0.00	\$0.00	\$0.00	\$0.00	\$0.00	\$0.00	\$0.00	\$0.00	\$4,377.67	\$44,542.73
1322 Gratificación fin de año	\$963,718.56	\$0.00	\$2,288.27	\$4,814.73	\$0.00	\$4,576.53	\$0.00	\$0.00	\$0.00	\$0.00	\$0.00	\$0.00	\$0.00	\$11,679.53	\$92,039.03
2000 MATERIALES Y SUMINISTROS	\$625,047.21	\$0.00	\$0.00	\$0.00	\$0.00	\$0.00	\$0.00	\$0.00	\$0.00	\$0.00	\$0.00	\$0.00	\$0.00	\$0.00	\$625,047.21





MUNICIPIO DE MINERAL DEL MONTE HIDALGO

Analítico Mensual de Egresos Pagados por Fuente de Financiamiento al 30/jun./2024

(Cuentas con Movimientos)
(Cifras en pesos y centavos)

Fecha y hora de Impresión: 06/jul./2024
01:27 p. m.

Usu: Contabilidad
Rep: rptAnaliticoPresupuestoEgresos_FF

Objeto del Gasto	Presupuesto Vigente	Ene	Feb	Mar	Abr	May	Jun	Jul	Ago	Sep	Oct	Nov	Dic	Total	Diferencia (Vigente - Total)
2600 COMBUSTIBLES, LUBRICANTES Y ADITIVOS	\$625,047.21	\$0.00	\$0.00	\$0.00	\$0.00	\$0.00	\$0.00	\$0.00	\$0.00	\$0.00	\$0.00	\$0.00	\$0.00	\$0.00	\$625,047.21
2610 Combustibles, lubricantes y aditivos	\$625,047.21	\$0.00	\$0.00	\$0.00	\$0.00	\$0.00	\$0.00	\$0.00	\$0.00	\$0.00	\$0.00	\$0.00	\$0.00	\$0.00	\$625,047.21
2611 Combustibles, lubricantes y aditivos	\$625,047.21	\$0.00	\$0.00	\$0.00	\$0.00	\$0.00	\$0.00	\$0.00	\$0.00	\$0.00	\$0.00	\$0.00	\$0.00	\$0.00	\$625,047.21
3000 SERVICIOS GENERALES	\$268,081.96	\$0.00	\$8,898.00	\$9,150.00	\$9,016.00	\$9,254.00	\$132,939.00	\$0.00	\$0.00	\$0.00	\$0.00	\$0.00	\$0.00	\$169,257.00	\$98,824.96
3300 SERVICIOS PROFESIONALES, CIENTIFICOS Y TECNICO	\$123,550.00	\$0.00	\$0.00	\$0.00	\$0.00	\$0.00	\$123,550.00	\$0.00	\$0.00	\$0.00	\$0.00	\$0.00	\$0.00	\$123,550.00	\$0.00
3360 Servicios de apoyo administrativo, traducción e interpretación	\$123,550.00	\$0.00	\$0.00	\$0.00	\$0.00	\$0.00	\$123,550.00	\$0.00	\$0.00	\$0.00	\$0.00	\$0.00	\$0.00	\$123,550.00	\$0.00
3361 Servicios de apoyo administrativo, fotocopia	\$123,550.00	\$0.00	\$0.00	\$0.00	\$0.00	\$0.00	\$123,550.00	\$0.00	\$0.00	\$0.00	\$0.00	\$0.00	\$0.00	\$123,550.00	\$0.00
3900 OTROS SERVICIOS GENERALES	\$144,531.96	\$0.00	\$8,898.00	\$9,150.00	\$9,016.00	\$9,254.00	\$9,389.00	\$0.00	\$0.00	\$0.00	\$0.00	\$0.00	\$0.00	\$45,707.00	\$98,824.96
3980 Impuesto sobre nóminas y otros que se de	\$144,531.96	\$0.00	\$8,898.00	\$9,150.00	\$9,016.00	\$9,254.00	\$9,389.00	\$0.00	\$0.00	\$0.00	\$0.00	\$0.00	\$0.00	\$45,707.00	\$98,824.96
3981 Impuesto sobre nóminas y otros que se de	\$144,531.96	\$0.00	\$8,898.00	\$9,150.00	\$9,016.00	\$9,254.00	\$9,389.00	\$0.00	\$0.00	\$0.00	\$0.00	\$0.00	\$0.00	\$45,707.00	\$98,824.96
4000 TRANSFERENCIAS, ASIGNACIONES Y SUBSIDIOS	\$1,142,865.96	\$105,294.04	\$105,294.04	\$105,294.04	\$105,294.04	\$111,594.04	\$105,294.04	\$0.00	\$0.00	\$0.00	\$0.00	\$0.00	\$0.00	\$638,064.24	\$504,801.72
4500 PENSIONES Y JUBILACIONES	\$1,142,865.96	\$105,294.04	\$105,294.04	\$105,294.04	\$105,294.04	\$111,594.04	\$105,294.04	\$0.00	\$0.00	\$0.00	\$0.00	\$0.00	\$0.00	\$638,064.24	\$504,801.72
4510 Pensiones	\$1,142,865.96	\$105,294.04	\$105,294.04	\$105,294.04	\$105,294.04	\$111,594.04	\$105,294.04	\$0.00	\$0.00	\$0.00	\$0.00	\$0.00	\$0.00	\$638,064.24	\$504,801.72
4511 Pensiones y Jubilaciones	\$1,142,865.96	\$105,294.04	\$105,294.04	\$105,294.04	\$105,294.04	\$111,594.04	\$105,294.04	\$0.00	\$0.00	\$0.00	\$0.00	\$0.00	\$0.00	\$638,064.24	\$504,801.72
6000 INVERSIÓN PÚBLICA	\$316,402.79	\$0.00	\$0.00	\$0.00	\$0.00	\$0.00	\$0.00	\$0.00	\$0.00	\$0.00	\$0.00	\$0.00	\$0.00	\$0.00	\$316,402.79
6100 OBRA PÚBLICA EN BIENES DE DOMINIO	\$316,402.79	\$0.00	\$0.00	\$0.00	\$0.00	\$0.00	\$0.00	\$0.00	\$0.00	\$0.00	\$0.00	\$0.00	\$0.00	\$0.00	\$316,402.79
6150 Construcción de vías de comunicación	\$316,402.79	\$0.00	\$0.00	\$0.00	\$0.00	\$0.00	\$0.00	\$0.00	\$0.00	\$0.00	\$0.00	\$0.00	\$0.00	\$0.00	\$316,402.79
6151 Mantenimiento de Bacheo en Calles de Ca	\$316,402.79	\$0.00	\$0.00	\$0.00	\$0.00	\$0.00	\$0.00	\$0.00	\$0.00	\$0.00	\$0.00	\$0.00	\$0.00	\$0.00	\$316,402.79
Fondo de Fomento Municipal (FOFOM)	\$7,950,762.00	\$470,187.83	\$481,412.46	\$477,123.62	\$484,832.48	\$496,298.31	\$603,032.28	\$0.00	\$0.00	\$0.00	\$0.00	\$0.00	\$0.00	\$3,012,796.98	\$4,937,965.02

1503 Fondo de Fiscalización y Recaudación (FOFYR)

1000 SERVICIOS PERSONALES	\$330,877.96	\$45,968.71	\$51,401.12	\$59,420.72	\$51,401.12	\$51,401.12	\$61,153.73	\$0.00	\$0.00	\$0.00	\$0.00	\$0.00	\$0.00	\$320,746.52	\$510,131.44
1100 REMUNERACIONES AL PERSONAL DE C	\$630,875.52	\$45,968.71	\$51,401.12	\$51,401.12	\$51,401.12	\$51,401.12	\$51,401.12	\$0.00	\$0.00	\$0.00	\$0.00	\$0.00	\$0.00	\$302,974.31	\$327,901.21
1130 Sueldos base al personal permanente	\$630,875.52	\$45,968.71	\$51,401.12	\$51,401.12	\$51,401.12	\$51,401.12	\$51,401.12	\$0.00	\$0.00	\$0.00	\$0.00	\$0.00	\$0.00	\$302,974.31	\$327,901.21
1131 Sueldos base al personal permanente	\$630,875.52	\$45,968.71	\$51,401.12	\$51,401.12	\$51,401.12	\$51,401.12	\$51,401.12	\$0.00	\$0.00	\$0.00	\$0.00	\$0.00	\$0.00	\$302,974.31	\$327,901.21
1300 REMUNERACIONES ADICIONALES Y ESF	\$153,702.48	\$0.00	\$0.00	\$8,019.60	\$0.00	\$0.00	\$9,752.61	\$0.00	\$0.00	\$0.00	\$0.00	\$0.00	\$0.00	\$17,772.21	\$135,930.27
1320 Primas de vacaciones, dominical y gratifica	\$139,524.48	\$0.00	\$0.00	\$8,019.60	\$0.00	\$0.00	\$9,752.61	\$0.00	\$0.00	\$0.00	\$0.00	\$0.00	\$0.00	\$17,772.21	\$121,752.27
1321 Primas de vacaciones	\$34,378.57	\$0.00	\$0.00	\$8,019.60	\$0.00	\$0.00	\$0.00	\$0.00	\$0.00	\$0.00	\$0.00	\$0.00	\$0.00	\$8,019.60	\$26,358.97
1322 Gratificación fin de año	\$105,145.91	\$0.00	\$0.00	\$0.00	\$0.00	\$0.00	\$9,752.61	\$0.00	\$0.00	\$0.00	\$0.00	\$0.00	\$0.00	\$9,752.61	\$95,393.30
1330 Horas extraordinarias	\$14,178.00	\$0.00	\$0.00	\$0.00	\$0.00	\$0.00	\$0.00	\$0.00	\$0.00	\$0.00	\$0.00	\$0.00	\$0.00	\$0.00	\$14,178.00
1331 Horas extraordinarias	\$14,178.00	\$0.00	\$0.00	\$0.00	\$0.00	\$0.00	\$0.00	\$0.00	\$0.00	\$0.00	\$0.00	\$0.00	\$0.00	\$0.00	\$14,178.00
1500 OTRAS PRESTACIONES SOCIALES Y EC	\$46,299.96	\$0.00	\$0.00	\$0.00	\$0.00	\$0.00	\$0.00	\$0.00	\$0.00	\$0.00	\$0.00	\$0.00	\$0.00	\$0.00	\$46,299.96
1540 Prestaciones contractuales	\$24,999.96	\$0.00	\$0.00	\$0.00	\$0.00	\$0.00	\$0.00	\$0.00	\$0.00	\$0.00	\$0.00	\$0.00	\$0.00	\$0.00	\$24,999.96
1545 Otras prestaciones contractuales	\$24,999.96	\$0.00	\$0.00	\$0.00	\$0.00	\$0.00	\$0.00	\$0.00	\$0.00	\$0.00	\$0.00	\$0.00	\$0.00	\$0.00	\$24,999.96
1550 Apoyos a la capacitación de los servidores	\$21,300.00	\$0.00	\$0.00	\$0.00	\$0.00	\$0.00	\$0.00	\$0.00	\$0.00	\$0.00	\$0.00	\$0.00	\$0.00	\$0.00	\$21,300.00
1551 Apoyos a la capacitación de los servidores	\$21,300.00	\$0.00	\$0.00	\$0.00	\$0.00	\$0.00	\$0.00	\$0.00	\$0.00	\$0.00	\$0.00	\$0.00	\$0.00	\$0.00	\$21,300.00
3000 SERVICIOS GENERALES	\$292,655.04	\$224,602.30	\$25,962.28	\$1,428.00	\$1,632.00	\$1,428.00	\$16,028.00	\$0.00	\$0.00	\$0.00	\$0.00	\$0.00	\$0.00	\$270,980.58	\$21,674.46
3200 SERVICIOS DE ARRENDAMIENTO	\$15,000.00	\$0.00	\$0.00	\$0.00	\$0.00	\$0.00	\$14,600.00	\$0.00	\$0.00	\$0.00	\$0.00	\$0.00	\$0.00	\$14,600.00	\$400.00
3270 Arrendamiento de activos intangibles	\$15,000.00	\$0.00	\$0.00	\$0.00	\$0.00	\$0.00	\$14,600.00	\$0.00	\$0.00	\$0.00	\$0.00	\$0.00	\$0.00	\$14,600.00	\$400.00





**MUNICIPIO DE MINERAL DEL MONTE
HIDALGO**

Analítico Mensual de Egresos Pagados por Fuente de Financiamiento al 30/jun./2024

(Cuentas con Movimientos)

(Cifras en pesos y centavos)

Usr: Contabilidad
Rep: rptAnaliticoPresupuestoEgresos_FF

Fecha y hora de Impresión | 06/jul./2024
01:27 p. m.

Objeto del Gasto	Presupuesto Vigente	Ene	Feb	Mar	Abr	May	Jun	Jul	Ago	Sep	Oct	Nov	Dic	Total	Diferencia (Vigente - Total)
3271 Arrendamiento de activos intangibles	\$15,000.00	\$0.00	\$0.00	\$0.00	\$0.00	\$0.00	\$14,600.00	\$0.00	\$0.00	\$0.00	\$0.00	\$0.00	\$0.00	\$14,600.00	\$400.00
3400 SERVICIOS FINANCIEROS, BANCARIOS	\$253,475.08	\$224,502.30	\$24,684.28	\$0.00	\$0.00	\$0.00	\$0.00	\$0.00	\$0.00	\$0.00	\$0.00	\$0.00	\$0.00	\$249,186.58	\$4,288.50
3450 Seguro de bienes patrimoniales	\$253,475.08	\$224,502.30	\$24,684.28	\$0.00	\$0.00	\$0.00	\$0.00	\$0.00	\$0.00	\$0.00	\$0.00	\$0.00	\$0.00	\$249,186.58	\$4,288.50
3451 Seguro de bienes patrimoniales	\$253,475.08	\$224,502.30	\$24,684.28	\$0.00	\$0.00	\$0.00	\$0.00	\$0.00	\$0.00	\$0.00	\$0.00	\$0.00	\$0.00	\$249,186.58	\$4,288.50
3900 OTROS SERVICIOS GENERALES	\$24,189.96	\$0.00	\$1,278.00	\$1,428.00	\$1,632.00	\$1,428.00	\$1,428.00	\$0.00	\$0.00	\$0.00	\$0.00	\$0.00	\$0.00	\$7,194.00	\$16,995.96
3980 Impuesto sobre nóminas y otros que se de	\$24,189.96	\$0.00	\$1,278.00	\$1,428.00	\$1,632.00	\$1,428.00	\$1,428.00	\$0.00	\$0.00	\$0.00	\$0.00	\$0.00	\$0.00	\$7,194.00	\$16,995.96
3981 Impuesto sobre nóminas y otros que se de	\$24,189.96	\$0.00	\$1,278.00	\$1,428.00	\$1,632.00	\$1,428.00	\$1,428.00	\$0.00	\$0.00	\$0.00	\$0.00	\$0.00	\$0.00	\$7,194.00	\$16,995.96
Fondo de Fiscalización y Recaudación	\$1,123,543.00	\$270,471.01	\$77,363.40	\$60,848.72	\$53,033.12	\$62,829.12	\$77,181.73	\$0.00	\$0.00	\$0.00	\$0.00	\$0.00	\$0.00	\$591,727.10	\$531,815.90

1504 Incentivo del Impuesto Especial Sobre Producción y Servicios (Gasolina y Diésel)

2000 MATERIALES Y SUMINISTROS	\$688,533.00	\$0.00	\$0.00	\$40,230.03	\$58,991.22	\$49,182.41	\$24,615.41	\$0.00	\$0.00	\$0.00	\$0.00	\$0.00	\$0.00	\$173,019.07	\$515,513.93
2600 COMBUSTIBLES, LUBRICANTES Y ADITIVOS	\$688,533.00	\$0.00	\$0.00	\$40,230.03	\$58,991.22	\$49,182.41	\$24,615.41	\$0.00	\$0.00	\$0.00	\$0.00	\$0.00	\$0.00	\$173,019.07	\$515,513.93
2610 Combustibles, lubricantes y aditivos	\$688,533.00	\$0.00	\$0.00	\$40,230.03	\$58,991.22	\$49,182.41	\$24,615.41	\$0.00	\$0.00	\$0.00	\$0.00	\$0.00	\$0.00	\$173,019.07	\$515,513.93
2611 Combustibles, lubricantes y aditivos	\$688,533.00	\$0.00	\$0.00	\$40,230.03	\$58,991.22	\$49,182.41	\$24,615.41	\$0.00	\$0.00	\$0.00	\$0.00	\$0.00	\$0.00	\$173,019.07	\$515,513.93
3000 SERVICIOS GENERALES	\$5,000.00	\$0.00	\$0.00	\$4,060.00	\$0.00	\$0.00	\$0.00	\$0.00	\$0.00	\$0.00	\$0.00	\$0.00	\$0.00	\$4,060.00	\$940.00
3500 SERVICIOS DE INSTALACIÓN, REPARACIÓN Y MANTENIMIENTO DE EQUIPO DE	\$5,000.00	\$0.00	\$0.00	\$4,060.00	\$0.00	\$0.00	\$0.00	\$0.00	\$0.00	\$0.00	\$0.00	\$0.00	\$0.00	\$4,060.00	\$940.00
3550 Reparación y mantenimiento de equipo de	\$5,000.00	\$0.00	\$0.00	\$4,060.00	\$0.00	\$0.00	\$0.00	\$0.00	\$0.00	\$0.00	\$0.00	\$0.00	\$0.00	\$4,060.00	\$940.00
3551 Reparación y mantenimiento de equipo de	\$5,000.00	\$0.00	\$0.00	\$4,060.00	\$0.00	\$0.00	\$0.00	\$0.00	\$0.00	\$0.00	\$0.00	\$0.00	\$0.00	\$4,060.00	\$940.00
Incentivo del Impuesto Especial Sobre	\$693,533.00	\$0.00	\$0.00	\$44,290.03	\$58,991.22	\$49,182.41	\$24,615.41	\$0.00	\$0.00	\$0.00	\$0.00	\$0.00	\$0.00	\$177,079.07	\$516,453.93

1505 Impuesto Especial Sobre Producción y Servicios (IESPS Tab)

2000 MATERIALES Y SUMINISTROS	\$341,016.96	\$0.00	\$0.00	\$18,493.84	\$32,545.50	\$29,207.86	\$31,643.83	\$0.00	\$0.00	\$0.00	\$0.00	\$0.00	\$0.00	\$111,891.03	\$229,125.93
2600 COMBUSTIBLES, LUBRICANTES Y ADITIVOS	\$341,016.96	\$0.00	\$0.00	\$18,493.84	\$32,545.50	\$29,207.86	\$31,643.83	\$0.00	\$0.00	\$0.00	\$0.00	\$0.00	\$0.00	\$111,891.03	\$229,125.93
2610 Combustibles, lubricantes y aditivos	\$341,016.96	\$0.00	\$0.00	\$18,493.84	\$32,545.50	\$29,207.86	\$31,643.83	\$0.00	\$0.00	\$0.00	\$0.00	\$0.00	\$0.00	\$111,891.03	\$229,125.93
2611 Combustibles, lubricantes y aditivos	\$341,016.96	\$0.00	\$0.00	\$18,493.84	\$32,545.50	\$29,207.86	\$31,643.83	\$0.00	\$0.00	\$0.00	\$0.00	\$0.00	\$0.00	\$111,891.03	\$229,125.93
3000 SERVICIOS GENERALES	\$26,846.04	\$0.00	\$8,816.00	\$0.00	\$0.00	\$0.00	\$8,700.00	\$0.00	\$0.00	\$0.00	\$0.00	\$0.00	\$0.00	\$17,516.00	\$9,330.04
3500 SERVICIOS DE INSTALACIÓN, REPARACIÓN Y MANTENIMIENTO DE EQUIPO DE	\$26,846.04	\$0.00	\$8,816.00	\$0.00	\$0.00	\$0.00	\$8,700.00	\$0.00	\$0.00	\$0.00	\$0.00	\$0.00	\$0.00	\$17,516.00	\$9,330.04
3550 Reparación y mantenimiento de equipo de	\$26,846.04	\$0.00	\$8,816.00	\$0.00	\$0.00	\$0.00	\$8,700.00	\$0.00	\$0.00	\$0.00	\$0.00	\$0.00	\$0.00	\$17,516.00	\$9,330.04
3551 Reparación y mantenimiento de equipo de	\$26,846.04	\$0.00	\$8,816.00	\$0.00	\$0.00	\$0.00	\$8,700.00	\$0.00	\$0.00	\$0.00	\$0.00	\$0.00	\$0.00	\$17,516.00	\$9,330.04
Impuesto Especial Sobre Producción	\$367,863.00	\$0.00	\$8,816.00	\$18,493.84	\$32,545.50	\$29,207.86	\$40,343.83	\$0.00	\$0.00	\$0.00	\$0.00	\$0.00	\$0.00	\$129,407.03	\$238,455.97

1506 Impuesto Sobre Automóviles Nuevos (ISAN)

2000 MATERIALES Y SUMINISTROS	\$226,579.00	\$0.00	\$0.00	\$29,389.25	\$28,942.36	\$0.00	\$31,207.14	\$0.00	\$0.00	\$0.00	\$0.00	\$0.00	\$0.00	\$89,538.76	\$137,040.24
2600 COMBUSTIBLES, LUBRICANTES Y ADITIVOS	\$226,579.00	\$0.00	\$0.00	\$29,389.25	\$28,942.36	\$0.00	\$31,207.14	\$0.00	\$0.00	\$0.00	\$0.00	\$0.00	\$0.00	\$89,538.76	\$137,040.24
2610 Combustibles, lubricantes y aditivos	\$226,579.00	\$0.00	\$0.00	\$29,389.25	\$28,942.36	\$0.00	\$31,207.14	\$0.00	\$0.00	\$0.00	\$0.00	\$0.00	\$0.00	\$89,538.76	\$137,040.24
2611 Combustibles, lubricantes y aditivos	\$226,579.00	\$0.00	\$0.00	\$29,389.25	\$28,942.36	\$0.00	\$31,207.14	\$0.00	\$0.00	\$0.00	\$0.00	\$0.00	\$0.00	\$89,538.76	\$137,040.24
Impuesto Sobre Automóviles Nuevos	\$226,579.00	\$0.00	\$0.00	\$29,389.25	\$28,942.36	\$0.00	\$31,207.14	\$0.00	\$0.00	\$0.00	\$0.00	\$0.00	\$0.00	\$89,538.76	\$137,040.24





**MUNICIPIO DE MINERAL DEL MONTE
HIDALGO**

Análítico Mensual de Egresos Pagados por Fuente de Financiamiento al 30/jun./2024

(Cuentas con Movimientos)

(Cifras en pesos y centavos)

Usr: Contabilidad
Rep: rptAnalíticoPresupuestoEgresos_FF

Fecha y hora de Impresión: 06/jul./2024 01:27 p. m.

Objeto del Gasto	Presupuesto Vigente	Ene	Feb	Mar	Abr	May	Jun	Jul	Ago	Sep	Oct	Nov	Dic	Total	Diferencia (Vigente - Total)
1507 Compensación del Impuesto Sobre Automóviles Nuevos (CISAN)															
2000 MATERIALES Y SUMINISTROS	\$31,410.00	\$0.00	\$0.00	\$0.00	\$0.00	\$0.00	\$3,407.00	\$0.00	\$0.00	\$0.00	\$0.00	\$0.00	\$0.00	\$3,407.00	\$28,003.00
2600 COMBUSTIBLES, LUBRICANTES Y ADITIVOS	\$31,410.00	\$0.00	\$0.00	\$0.00	\$0.00	\$0.00	\$3,407.00	\$0.00	\$0.00	\$0.00	\$0.00	\$0.00	\$0.00	\$3,407.00	\$28,003.00
2610 Combustibles, lubricantes y aditivos	\$31,410.00	\$0.00	\$0.00	\$0.00	\$0.00	\$0.00	\$3,407.00	\$0.00	\$0.00	\$0.00	\$0.00	\$0.00	\$0.00	\$3,407.00	\$28,003.00
2611 Combustibles, lubricantes y aditivos	\$31,410.00	\$0.00	\$0.00	\$0.00	\$0.00	\$0.00	\$3,407.00	\$0.00	\$0.00	\$0.00	\$0.00	\$0.00	\$0.00	\$3,407.00	\$28,003.00
Compensación del Impuesto Sobre Ai	\$31,410.00	\$0.00	\$0.00	\$0.00	\$0.00	\$0.00	\$3,407.00	\$0.00	\$0.00	\$0.00	\$0.00	\$0.00	\$0.00	\$3,407.00	\$28,003.00
1508 Participación por la Recaudación Obtenida de Impuesto Sobre la Renta enterado a la Federación (ISR)															
2000 MATERIALES Y SUMINISTROS	\$1,569,999.96	\$0.00	\$264,877.18	\$182,618.31	\$153,978.24	\$178,074.93	\$190,025.04	\$0.00	\$0.00	\$0.00	\$0.00	\$0.00	\$0.00	\$969,573.70	\$600,426.26
2600 COMBUSTIBLES, LUBRICANTES Y ADITIVOS	\$1,569,999.96	\$0.00	\$264,877.18	\$182,618.31	\$153,978.24	\$178,074.93	\$190,025.04	\$0.00	\$0.00	\$0.00	\$0.00	\$0.00	\$0.00	\$969,573.70	\$600,426.26
2610 Combustibles, lubricantes y aditivos	\$1,569,999.96	\$0.00	\$264,877.18	\$182,618.31	\$153,978.24	\$178,074.93	\$190,025.04	\$0.00	\$0.00	\$0.00	\$0.00	\$0.00	\$0.00	\$969,573.70	\$600,426.26
2611 Combustibles, lubricantes y aditivos	\$1,569,999.96	\$0.00	\$264,877.18	\$182,618.31	\$153,978.24	\$178,074.93	\$190,025.04	\$0.00	\$0.00	\$0.00	\$0.00	\$0.00	\$0.00	\$969,573.70	\$600,426.26
Participación por la Recaudación Obt	\$1,569,999.96	\$0.00	\$264,877.18	\$182,618.31	\$153,978.24	\$178,074.93	\$190,025.04	\$0.00	\$0.00	\$0.00	\$0.00	\$0.00	\$0.00	\$969,573.70	\$600,426.26
1509 ISR Enajenación de Bienes Inmuebles															
2000 MATERIALES Y SUMINISTROS	\$40,859.64	\$0.00	\$0.00	\$0.00	\$0.00	\$31,705.35	\$0.00	\$0.00	\$0.00	\$0.00	\$0.00	\$0.00	\$0.00	\$31,705.35	\$9,154.29
2100 MATERIALES DE ADMINISTRACIÓN, EMI	\$40,859.64	\$0.00	\$0.00	\$0.00	\$0.00	\$31,705.35	\$0.00	\$0.00	\$0.00	\$0.00	\$0.00	\$0.00	\$0.00	\$31,705.35	\$9,154.29
2160 Material de limpieza	\$40,859.64	\$0.00	\$0.00	\$0.00	\$0.00	\$31,705.35	\$0.00	\$0.00	\$0.00	\$0.00	\$0.00	\$0.00	\$0.00	\$31,705.35	\$9,154.29
2161 Material de limpieza	\$40,859.64	\$0.00	\$0.00	\$0.00	\$0.00	\$31,705.35	\$0.00	\$0.00	\$0.00	\$0.00	\$0.00	\$0.00	\$0.00	\$31,705.35	\$9,154.29
ISR Enajenación de Bienes Inmuebles	\$40,859.64	\$0.00	\$0.00	\$0.00	\$0.00	\$31,705.35	\$0.00	\$0.00	\$0.00	\$0.00	\$0.00	\$0.00	\$0.00	\$31,705.35	\$9,154.29
1510 Fondo de Compensación															
2000 MATERIALES Y SUMINISTROS	\$479,682.88	\$0.00	\$0.00	\$17,342.55	\$0.00	\$33,475.11	\$29,591.42	\$0.00	\$0.00	\$0.00	\$0.00	\$0.00	\$0.00	\$80,409.08	\$399,173.80
2100 MATERIALES DE ADMINISTRACIÓN, EMI	\$143,302.80	\$0.00	\$0.00	\$0.00	\$0.00	\$0.00	\$29,591.42	\$0.00	\$0.00	\$0.00	\$0.00	\$0.00	\$0.00	\$29,591.42	\$113,711.38
2110 Materiales, útiles y equipos menores de ofi	\$93,301.80	\$0.00	\$0.00	\$0.00	\$0.00	\$0.00	\$18,527.42	\$0.00	\$0.00	\$0.00	\$0.00	\$0.00	\$0.00	\$18,527.42	\$74,774.38
2111 Papelería y útiles menores de oficina	\$62,000.00	\$0.00	\$0.00	\$0.00	\$0.00	\$0.00	\$18,527.42	\$0.00	\$0.00	\$0.00	\$0.00	\$0.00	\$0.00	\$18,527.42	\$43,472.58
2112 Equipos menores de oficina	\$31,301.80	\$0.00	\$0.00	\$0.00	\$0.00	\$0.00	\$0.00	\$0.00	\$0.00	\$0.00	\$0.00	\$0.00	\$0.00	\$0.00	\$31,301.80
2160 Material de limpieza	\$50,001.00	\$0.00	\$0.00	\$0.00	\$0.00	\$0.00	\$11,064.00	\$0.00	\$0.00	\$0.00	\$0.00	\$0.00	\$0.00	\$11,064.00	\$38,937.00
2161 Material de limpieza	\$50,001.00	\$0.00	\$0.00	\$0.00	\$0.00	\$0.00	\$11,064.00	\$0.00	\$0.00	\$0.00	\$0.00	\$0.00	\$0.00	\$11,064.00	\$38,937.00
2200 ALIMENTOS Y UTENSILIOS	\$47,834.04	\$0.00	\$0.00	\$0.00	\$0.00	\$0.00	\$0.00	\$0.00	\$0.00	\$0.00	\$0.00	\$0.00	\$0.00	\$0.00	\$47,834.04
2210 Productos alimenticios para personas	\$47,834.04	\$0.00	\$0.00	\$0.00	\$0.00	\$0.00	\$0.00	\$0.00	\$0.00	\$0.00	\$0.00	\$0.00	\$0.00	\$0.00	\$47,834.04
2211 Productos alimenticios para personas	\$47,834.04	\$0.00	\$0.00	\$0.00	\$0.00	\$0.00	\$0.00	\$0.00	\$0.00	\$0.00	\$0.00	\$0.00	\$0.00	\$0.00	\$47,834.04
2500 PRODUCTOS QUÍMICOS, FARMACÉUTIC	\$1,546.56	\$0.00	\$0.00	\$0.00	\$0.00	\$0.00	\$0.00	\$0.00	\$0.00	\$0.00	\$0.00	\$0.00	\$0.00	\$0.00	\$1,546.56
2590 Otros productos químicos	\$1,546.56	\$0.00	\$0.00	\$0.00	\$0.00	\$0.00	\$0.00	\$0.00	\$0.00	\$0.00	\$0.00	\$0.00	\$0.00	\$0.00	\$1,546.56
2591 Otros productos químicos	\$1,546.56	\$0.00	\$0.00	\$0.00	\$0.00	\$0.00	\$0.00	\$0.00	\$0.00	\$0.00	\$0.00	\$0.00	\$0.00	\$0.00	\$1,546.56





**MUNICIPIO DE MINERAL DEL MONTE
HIDALGO**

Analítico Mensual de Egresos Pagados por Fuente de Financiamiento al 30/jun./2024

(Cuentas con Movimientos)

(Cifras en pesos y centavos)

Usr: Contabilidad
Rep: rptAnaliticoPresupuestoEgresos_FF

Fecha y hora de Impresión | 06/jul./2024
01:27 p. m.

Objeto del Gasto	Presupuesto Vigente	Ene	Feb	Mar	Abr	May	Jun	Jul	Ago	Sep	Oct	Nov	Dic	Total	Diferencia (Vigente - Total)
2600 COMBUSTIBLES, LUBRICANTES Y ADITV	\$286,899.48	\$0.00	\$0.00	\$17,342.55	\$0.00	\$33,475.11	\$0.00	\$0.00	\$0.00	\$0.00	\$0.00	\$0.00	\$0.00	\$50,817.66	\$236,081.82
2610 Combustibles, lubricantes y aditivos	\$286,899.48	\$0.00	\$0.00	\$17,342.55	\$0.00	\$33,475.11	\$0.00	\$0.00	\$0.00	\$0.00	\$0.00	\$0.00	\$0.00	\$50,817.66	\$236,081.82
2611 Combustibles, lubricantes y aditivos	\$286,899.48	\$0.00	\$0.00	\$17,342.55	\$0.00	\$33,475.11	\$0.00	\$0.00	\$0.00	\$0.00	\$0.00	\$0.00	\$0.00	\$50,817.66	\$236,081.82
3000 SERVICIOS GENERALES	\$318,003.12	\$0.00	\$0.00	\$0.00	\$0.00	\$0.00	\$166,692.00	\$0.00	\$0.00	\$0.00	\$0.00	\$0.00	\$0.00	\$166,692.00	\$151,311.12
3200 SERVICIOS DE ARRENDAMIENTO	\$291,399.96	\$0.00	\$0.00	\$0.00	\$0.00	\$0.00	\$166,692.00	\$0.00	\$0.00	\$0.00	\$0.00	\$0.00	\$0.00	\$166,692.00	\$124,707.96
3250 Arrendamiento de equipo de transporte	\$139,200.00	\$0.00	\$0.00	\$0.00	\$0.00	\$0.00	\$90,944.00	\$0.00	\$0.00	\$0.00	\$0.00	\$0.00	\$0.00	\$90,944.00	\$48,256.00
3251 Arrendamiento de equipo de transporte	\$139,200.00	\$0.00	\$0.00	\$0.00	\$0.00	\$0.00	\$90,944.00	\$0.00	\$0.00	\$0.00	\$0.00	\$0.00	\$0.00	\$90,944.00	\$48,256.00
3260 Arrendamiento de maquinaria, otros equipc	\$139,200.00	\$0.00	\$0.00	\$0.00	\$0.00	\$0.00	\$75,748.00	\$0.00	\$0.00	\$0.00	\$0.00	\$0.00	\$0.00	\$75,748.00	\$63,452.00
3261 Arrendamiento de maquinaria, otros equipc	\$139,200.00	\$0.00	\$0.00	\$0.00	\$0.00	\$0.00	\$75,748.00	\$0.00	\$0.00	\$0.00	\$0.00	\$0.00	\$0.00	\$75,748.00	\$63,452.00
3270 Arrendamiento de activos intangibles	\$12,999.96	\$0.00	\$0.00	\$0.00	\$0.00	\$0.00	\$0.00	\$0.00	\$0.00	\$0.00	\$0.00	\$0.00	\$0.00	\$0.00	\$12,999.96
3271 Arrendamiento de activos intangibles	\$12,999.96	\$0.00	\$0.00	\$0.00	\$0.00	\$0.00	\$0.00	\$0.00	\$0.00	\$0.00	\$0.00	\$0.00	\$0.00	\$0.00	\$12,999.96
3800 SERVICIOS OFICIALES	\$26,603.16	\$0.00	\$0.00	\$0.00	\$0.00	\$0.00	\$0.00	\$0.00	\$0.00	\$0.00	\$0.00	\$0.00	\$0.00	\$0.00	\$26,603.16
3820 Gastos de orden social y cultural	\$26,603.16	\$0.00	\$0.00	\$0.00	\$0.00	\$0.00	\$0.00	\$0.00	\$0.00	\$0.00	\$0.00	\$0.00	\$0.00	\$0.00	\$26,603.16
3821 Gastos de orden social y cultural	\$26,603.16	\$0.00	\$0.00	\$0.00	\$0.00	\$0.00	\$0.00	\$0.00	\$0.00	\$0.00	\$0.00	\$0.00	\$0.00	\$0.00	\$26,603.16
5000 BIENES MUEBLES, INMUEBLES E II	\$51,579.00	\$0.00	\$0.00	\$0.00	\$0.00	\$0.00	\$0.00	\$0.00	\$0.00	\$0.00	\$0.00	\$0.00	\$0.00	\$0.00	\$51,579.00
5100 MOBILIARIO Y EQUIPO DE ADMINISTRAC	\$51,579.00	\$0.00	\$0.00	\$0.00	\$0.00	\$0.00	\$0.00	\$0.00	\$0.00	\$0.00	\$0.00	\$0.00	\$0.00	\$0.00	\$51,579.00
5150 Equipo de cómputo y de tecnologías de la i	\$51,579.00	\$0.00	\$0.00	\$0.00	\$0.00	\$0.00	\$0.00	\$0.00	\$0.00	\$0.00	\$0.00	\$0.00	\$0.00	\$0.00	\$51,579.00
5151 Equipo de cómputo y de tecnología de la in	\$51,579.00	\$0.00	\$0.00	\$0.00	\$0.00	\$0.00	\$0.00	\$0.00	\$0.00	\$0.00	\$0.00	\$0.00	\$0.00	\$0.00	\$51,579.00
Fondo de Compensación	\$849,165.00	\$0.00	\$0.00	\$17,342.55	\$0.00	\$33,475.11	\$196,283.42	\$0.00	\$0.00	\$0.00	\$0.00	\$0.00	\$0.00	\$247,101.08	\$602,063.92

1511 Fogepa Remanentes ejercicios anteriores

3000 SERVICIOS GENERALES	\$270,461.15	\$0.00	\$0.00	\$0.00	\$0.00	\$0.00	\$270,461.15	\$0.00	\$0.00	\$0.00	\$0.00	\$0.00	\$0.00	\$270,461.15	\$0.00
3900 OTROS SERVICIOS GENERALES	\$270,461.15	\$0.00	\$0.00	\$0.00	\$0.00	\$0.00	\$270,461.15	\$0.00	\$0.00	\$0.00	\$0.00	\$0.00	\$0.00	\$270,461.15	\$0.00
3940 Sentencias y resoluciones por autoridad cc	\$270,461.15	\$0.00	\$0.00	\$0.00	\$0.00	\$0.00	\$270,461.15	\$0.00	\$0.00	\$0.00	\$0.00	\$0.00	\$0.00	\$270,461.15	\$0.00
3941 Sentencias y resoluciones por autoridad cc	\$270,461.15	\$0.00	\$0.00	\$0.00	\$0.00	\$0.00	\$270,461.15	\$0.00	\$0.00	\$0.00	\$0.00	\$0.00	\$0.00	\$270,461.15	\$0.00
Fogepa Remanentes ejercicios anterio	\$270,461.15	\$0.00	\$0.00	\$0.00	\$0.00	\$0.00	\$270,461.15	\$0.00	\$0.00	\$0.00	\$0.00	\$0.00	\$0.00	\$270,461.15	\$0.00

1512 Fogepa Remanente de ejercicio anterior

3000 SERVICIOS GENERALES	\$113,564.00	\$0.00	\$0.00	\$0.00	\$0.00	\$0.00	\$53,803.80	\$0.00	\$0.00	\$0.00	\$0.00	\$0.00	\$0.00	\$53,803.80	\$59,760.20
3900 OTROS SERVICIOS GENERALES	\$113,564.00	\$0.00	\$0.00	\$0.00	\$0.00	\$0.00	\$53,803.80	\$0.00	\$0.00	\$0.00	\$0.00	\$0.00	\$0.00	\$53,803.80	\$59,760.20
3940 Sentencias y resoluciones por autoridad cc	\$113,564.00	\$0.00	\$0.00	\$0.00	\$0.00	\$0.00	\$53,803.80	\$0.00	\$0.00	\$0.00	\$0.00	\$0.00	\$0.00	\$53,803.80	\$59,760.20
3941 Sentencias y resoluciones por autoridad cc	\$113,564.00	\$0.00	\$0.00	\$0.00	\$0.00	\$0.00	\$53,803.80	\$0.00	\$0.00	\$0.00	\$0.00	\$0.00	\$0.00	\$53,803.80	\$59,760.20
6000 INVERSIÓN PÚBLICA	\$1,040,509.62	\$0.00	\$0.00	\$0.00	\$0.00	\$0.00	\$0.00	\$0.00	\$0.00	\$0.00	\$0.00	\$0.00	\$0.00	\$0.00	\$1,040,509.62
6100 OBRA PÚBLICA EN BIENES DE DOMINIO	\$1,040,509.62	\$0.00	\$0.00	\$0.00	\$0.00	\$0.00	\$0.00	\$0.00	\$0.00	\$0.00	\$0.00	\$0.00	\$0.00	\$0.00	\$1,040,509.62
6150 Construcción de vías de comunicación	\$1,040,509.62	\$0.00	\$0.00	\$0.00	\$0.00	\$0.00	\$0.00	\$0.00	\$0.00	\$0.00	\$0.00	\$0.00	\$0.00	\$0.00	\$1,040,509.62
6152 Reconstrucción de Pavimento Asfáltico en	\$1,040,509.62	\$0.00	\$0.00	\$0.00	\$0.00	\$0.00	\$0.00	\$0.00	\$0.00	\$0.00	\$0.00	\$0.00	\$0.00	\$0.00	\$1,040,509.62
Fogepa Remanente de ejercicio anteri	\$1,154,073.62	\$0.00	\$0.00	\$0.00	\$0.00	\$0.00	\$53,803.80	\$0.00	\$0.00	\$0.00	\$0.00	\$0.00	\$0.00	\$53,803.80	\$1,100,269.82





**MUNICIPIO DE MINERAL DEL MONTE
HIDALGO**

Análítico Mensual de Egresos Pagados por Fuente de Financiamiento al 30/jun./2024

(Cuentas con Movimientos)

(Cifras en pesos y centavos)

Fecha y hora de Impresión | 06/jul./2024
01:27 p. m.

Usr: Contabilidad
Rep: rptAnaliticoPresupuestoEgresos_FF

Objeto del Gasto	Presupuesto Vigente	Ene	Feb	Mar	Abr	May	Jun	Jul	Ago	Sep	Oct	Nov	Dic	Total	Diferencia (Vigente - Total)
1513 Fofom Remanente de ejercicio anterior															
3000 SERVICIOS GENERALES	\$167,028.42	\$0.00	\$0.00	\$0.00	\$0.00	\$0.00	\$0.00	\$0.00	\$0.00	\$0.00	\$0.00	\$0.00	\$0.00	\$0.00	\$767,028.42
3400 SERVICIOS FINANCIEROS, BANCARIOS	\$591,028.42	\$0.00	\$0.00	\$0.00	\$0.00	\$0.00	\$0.00	\$0.00	\$0.00	\$0.00	\$0.00	\$0.00	\$0.00	\$0.00	\$591,028.42
3490 Servicios financieros, bancarios y comercia	\$591,028.42	\$0.00	\$0.00	\$0.00	\$0.00	\$0.00	\$0.00	\$0.00	\$0.00	\$0.00	\$0.00	\$0.00	\$0.00	\$0.00	\$591,028.42
3491 Servicios financieros, bancarios y comercia	\$591,028.42	\$0.00	\$0.00	\$0.00	\$0.00	\$0.00	\$0.00	\$0.00	\$0.00	\$0.00	\$0.00	\$0.00	\$0.00	\$0.00	\$591,028.42
3900 OTROS SERVICIOS GENERALES	\$176,000.00	\$0.00	\$0.00	\$0.00	\$0.00	\$0.00	\$0.00	\$0.00	\$0.00	\$0.00	\$0.00	\$0.00	\$0.00	\$0.00	\$176,000.00
3920 Impuestos y derechos	\$176,000.00	\$0.00	\$0.00	\$0.00	\$0.00	\$0.00	\$0.00	\$0.00	\$0.00	\$0.00	\$0.00	\$0.00	\$0.00	\$0.00	\$176,000.00
3921 Impuestos y derechos	\$176,000.00	\$0.00	\$0.00	\$0.00	\$0.00	\$0.00	\$0.00	\$0.00	\$0.00	\$0.00	\$0.00	\$0.00	\$0.00	\$0.00	\$176,000.00
5000 BIENES MUEBLES, INMUEBLES E II	\$250,000.00	\$0.00	\$0.00	\$0.00	\$0.00	\$0.00	\$68,709.12	\$0.00	\$0.00	\$0.00	\$0.00	\$0.00	\$0.00	\$68,709.12	\$181,290.88
5100 MOBILIARIO Y EQUIPO DE ADMINISTRAC	\$250,000.00	\$0.00	\$0.00	\$0.00	\$0.00	\$0.00	\$68,709.12	\$0.00	\$0.00	\$0.00	\$0.00	\$0.00	\$0.00	\$68,709.12	\$181,290.88
5190 Otros mobiliarios y equipos de administraci	\$250,000.00	\$0.00	\$0.00	\$0.00	\$0.00	\$0.00	\$68,709.12	\$0.00	\$0.00	\$0.00	\$0.00	\$0.00	\$0.00	\$68,709.12	\$181,290.88
5191 Otros mobiliarios y equipos de administraci	\$250,000.00	\$0.00	\$0.00	\$0.00	\$0.00	\$0.00	\$68,709.12	\$0.00	\$0.00	\$0.00	\$0.00	\$0.00	\$0.00	\$68,709.12	\$181,290.88
Fofom Remanente de ejercicio anterio	\$1,017,028.42	\$0.00	\$0.00	\$0.00	\$0.00	\$0.00	\$68,709.12	\$0.00	\$0.00	\$0.00	\$0.00	\$0.00	\$0.00	\$68,709.12	\$948,319.30
1514 Fofyr Remanente ejercicio anterio															
3000 SERVICIOS GENERALES	\$259,719.19	\$0.00	\$0.00	\$0.00	\$0.00	\$0.00	\$0.00	\$0.00	\$0.00	\$0.00	\$0.00	\$0.00	\$0.00	\$0.00	\$259,719.19
3500 SERVICIOS DE INSTALACIÓN, REPARAC	\$259,719.19	\$0.00	\$0.00	\$0.00	\$0.00	\$0.00	\$0.00	\$0.00	\$0.00	\$0.00	\$0.00	\$0.00	\$0.00	\$0.00	\$259,719.19
3510 Conservación y mantenimiento menor de ir	\$259,719.19	\$0.00	\$0.00	\$0.00	\$0.00	\$0.00	\$0.00	\$0.00	\$0.00	\$0.00	\$0.00	\$0.00	\$0.00	\$0.00	\$259,719.19
3511 Conservación y mantenimiento menor de ir	\$259,719.19	\$0.00	\$0.00	\$0.00	\$0.00	\$0.00	\$0.00	\$0.00	\$0.00	\$0.00	\$0.00	\$0.00	\$0.00	\$0.00	\$259,719.19
Fofyr Remanente ejercicio anterio	\$259,719.19	\$0.00	\$0.00	\$0.00	\$0.00	\$0.00	\$0.00	\$0.00	\$0.00	\$0.00	\$0.00	\$0.00	\$0.00	\$0.00	\$259,719.19
1516 Incentivo del Impuesto Sobre Producción y Servicios (Gasolina y Diésel) remanente ejercicio anterior															
2000 MATERIALES Y SUMINISTROS	\$604.94	\$0.00	\$0.00	\$604.94	\$0.00	\$0.00	\$0.00	\$0.00	\$0.00	\$0.00	\$0.00	\$0.00	\$0.00	\$604.94	\$0.00
2100 MATERIALES DE ADMINISTRACIÓN, EMI	\$604.94	\$0.00	\$0.00	\$604.94	\$0.00	\$0.00	\$0.00	\$0.00	\$0.00	\$0.00	\$0.00	\$0.00	\$0.00	\$604.94	\$0.00
2180 Material de limpieza	\$604.94	\$0.00	\$0.00	\$604.94	\$0.00	\$0.00	\$0.00	\$0.00	\$0.00	\$0.00	\$0.00	\$0.00	\$0.00	\$604.94	\$0.00
2181 Material de limpieza	\$604.94	\$0.00	\$0.00	\$604.94	\$0.00	\$0.00	\$0.00	\$0.00	\$0.00	\$0.00	\$0.00	\$0.00	\$0.00	\$604.94	\$0.00
Incentivo del Impuesto Sobre Produc	\$604.94	\$0.00	\$0.00	\$604.94	\$0.00	\$0.00	\$0.00	\$0.00	\$0.00	\$0.00	\$0.00	\$0.00	\$0.00	\$604.94	\$0.00
1517 IEPS Tabacos remanente ejercicio anterior															
3000 SERVICIOS GENERALES	\$245,058.06	\$0.00	\$0.00	\$0.00	\$0.00	\$0.00	\$0.00	\$0.00	\$0.00	\$0.00	\$0.00	\$0.00	\$0.00	\$0.00	\$245,058.06
3900 OTROS SERVICIOS GENERALES	\$245,058.06	\$0.00	\$0.00	\$0.00	\$0.00	\$0.00	\$0.00	\$0.00	\$0.00	\$0.00	\$0.00	\$0.00	\$0.00	\$0.00	\$245,058.06
3940 Sentencias y resoluciones por autoridad co	\$245,058.06	\$0.00	\$0.00	\$0.00	\$0.00	\$0.00	\$0.00	\$0.00	\$0.00	\$0.00	\$0.00	\$0.00	\$0.00	\$0.00	\$245,058.06
3941 Sentencias y resoluciones por autoridad co	\$245,058.06	\$0.00	\$0.00	\$0.00	\$0.00	\$0.00	\$0.00	\$0.00	\$0.00	\$0.00	\$0.00	\$0.00	\$0.00	\$0.00	\$245,058.06
IEPS Tabacos remanente ejercicio ant	\$245,058.06	\$0.00	\$0.00	\$0.00	\$0.00	\$0.00	\$0.00	\$0.00	\$0.00	\$0.00	\$0.00	\$0.00	\$0.00	\$0.00	\$245,058.06





MUNICIPIO DE MINERAL DEL MONTE
HIDALGO

Análítico Mensual de Egresos Pagados por Fuente de Financiamiento al 30/jun./2024

(Cuentas con Movimientos)

(Cifras en pesos y centavos)

Usu: Contabilidad
Rep: rptAnalíticoPresupuestoEgresos_FF

Fecha y hora de Impresión: 08/jul./2024 01:27 p. m.

Objeto del Gasto	Presupuesto Vigente	Ene	Feb	Mar	Abr	May	Jun	Jul	Ago	Sep	Oct	Nov	Dic	Total	Diferencia (Vigente - Total)
1518 ISAN Remanente ejercicio anterior															
5000 BIENES MUEBLES, INMUEBLES E II	\$38,563.06	\$0.00	\$0.00	\$0.00	\$0.00	\$0.00	\$0.00	\$0.00	\$0.00	\$0.00	\$0.00	\$0.00	\$0.00	\$0.00	\$38,563.06
5100 MOBILIARIO Y EQUIPO DE ADMINISTRAC	\$38,563.06	\$0.00	\$0.00	\$0.00	\$0.00	\$0.00	\$0.00	\$0.00	\$0.00	\$0.00	\$0.00	\$0.00	\$0.00	\$0.00	\$38,563.06
5150 Equipo de cómputo y de tecnologías de la i	\$38,563.06	\$0.00	\$0.00	\$0.00	\$0.00	\$0.00	\$0.00	\$0.00	\$0.00	\$0.00	\$0.00	\$0.00	\$0.00	\$0.00	\$38,563.06
5151 Equipo de cómputo y de tecnología de la ir	\$38,563.06	\$0.00	\$0.00	\$0.00	\$0.00	\$0.00	\$0.00	\$0.00	\$0.00	\$0.00	\$0.00	\$0.00	\$0.00	\$0.00	\$38,563.06
ISAN Remanente ejercicio anterior	\$38,563.06	\$0.00	\$0.00	\$0.00	\$0.00	\$0.00	\$0.00	\$0.00	\$0.00	\$0.00	\$0.00	\$0.00	\$0.00	\$0.00	\$38,563.06
1519 CISAN remanente ejercicio anterior															
5000 BIENES MUEBLES, INMUEBLES E II	\$68,969.05	\$0.00	\$0.00	\$0.00	\$0.00	\$0.00	\$0.00	\$0.00	\$0.00	\$0.00	\$0.00	\$0.00	\$0.00	\$0.00	\$68,969.05
5400 VEHICULOS Y EQUIPO DE TRANSPORTE	\$68,969.05	\$0.00	\$0.00	\$0.00	\$0.00	\$0.00	\$0.00	\$0.00	\$0.00	\$0.00	\$0.00	\$0.00	\$0.00	\$0.00	\$68,969.05
5490 Otros equipos de transporte	\$68,969.05	\$0.00	\$0.00	\$0.00	\$0.00	\$0.00	\$0.00	\$0.00	\$0.00	\$0.00	\$0.00	\$0.00	\$0.00	\$0.00	\$68,969.05
5491 Otros equipos de transporte	\$68,969.05	\$0.00	\$0.00	\$0.00	\$0.00	\$0.00	\$0.00	\$0.00	\$0.00	\$0.00	\$0.00	\$0.00	\$0.00	\$0.00	\$68,969.05
CISAN remanente ejercicio anterior	\$68,969.05	\$0.00	\$0.00	\$0.00	\$0.00	\$0.00	\$0.00	\$0.00	\$0.00	\$0.00	\$0.00	\$0.00	\$0.00	\$0.00	\$68,969.05
1520 ISR remanente ejercicio anterior															
3000 SERVICIOS GENERALES	\$175,241.45	\$0.00	\$0.00	\$0.00	\$0.00	\$0.00	\$0.00	\$0.00	\$0.00	\$0.00	\$0.00	\$0.00	\$0.00	\$0.00	\$175,241.45
3900 OTROS SERVICIOS GENERALES	\$175,241.45	\$0.00	\$0.00	\$0.00	\$0.00	\$0.00	\$0.00	\$0.00	\$0.00	\$0.00	\$0.00	\$0.00	\$0.00	\$0.00	\$175,241.45
3940 Sentencias y resoluciones por autoridad co	\$175,241.45	\$0.00	\$0.00	\$0.00	\$0.00	\$0.00	\$0.00	\$0.00	\$0.00	\$0.00	\$0.00	\$0.00	\$0.00	\$0.00	\$175,241.45
3941 Sentencias y resoluciones por autoridad co	\$175,241.45	\$0.00	\$0.00	\$0.00	\$0.00	\$0.00	\$0.00	\$0.00	\$0.00	\$0.00	\$0.00	\$0.00	\$0.00	\$0.00	\$175,241.45
ISR remanente ejercicio anterior	\$175,241.45	\$0.00	\$0.00	\$0.00	\$0.00	\$0.00	\$0.00	\$0.00	\$0.00	\$0.00	\$0.00	\$0.00	\$0.00	\$0.00	\$175,241.45
1521 ISR EBI remanente ejercicio anterior															
2000 MATERIALES Y SUMINISTROS	\$945.34	\$0.00	\$0.00	\$945.34	\$0.00	\$0.00	\$0.00	\$0.00	\$0.00	\$0.00	\$0.00	\$0.00	\$0.00	\$945.34	\$0.00
2100 MATERIALES DE ADMINISTRACIÓN, EMI:	\$945.34	\$0.00	\$0.00	\$945.34	\$0.00	\$0.00	\$0.00	\$0.00	\$0.00	\$0.00	\$0.00	\$0.00	\$0.00	\$945.34	\$0.00
2160 Material de limpieza	\$945.34	\$0.00	\$0.00	\$945.34	\$0.00	\$0.00	\$0.00	\$0.00	\$0.00	\$0.00	\$0.00	\$0.00	\$0.00	\$945.34	\$0.00
2161 Material de limpieza	\$945.34	\$0.00	\$0.00	\$945.34	\$0.00	\$0.00	\$0.00	\$0.00	\$0.00	\$0.00	\$0.00	\$0.00	\$0.00	\$945.34	\$0.00
ISR EBI remanente ejercicio anterior	\$945.34	\$0.00	\$0.00	\$945.34	\$0.00	\$0.00	\$0.00	\$0.00	\$0.00	\$0.00	\$0.00	\$0.00	\$0.00	\$945.34	\$0.00
1522 Focom remanente ejercicio anterior															
2000 MATERIALES Y SUMINISTROS	\$109.25	\$0.00	\$0.00	\$109.25	\$0.00	\$0.00	\$0.00	\$0.00	\$0.00	\$0.00	\$0.00	\$0.00	\$0.00	\$109.25	\$0.00
2100 MATERIALES DE ADMINISTRACIÓN, EMI:	\$109.25	\$0.00	\$0.00	\$109.25	\$0.00	\$0.00	\$0.00	\$0.00	\$0.00	\$0.00	\$0.00	\$0.00	\$0.00	\$109.25	\$0.00
2160 Material de limpieza	\$109.25	\$0.00	\$0.00	\$109.25	\$0.00	\$0.00	\$0.00	\$0.00	\$0.00	\$0.00	\$0.00	\$0.00	\$0.00	\$109.25	\$0.00
2161 Material de limpieza	\$109.25	\$0.00	\$0.00	\$109.25	\$0.00	\$0.00	\$0.00	\$0.00	\$0.00	\$0.00	\$0.00	\$0.00	\$0.00	\$109.25	\$0.00
Focom remanente ejercicio anterior	\$109.25	\$0.00	\$0.00	\$109.25	\$0.00	\$0.00	\$0.00	\$0.00	\$0.00	\$0.00	\$0.00	\$0.00	\$0.00	\$109.25	\$0.00





MUNICIPIO DE MINERAL DEL MONTE
HIDALGO

Análítico Mensual de Egresos Pagados por Fuente de Financiamiento al 30/jun./2024

(Cuentas con Movimientos)

(Cifras en pesos y centavos)

Usr: Contabilidad
Rep: rptAnaliticoPresupuestoEgresos_FF

Fecha y hora de impresión: 06/jul./2024 01:27 p. m.

Objeto del Gasto	Presupuesto Vigente	Ene	Feb	Mar	Abr	May	Jun	Jul	Ago	Sep	Oct	Nov	Dic	Total	Diferencia (Vigente - Total)
1601 IESP Gasolina Estatal (Multas Administrativas) Remanente ejercicio anterior															
2000 MATERIALES Y SUMINISTROS	\$60.54	\$0.00	\$0.00	\$60.54	\$0.00	\$0.00	\$0.00	\$0.00	\$0.00	\$0.00	\$0.00	\$0.00	\$0.00	\$60.54	\$0.00
2100 MATERIALES DE ADMINISTRACIÓN, ENM	\$60.54	\$0.00	\$0.00	\$60.54	\$0.00	\$0.00	\$0.00	\$0.00	\$0.00	\$0.00	\$0.00	\$0.00	\$0.00	\$60.54	\$0.00
2160 Material de limpieza	\$60.54	\$0.00	\$0.00	\$60.54	\$0.00	\$0.00	\$0.00	\$0.00	\$0.00	\$0.00	\$0.00	\$0.00	\$0.00	\$60.54	\$0.00
2161 Material de limpieza	\$60.54	\$0.00	\$0.00	\$60.54	\$0.00	\$0.00	\$0.00	\$0.00	\$0.00	\$0.00	\$0.00	\$0.00	\$0.00	\$60.54	\$0.00
IESP Gasolina Estatal (Multas Admini	\$60.54	\$0.00	\$0.00	\$60.54	\$0.00	\$0.00	\$0.00	\$0.00	\$0.00	\$0.00	\$0.00	\$0.00	\$0.00	\$60.54	\$0.00
2501 Fondo de Aportaciones para la Infraestructura Social Municipal (FAISM)															
6000 INVERSIÓN PÚBLICA	\$7,472,975.00	\$0.00	\$0.00	\$0.00	\$0.00	\$0.00	\$0.00	\$0.00	\$0.00	\$0.00	\$0.00	\$0.00	\$0.00	\$0.00	\$7,472,975.00
6100 OBRA PÚBLICA EN BIENES DE DOMINIO	\$7,472,975.00	\$0.00	\$0.00	\$0.00	\$0.00	\$0.00	\$0.00	\$0.00	\$0.00	\$0.00	\$0.00	\$0.00	\$0.00	\$0.00	\$7,472,975.00
6140 División de terrenos y construcción de obra	\$909,164.70	\$0.00	\$0.00	\$0.00	\$0.00	\$0.00	\$0.00	\$0.00	\$0.00	\$0.00	\$0.00	\$0.00	\$0.00	\$0.00	\$909,164.70
6141 Construcción de drenaje sanitario en Puebl	\$497,988.94	\$0.00	\$0.00	\$0.00	\$0.00	\$0.00	\$0.00	\$0.00	\$0.00	\$0.00	\$0.00	\$0.00	\$0.00	\$0.00	\$497,988.94
6142 Construcción de Línea de Drenaje Sanitari	\$411,175.76	\$0.00	\$0.00	\$0.00	\$0.00	\$0.00	\$0.00	\$0.00	\$0.00	\$0.00	\$0.00	\$0.00	\$0.00	\$0.00	\$411,175.76
6150 Construcción de vías de comunicación	\$6,563,810.30	\$0.00	\$0.00	\$0.00	\$0.00	\$0.00	\$0.00	\$0.00	\$0.00	\$0.00	\$0.00	\$0.00	\$0.00	\$0.00	\$6,563,810.30
6153 Reconstrucción de Pavimento Asfáltico en	\$2,468,220.51	\$0.00	\$0.00	\$0.00	\$0.00	\$0.00	\$0.00	\$0.00	\$0.00	\$0.00	\$0.00	\$0.00	\$0.00	\$0.00	\$2,468,220.51
6154 Construcción de Pavimento de Concreto H	\$1,420,170.51	\$0.00	\$0.00	\$0.00	\$0.00	\$0.00	\$0.00	\$0.00	\$0.00	\$0.00	\$0.00	\$0.00	\$0.00	\$0.00	\$1,420,170.51
6155 Construcción de Huellas de Rodamiento C	\$595,393.97	\$0.00	\$0.00	\$0.00	\$0.00	\$0.00	\$0.00	\$0.00	\$0.00	\$0.00	\$0.00	\$0.00	\$0.00	\$0.00	\$595,393.97
6156 Construcción de vías de comunicación	\$2,080,025.31	\$0.00	\$0.00	\$0.00	\$0.00	\$0.00	\$0.00	\$0.00	\$0.00	\$0.00	\$0.00	\$0.00	\$0.00	\$0.00	\$2,080,025.31
Fondo de Aportaciones para la Infraest	\$7,472,975.00	\$0.00	\$0.00	\$0.00	\$0.00	\$0.00	\$0.00	\$0.00	\$0.00	\$0.00	\$0.00	\$0.00	\$0.00	\$0.00	\$7,472,975.00
2502 Fondo de Aportaciones para el Fortalecimiento de los Municipios (FORTAMUN)															
1000 SERVICIOS PERSONALES	\$5,354,774.01	\$347,487.43	\$349,505.74	\$358,154.51	\$355,537.83	\$344,580.02	\$344,896.99	\$0.00	\$0.00	\$0.00	\$0.00	\$0.00	\$0.00	\$2,100,142.32	\$1,754,631.69
1100 REMUNERACIONES AL PERSONAL DE C	\$4,177,085.65	\$345,918.35	\$343,927.61	\$352,348.93	\$347,794.23	\$341,536.93	\$343,830.02	\$0.00	\$0.00	\$0.00	\$0.00	\$0.00	\$0.00	\$2,075,356.07	\$1,801,729.58
1130 Sueldos base al personal permanente	\$4,177,085.65	\$345,918.35	\$343,927.61	\$352,348.93	\$347,794.23	\$341,536.93	\$343,830.02	\$0.00	\$0.00	\$0.00	\$0.00	\$0.00	\$0.00	\$2,075,356.07	\$1,801,729.58
1131 Sueldos base al personal permanente	\$4,177,085.65	\$345,918.35	\$343,927.61	\$352,348.93	\$347,794.23	\$341,536.93	\$343,830.02	\$0.00	\$0.00	\$0.00	\$0.00	\$0.00	\$0.00	\$2,075,356.07	\$1,801,729.58
1300 REMUNERACIONES ADICIONALES Y ESF	\$946,333.32	\$1,569.08	\$5,578.13	\$5,805.58	\$7,743.40	\$3,023.09	\$1,066.97	\$0.00	\$0.00	\$0.00	\$0.00	\$0.00	\$0.00	\$24,786.25	\$921,547.07
1320 Primas de vacaciones, dominical y gratifica	\$946,333.32	\$1,569.08	\$5,578.13	\$5,805.58	\$7,743.40	\$3,023.09	\$1,066.97	\$0.00	\$0.00	\$0.00	\$0.00	\$0.00	\$0.00	\$24,786.25	\$921,547.07
1321 Primas de vacaciones	\$55,746.54	\$1,569.08	\$3,765.78	\$5,805.58	\$2,656.97	\$3,023.09	\$1,066.97	\$0.00	\$0.00	\$0.00	\$0.00	\$0.00	\$0.00	\$17,887.47	\$37,859.07
1322 Gratificación fin de año	\$890,586.78	\$0.00	\$1,812.35	\$0.00	\$5,086.43	\$0.00	\$0.00	\$0.00	\$0.00	\$0.00	\$0.00	\$0.00	\$0.00	\$6,898.78	\$883,688.00
1500 OTRAS PRESTACIONES SOCIALES Y EC	\$31,355.04	\$0.00	\$0.00	\$0.00	\$0.00	\$0.00	\$0.00	\$0.00	\$0.00	\$0.00	\$0.00	\$0.00	\$0.00	\$0.00	\$31,355.04
1540 Prestaciones contractuales	\$31,355.04	\$0.00	\$0.00	\$0.00	\$0.00	\$0.00	\$0.00	\$0.00	\$0.00	\$0.00	\$0.00	\$0.00	\$0.00	\$0.00	\$31,355.04
1545 Otras prestaciones contractuales	\$31,355.04	\$0.00	\$0.00	\$0.00	\$0.00	\$0.00	\$0.00	\$0.00	\$0.00	\$0.00	\$0.00	\$0.00	\$0.00	\$0.00	\$31,355.04
2000 MATERIALES Y SUMINISTROS	\$2,816,636.29	\$0.00	\$223,632.98	\$188,426.66	\$200,206.94	\$222,060.23	\$222,119.86	\$0.00	\$0.00	\$0.00	\$0.00	\$0.00	\$0.00	\$1,052,896.47	\$1,780,190.82
2600 COMBUSTIBLES, LUBRICANTES Y ADITIV	\$2,707,294.74	\$0.00	\$223,632.98	\$188,426.66	\$196,657.94	\$222,060.23	\$222,119.86	\$0.00	\$0.00	\$0.00	\$0.00	\$0.00	\$0.00	\$1,052,896.47	\$1,654,398.27
2610 Combustibles, lubricantes y aditivos	\$2,707,294.74	\$0.00	\$223,632.98	\$188,426.66	\$196,657.94	\$222,060.23	\$222,119.86	\$0.00	\$0.00	\$0.00	\$0.00	\$0.00	\$0.00	\$1,052,896.47	\$1,654,398.27
2611 Combustibles, lubricantes y aditivos	\$2,707,294.74	\$0.00	\$223,632.98	\$188,426.66	\$196,657.94	\$222,060.23	\$222,119.86	\$0.00	\$0.00	\$0.00	\$0.00	\$0.00	\$0.00	\$1,052,896.47	\$1,654,398.27





MUNICIPIO DE MINERAL DEL MONTE HIDALGO

Análítico Mensual de Egresos Pagados por Fuente de Financiamiento al 30/jun./2024

(Cuentas con Movimientos)

(Cifras en pesos y centavos)

Fecha y hora de Impresión: 06/jul./2024 01:27 p. m.

Usu: Contabilidad
Rep: rptAnaliticoPresupuestoEgresos_FF

Objeto del Gasto	Presupuesto Vigente	Ene	Feb	Mar	Abr	May	Jun	Jul	Ago	Sep	Oct	Nov	Dic	Total	Diferencia (Vigente - Total)
2700 VESTUARIO, BLANCOS, PRENDAS DE PI	\$91,477.56	\$0.00	\$0.00	\$0.00	\$0.00	\$0.00	\$0.00	\$0.00	\$0.00	\$0.00	\$0.00	\$0.00	\$0.00	\$0.00	\$91,477.56
2710 Vestuario y uniformes	\$91,477.56	\$0.00	\$0.00	\$0.00	\$0.00	\$0.00	\$0.00	\$0.00	\$0.00	\$0.00	\$0.00	\$0.00	\$0.00	\$0.00	\$91,477.56
2711 Vestuario y uniformes	\$91,477.56	\$0.00	\$0.00	\$0.00	\$0.00	\$0.00	\$0.00	\$0.00	\$0.00	\$0.00	\$0.00	\$0.00	\$0.00	\$0.00	\$91,477.56
2900 HERRAMIENTAS, REFACCIONES Y ACCE	\$17,863.99	\$0.00	\$0.00	\$0.00	\$3,549.00	\$0.00	\$0.00	\$0.00	\$0.00	\$0.00	\$0.00	\$0.00	\$0.00	\$3,549.00	\$14,314.99
2960 Refacciones y accesorios menores de equi	\$17,863.99	\$0.00	\$0.00	\$0.00	\$3,549.00	\$0.00	\$0.00	\$0.00	\$0.00	\$0.00	\$0.00	\$0.00	\$0.00	\$0.00	\$14,314.99
2961 Refacciones y accesorios menores de equi	\$17,863.99	\$0.00	\$0.00	\$0.00	\$3,549.00	\$0.00	\$0.00	\$0.00	\$0.00	\$0.00	\$0.00	\$0.00	\$0.00	\$0.00	\$14,314.99
3000 SERVICIOS GENERALES	\$4,168,226.27	\$0.00	\$238,449.77	\$186,562.94	\$466,220.54	\$314,280.79	\$311,418.01	\$0.00	\$0.00	\$0.00	\$0.00	\$0.00	\$0.00	\$1,515,932.05	\$2,652,294.22
3100 SERVICIOS BÁSICOS	\$2,324,693.28	\$0.00	\$206,881.00	\$157,664.00	\$212,904.00	\$172,874.00	\$292,185.00	\$0.00	\$0.00	\$0.00	\$0.00	\$0.00	\$0.00	\$1,042,508.00	\$1,282,185.28
3110 Energía eléctrica	\$2,324,693.28	\$0.00	\$206,881.00	\$157,664.00	\$212,904.00	\$172,874.00	\$292,185.00	\$0.00	\$0.00	\$0.00	\$0.00	\$0.00	\$0.00	\$0.00	\$1,282,185.28
3111 Energía eléctrica	\$2,324,693.28	\$0.00	\$206,881.00	\$157,664.00	\$212,904.00	\$172,874.00	\$292,185.00	\$0.00	\$0.00	\$0.00	\$0.00	\$0.00	\$0.00	\$0.00	\$1,282,185.28
3300 SERVICIOS PROFESIONALES, CIENTÍFIC	\$758,800.00	\$0.00	\$0.00	\$0.00	\$0.00	\$60,000.00	\$0.00	\$0.00	\$0.00	\$0.00	\$0.00	\$0.00	\$0.00	\$60,000.00	\$698,800.00
3340 Servicios de capacitación	\$208,800.00	\$0.00	\$0.00	\$0.00	\$0.00	\$60,000.00	\$0.00	\$0.00	\$0.00	\$0.00	\$0.00	\$0.00	\$0.00	\$0.00	\$148,800.00
3341 Servicios de capacitación	\$208,800.00	\$0.00	\$0.00	\$0.00	\$0.00	\$60,000.00	\$0.00	\$0.00	\$0.00	\$0.00	\$0.00	\$0.00	\$0.00	\$0.00	\$148,800.00
3390 Servicios profesionales, científicos y técnica	\$550,000.00	\$0.00	\$0.00	\$0.00	\$0.00	\$0.00	\$0.00	\$0.00	\$0.00	\$0.00	\$0.00	\$0.00	\$0.00	\$0.00	\$550,000.00
3392 Evaluaciones Elementos de Seguridad Pút	\$550,000.00	\$0.00	\$0.00	\$0.00	\$0.00	\$0.00	\$0.00	\$0.00	\$0.00	\$0.00	\$0.00	\$0.00	\$0.00	\$0.00	\$550,000.00
3500 SERVICIOS DE INSTALACIÓN, REPARAC	\$209,755.91	\$0.00	\$21,056.77	\$19,719.94	\$38,449.54	\$72,016.79	\$10,114.01	\$0.00	\$0.00	\$0.00	\$0.00	\$0.00	\$0.00	\$161,357.05	\$48,398.86
3550 Reparación y mantenimiento de equipo de	\$209,755.91	\$0.00	\$21,056.77	\$19,719.94	\$38,449.54	\$72,016.79	\$10,114.01	\$0.00	\$0.00	\$0.00	\$0.00	\$0.00	\$0.00	\$0.00	\$48,398.86
3551 Reparación y mantenimiento de equipo de	\$209,755.91	\$0.00	\$21,056.77	\$19,719.94	\$38,449.54	\$72,016.79	\$10,114.01	\$0.00	\$0.00	\$0.00	\$0.00	\$0.00	\$0.00	\$0.00	\$48,398.86
3900 OTROS SERVICIOS GENERALES	\$875,977.08	\$0.00	\$10,512.00	\$9,179.00	\$213,867.00	\$9,390.00	\$8,119.00	\$0.00	\$0.00	\$0.00	\$0.00	\$0.00	\$0.00	\$252,067.00	\$623,910.08
3920 Impuestos y derechos	\$737,436.00	\$0.00	\$0.00	\$0.00	\$204,430.00	\$0.00	\$0.00	\$0.00	\$0.00	\$0.00	\$0.00	\$0.00	\$0.00	\$0.00	\$533,006.00
3921 Impuestos y derechos	\$737,436.00	\$0.00	\$0.00	\$0.00	\$204,430.00	\$0.00	\$0.00	\$0.00	\$0.00	\$0.00	\$0.00	\$0.00	\$0.00	\$0.00	\$533,006.00
3980 Impuesto sobre nóminas y otros que se de	\$138,541.08	\$0.00	\$10,512.00	\$9,179.00	\$9,437.00	\$9,390.00	\$8,119.00	\$0.00	\$0.00	\$0.00	\$0.00	\$0.00	\$0.00	\$0.00	\$90,904.08
3981 Impuesto sobre nóminas y otros que se de	\$138,541.08	\$0.00	\$10,512.00	\$9,179.00	\$9,437.00	\$9,390.00	\$8,119.00	\$0.00	\$0.00	\$0.00	\$0.00	\$0.00	\$0.00	\$0.00	\$90,904.08
6000 INVERSIÓN PÚBLICA	\$466,434.43	\$0.00	\$0.00	\$0.00	\$0.00	\$0.00	\$0.00	\$0.00	\$0.00	\$0.00	\$0.00	\$0.00	\$0.00	\$0.00	\$466,434.43
6200 OBRA PÚBLICA EN BIENES PROPIOS	\$466,434.43	\$0.00	\$0.00	\$0.00	\$0.00	\$0.00	\$0.00	\$0.00	\$0.00	\$0.00	\$0.00	\$0.00	\$0.00	\$0.00	\$466,434.43
6220 Edificación no habitacional	\$466,434.43	\$0.00	\$0.00	\$0.00	\$0.00	\$0.00	\$0.00	\$0.00	\$0.00	\$0.00	\$0.00	\$0.00	\$0.00	\$0.00	\$466,434.43
6221 Rehabilitación de Área de Dormitorios y Ce	\$466,434.43	\$0.00	\$0.00	\$0.00	\$0.00	\$0.00	\$0.00	\$0.00	\$0.00	\$0.00	\$0.00	\$0.00	\$0.00	\$0.00	\$466,434.43
Fondo de Aportaciones para el Fortale	\$13,307,071.00	\$347,487.43	\$811,588.49	\$733,143.11	\$1,020,965.11	\$880,961.04	\$878,434.66	\$0.00	\$0.00	\$0.00	\$0.00	\$0.00	\$0.00	\$4,672,519.84	\$8,634,551.16
Total Final	\$72,903,696.73	\$3,520,051.22	\$4,141,826.49	\$3,988,120.77	\$4,096,103.76	\$4,145,222.62	\$4,491,156.09	\$0.00	\$0.00	\$0.00	\$0.00	\$0.00	\$0.00	\$24,382,480.95	\$48,121,215.78










**MUNICIPIO DE MINERAL DEL MONTE
HIDALGO**

Analítico Mensual de Egresos Pagados por Fuente de Financiamiento al 30/jun./2024

Fecha y hora de Impresión | 06/jul./2024
01:27 p. m.

Usr: Contabilidad
Rep: rptAnaliticoPresupuestoEgresos_FF

(Cuentas con Movimientos)
(Cifras en pesos y centavos)

Objeto del Gasto	Presupuesto Vigente	Ene	Feb	Mar	Abr	May	Jun	Jul	Ago	Sep	Oct	Nov	Dic	Total	Diferencia (Viginto - Total)	
 																
		 D. ALEJANDRO SIERRA TELLO PRESIDENTE MUNICIPAL CONSTITUCIONAL							 L.C. ANA LAURA ZACCARENCO LURA TESORERA MUNICIPAL							
		 L.C. LEIDY HERNÁNDEZ GARCÍA SÍNDICO PROCURADOR														