



MUNICIPIO DE MINERAL DEL MONTE HIDALGO

Analítico Mensual de Egresos Pagados por Fuente de Financiamiento al 30/sep./2024

(Cuentas con Movimientos)

(Cifras en pesos y centavos)

Usu: supervisor

Rep: rptAnalíticoPresupuestoEgresos_H+

Fecha y 25/oct./2024

hora de Impresión 03:48 p. m.

| Objeto del Gasto | Presupuesto Vigente | Ene | Feb | Mar | Abr | May | Jun | Jul | Ago | Sep | Oct | Nov | Dic | Total | Diferencia (Vigente - Total) |
|---|-----------------------|--------------------|---------------------|---------------------|--------------------|---------------------|---------------------|---------------------|---------------------|--------------------|--------------------|---------------|---------------|-----------------------|------------------------------|
| 1101 Recursos Fiscales | | | | | | | | | | | | | | | |
| 1000 SERVICIOS PERSONALES | \$1,341,987.87 | \$65,692.78 | \$73,467.38 | \$74,494.81 | \$80,961.99 | \$70,176.14 | \$69,438.34 | \$86,693.53 | \$150,439.63 | \$91,655.62 | \$0.00 | \$0.00 | \$0.00 | \$763,011.12 | \$578,976.55 |
| 1100 REMUNERACIONES AL PERSONAL DE C | \$832,546.92 | \$64,838.50 | \$64,838.50 | \$64,838.50 | \$64,838.50 | \$64,838.50 | \$64,838.50 | \$64,838.50 | \$52,668.47 | \$61,152.53 | \$13,835.86 | \$0.00 | \$0.00 | \$516,707.86 | \$315,839.06 |
| 1130 Sueldos base al personal permanente | \$832,546.92 | \$64,838.50 | \$64,838.50 | \$64,838.50 | \$64,838.50 | \$64,838.50 | \$64,838.50 | \$64,838.50 | \$52,668.47 | \$61,152.53 | \$13,835.86 | \$0.00 | \$0.00 | \$516,707.86 | \$315,839.06 |
| 1131 Sueldos base al personal permanente | \$832,546.92 | \$64,838.50 | \$64,838.50 | \$64,838.50 | \$64,838.50 | \$64,838.50 | \$64,838.50 | \$64,838.50 | \$52,668.47 | \$61,152.53 | \$13,835.86 | \$0.00 | \$0.00 | \$516,707.86 | \$315,839.06 |
| 1300 REMUNERACIONES ADICIONALES Y ESP | \$275,661.36 | \$854.28 | \$0.00 | \$9,656.31 | \$2,822.64 | \$4,599.84 | \$4,599.84 | \$34,005.06 | \$61,138.54 | \$0.00 | \$0.00 | \$0.00 | \$0.00 | \$117,876.51 | \$157,984.85 |
| 1320 Primas de vacaciones, dominical y gratificar | \$176,163.96 | \$854.28 | \$0.00 | \$6,101.91 | \$0.00 | \$0.00 | \$0.00 | \$29,586.78 | \$55,525.93 | \$0.00 | \$0.00 | \$0.00 | \$0.00 | \$92,068.90 | \$84,095.06 |
| 1321 Primas de vacaciones | \$37,406.15 | \$854.28 | \$0.00 | \$6,101.91 | \$0.00 | \$0.00 | \$0.00 | \$876.16 | \$438.08 | \$0.00 | \$0.00 | \$0.00 | \$0.00 | \$8,270.43 | \$29,135.72 |
| 1322 Gratificación fin de año | \$138,757.81 | \$0.00 | \$0.00 | \$0.00 | \$0.00 | \$0.00 | \$0.00 | \$28,710.62 | \$55,087.85 | \$0.00 | \$0.00 | \$0.00 | \$0.00 | \$83,798.47 | \$54,959.34 |
| 1330 Horas extraordinarias | \$99,497.40 | \$0.00 | \$0.00 | \$3,554.40 | \$2,822.64 | \$4,599.84 | \$4,599.84 | \$4,418.28 | \$5,612.61 | \$0.00 | \$0.00 | \$0.00 | \$0.00 | \$25,607.61 | \$73,889.79 |
| 1331 Horas extraordinarias | \$99,497.40 | \$0.00 | \$0.00 | \$3,554.40 | \$2,822.64 | \$4,599.84 | \$4,599.84 | \$4,418.28 | \$5,612.61 | \$0.00 | \$0.00 | \$0.00 | \$0.00 | \$25,607.61 | \$73,889.79 |
| 1500 OTRAS PRESTACIONES SOCIALES Y ECC | \$233,778.39 | \$0.00 | \$8,618.88 | \$0.00 | \$13,300.85 | \$737.80 | \$0.00 | \$0.00 | \$28,148.56 | \$77,820.66 | \$0.00 | \$0.00 | \$0.00 | \$128,626.75 | \$105,152.64 |
| 1520 Indemnizaciones | \$101,638.86 | \$0.00 | \$0.00 | \$0.00 | \$0.00 | \$0.00 | \$0.00 | \$0.00 | \$0.00 | \$77,820.66 | \$0.00 | \$0.00 | \$0.00 | \$77,820.66 | \$23,818.20 |
| 1521 Indemnizaciones | \$101,638.86 | \$0.00 | \$0.00 | \$0.00 | \$0.00 | \$0.00 | \$0.00 | \$0.00 | \$0.00 | \$77,820.66 | \$0.00 | \$0.00 | \$0.00 | \$77,820.66 | \$23,818.20 |
| 1540 Prestaciones contractuales | \$78,361.13 | \$0.00 | \$8,618.88 | \$0.00 | \$1,000.00 | \$737.80 | \$0.00 | \$0.00 | \$28,148.56 | \$0.00 | \$0.00 | \$0.00 | \$0.00 | \$38,605.24 | \$39,865.89 |
| 1544 Gastos y servicios médicos | \$78,361.13 | \$0.00 | \$8,618.88 | \$0.00 | \$1,000.00 | \$737.80 | \$0.00 | \$0.00 | \$28,148.56 | \$0.00 | \$0.00 | \$0.00 | \$0.00 | \$38,605.24 | \$39,865.89 |
| 1590 Otras prestaciones sociales y económicas | \$53,779.40 | \$0.00 | \$0.00 | \$0.00 | \$12,300.85 | \$0.00 | \$0.00 | \$0.00 | \$0.00 | \$0.00 | \$0.00 | \$0.00 | \$0.00 | \$12,300.85 | \$41,478.55 |
| 1591 Otras prestaciones sociales y económicas | \$53,779.40 | \$0.00 | \$0.00 | \$0.00 | \$12,300.85 | \$0.00 | \$0.00 | \$0.00 | \$0.00 | \$0.00 | \$0.00 | \$0.00 | \$0.00 | \$12,300.85 | \$41,478.55 |
| 2000 MATERIALES Y SUMINISTROS | \$3,182,749.92 | \$95,123.31 | \$273,726.74 | \$177,320.92 | \$89,661.37 | \$121,649.71 | \$109,111.41 | \$115,747.89 | \$155,735.41 | \$45,703.18 | \$0.00 | \$0.00 | \$0.00 | \$1,183,769.94 | \$1,998,979.98 |
| 2100 MATERIALES DE ADMINISTRACIÓN, EMIS | \$598,606.14 | \$32,526.40 | \$55,126.54 | \$29,699.23 | \$3,112.03 | \$43,671.21 | \$27,476.58 | \$25,275.59 | \$56,771.77 | \$38,528.00 | \$0.00 | \$0.00 | \$0.00 | \$312,165.35 | \$286,420.79 |
| 2110 Materiales, útiles y equipos menores de ofic | \$214,433.64 | \$4,674.80 | \$22,434.04 | \$5,723.03 | \$2,526.85 | \$34,725.21 | \$16,113.80 | \$12,272.21 | \$90.00 | \$0.00 | \$0.00 | \$0.00 | \$0.00 | \$98,559.94 | \$115,873.60 |
| 2111 Papelería y útiles menores de oficina | \$184,857.29 | \$4,674.80 | \$22,434.04 | \$5,723.03 | \$2,526.85 | \$34,725.21 | \$16,113.80 | \$12,272.21 | \$767.00 | \$0.00 | \$0.00 | \$0.00 | \$0.00 | \$78,636.84 | \$106,220.45 |
| 2112 Equipos menores de oficina | \$29,576.25 | \$0.00 | \$0.00 | \$0.00 | \$0.00 | \$0.00 | \$15,348.80 | \$4,576.30 | \$0.00 | \$0.00 | \$0.00 | \$0.00 | \$0.00 | \$19,923.10 | \$9,653.15 |
| 2120 Materiales y útiles de impresión y reproduc | \$69,067.16 | \$0.00 | \$0.00 | \$19,627.20 | \$0.00 | \$0.00 | \$0.00 | \$0.00 | \$40,391.25 | \$0.00 | \$0.00 | \$0.00 | \$0.00 | \$60,018.45 | \$9,068.71 |
| 2121 Materiales y útiles de impresión y reproduc | \$69,067.16 | \$0.00 | \$0.00 | \$19,627.20 | \$0.00 | \$0.00 | \$0.00 | \$0.00 | \$40,391.25 | \$0.00 | \$0.00 | \$0.00 | \$0.00 | \$60,018.45 | \$9,068.71 |
| 2140 Materiales, útiles y equipos menores de tec | \$9,875.00 | \$0.00 | \$0.00 | \$3,386.00 | \$0.00 | \$0.00 | \$0.00 | \$0.00 | \$5,397.00 | \$0.00 | \$0.00 | \$0.00 | \$0.00 | \$8,783.00 | \$1,092.00 |
| 2141 Materiales, útiles y equipos menores de tec | \$9,875.00 | \$0.00 | \$0.00 | \$3,386.00 | \$0.00 | \$0.00 | \$0.00 | \$0.00 | \$5,397.00 | \$0.00 | \$0.00 | \$0.00 | \$0.00 | \$8,783.00 | \$1,092.00 |
| 2150 Material impreso e información digital | \$171,294.84 | \$25,879.60 | \$10,324.00 | \$0.00 | \$0.00 | \$8,700.00 | \$0.00 | \$9,918.00 | \$0.00 | \$38,528.00 | \$0.00 | \$0.00 | \$0.00 | \$93,347.60 | \$77,947.24 |
| 2151 Material impreso e información digital | \$171,294.84 | \$25,879.60 | \$10,324.00 | \$0.00 | \$0.00 | \$8,700.00 | \$0.00 | \$9,918.00 | \$0.00 | \$38,528.00 | \$0.00 | \$0.00 | \$0.00 | \$93,347.60 | \$77,947.24 |
| 2160 Material de limpieza | \$85,650.60 | \$1,972.00 | \$1,488.50 | \$963.00 | \$585.18 | \$246.00 | \$11,362.78 | \$3,085.38 | \$1,431.02 | \$0.00 | \$0.00 | \$0.00 | \$0.00 | \$21,133.88 | \$64,516.74 |
| 2161 Material de limpieza | \$85,650.60 | \$1,972.00 | \$1,488.50 | \$963.00 | \$585.18 | \$246.00 | \$11,362.78 | \$3,085.38 | \$1,431.02 | \$0.00 | \$0.00 | \$0.00 | \$0.00 | \$21,133.88 | \$64,516.74 |
| 2170 Materiales y útiles de enseñanza | \$18,105.00 | \$0.00 | \$0.00 | \$0.00 | \$0.00 | \$0.00 | \$0.00 | \$0.00 | \$182.50 | \$0.00 | \$0.00 | \$0.00 | \$0.00 | \$182.50 | \$17,922.50 |
| 2171 Materiales y útiles de enseñanza | \$18,105.00 | \$0.00 | \$0.00 | \$0.00 | \$0.00 | \$0.00 | \$0.00 | \$0.00 | \$182.50 | \$0.00 | \$0.00 | \$0.00 | \$0.00 | \$182.50 | \$17,922.50 |
| 2180 Materiales para el registro e identificación d | \$30,160.00 | \$0.00 | \$20,860.00 | \$0.00 | \$0.00 | \$0.00 | \$0.00 | \$0.00 | \$9,280.00 | \$0.00 | \$0.00 | \$0.00 | \$0.00 | \$30,160.00 | \$0.00 |
| 2181 Formas Valoradas | \$30,160.00 | \$0.00 | \$20,860.00 | \$0.00 | \$0.00 | \$0.00 | \$0.00 | \$0.00 | \$9,280.00 | \$0.00 | \$0.00 | \$0.00 | \$0.00 | \$30,160.00 | \$0.00 |
| 2200 ALIMENTOS Y UTENSILIOS | \$982,668.12 | \$30,921.00 | \$74,759.21 | \$65,089.30 | \$17,139.23 | \$32,747.10 | \$19,150.42 | \$4,689.16 | \$10,357.34 | \$2,143.68 | \$0.00 | \$0.00 | \$0.00 | \$256,988.44 | \$725,871.68 |
| 2210 Productos alimenticios para personas | \$929,541.68 | \$29,502.50 | \$71,777.45 | \$47,502.01 | \$16,847.71 | \$30,597.81 | \$18,557.40 | \$4,442.16 | \$9,506.82 | \$2,143.68 | \$0.00 | \$0.00 | \$0.00 | \$230,877.54 | \$698,664.14 |
| 2211 Productos alimenticios para personas | \$929,541.68 | \$29,502.50 | \$71,777.45 | \$47,502.01 | \$16,847.71 | \$30,597.81 | \$18,557.40 | \$4,442.16 | \$9,506.82 | \$2,143.68 | \$0.00 | \$0.00 | \$0.00 | \$230,877.54 | \$698,664.14 |



**MUNICIPIO DE MINERAL DEL MONTE
HIDALGO**

Analítico Mensual de Egresos Pagados por Fuente de Financiamiento al 30/sep./2024

(Cuentas con Movimientos)

(Cifras en pesos y centavos)

Fecha y hora de Impresión | 25/oct/2024
03:46 p.m.

Usu: supervisor
Rep: rptAnalíticoPresupuestoEgresos_FF

| Objeto del Gasto | Presupuesto Vigente | Ene | Feb | Mar | Abr | May | Jun | Jul | Ago | Sep | Oct | Nov | Dic | Total | Diferencia (Vigente - Total) |
|--|---------------------|--------------------|--------------------|--------------------|--------------------|--------------------|--------------------|--------------------|--------------------|-------------------|---------------|---------------|---------------|---------------------|------------------------------|
| 2230 Utensilios para el servicio de alimentación | \$53,326.44 | \$1,418.50 | \$2,981.76 | \$17,587.29 | \$291.52 | \$2,149.29 | \$593.02 | \$247.00 | \$850.52 | \$0.00 | \$0.00 | \$0.00 | \$0.00 | \$26,118.80 | \$27,207.54 |
| 2231 Utensilios para el servicio de alimentación | \$53,326.44 | \$1,418.50 | \$2,981.76 | \$17,587.29 | \$291.52 | \$2,149.29 | \$593.02 | \$247.00 | \$850.52 | \$0.00 | \$0.00 | \$0.00 | \$0.00 | \$26,118.80 | \$27,207.54 |
| 2400 MATERIALES Y ARTÍCULOS DE CONSTRU | \$563,291.76 | \$14,713.82 | \$56,393.83 | \$51,735.85 | \$37,651.21 | \$24,293.20 | \$4,734.88 | \$53,696.42 | \$38,928.35 | \$0.00 | \$0.00 | \$0.00 | \$0.00 | \$282,147.56 | \$281,144.20 |
| 2410 Productos minerales no metálicos | \$53,635.64 | \$0.00 | \$0.00 | \$17,400.00 | \$0.00 | \$0.00 | \$0.00 | \$0.00 | \$19,583.14 | \$0.00 | \$0.00 | \$0.00 | \$0.00 | \$36,983.14 | \$16,652.50 |
| 2411 Productos minerales no metálicos | \$53,635.64 | \$0.00 | \$0.00 | \$17,400.00 | \$0.00 | \$0.00 | \$0.00 | \$0.00 | \$19,583.14 | \$0.00 | \$0.00 | \$0.00 | \$0.00 | \$36,983.14 | \$16,652.50 |
| 2420 Cemento y productos de concreto | \$57,730.40 | \$0.00 | \$23,500.44 | \$3,327.51 | \$17,760.62 | \$0.00 | \$0.00 | \$1,125.00 | \$0.00 | \$0.00 | \$0.00 | \$0.00 | \$0.00 | \$45,713.57 | \$12,016.83 |
| 2421 Cemento y productos de concreto | \$57,730.40 | \$0.00 | \$23,500.44 | \$3,327.51 | \$17,760.62 | \$0.00 | \$0.00 | \$1,125.00 | \$0.00 | \$0.00 | \$0.00 | \$0.00 | \$0.00 | \$45,713.57 | \$12,016.83 |
| 2440 Madera y productos de madera | \$10,778.76 | \$0.00 | \$0.00 | \$0.00 | \$0.00 | \$0.00 | \$0.00 | \$0.00 | \$0.00 | \$0.00 | \$0.00 | \$0.00 | \$0.00 | \$0.00 | \$10,778.76 |
| 2441 Madera y productos de madera | \$10,778.76 | \$0.00 | \$0.00 | \$0.00 | \$0.00 | \$0.00 | \$0.00 | \$0.00 | \$0.00 | \$0.00 | \$0.00 | \$0.00 | \$0.00 | \$0.00 | \$10,778.76 |
| 2450 Vidrio y productos de vidrio | \$3,000.00 | \$0.00 | \$0.00 | \$0.00 | \$0.00 | \$0.00 | \$0.00 | \$0.00 | \$0.00 | \$0.00 | \$0.00 | \$0.00 | \$0.00 | \$0.00 | \$3,000.00 |
| 2451 Vidrio y productos de vidrio | \$3,000.00 | \$0.00 | \$0.00 | \$0.00 | \$0.00 | \$0.00 | \$0.00 | \$0.00 | \$0.00 | \$0.00 | \$0.00 | \$0.00 | \$0.00 | \$0.00 | \$3,000.00 |
| 2460 Material eléctrico y electrónico | \$278,473.00 | \$6,793.82 | \$28,717.39 | \$19,686.34 | \$0.00 | \$20,097.02 | \$4,734.88 | \$48,634.32 | \$4,914.00 | \$0.00 | \$0.00 | \$0.00 | \$0.00 | \$133,577.77 | \$144,895.23 |
| 2461 Material eléctrico y electrónico | \$278,473.00 | \$6,793.82 | \$28,717.39 | \$19,686.34 | \$0.00 | \$20,097.02 | \$4,734.88 | \$48,634.32 | \$4,914.00 | \$0.00 | \$0.00 | \$0.00 | \$0.00 | \$133,577.77 | \$144,895.23 |
| 2470 Artículos metálicos para la construcción | \$12,155.64 | \$0.00 | \$0.00 | \$0.00 | \$0.00 | \$0.00 | \$0.00 | \$0.00 | \$0.00 | \$0.00 | \$0.00 | \$0.00 | \$0.00 | \$0.00 | \$12,155.64 |
| 2471 Artículos metálicos para la construcción | \$12,155.64 | \$0.00 | \$0.00 | \$0.00 | \$0.00 | \$0.00 | \$0.00 | \$0.00 | \$0.00 | \$0.00 | \$0.00 | \$0.00 | \$0.00 | \$0.00 | \$12,155.64 |
| 2480 Materiales complementarios | \$9,000.00 | \$0.00 | \$0.00 | \$0.00 | \$0.00 | \$0.00 | \$0.00 | \$0.00 | \$0.00 | \$0.00 | \$0.00 | \$0.00 | \$0.00 | \$0.00 | \$9,000.00 |
| 2481 Materiales complementarios | \$9,000.00 | \$0.00 | \$0.00 | \$0.00 | \$0.00 | \$0.00 | \$0.00 | \$0.00 | \$0.00 | \$0.00 | \$0.00 | \$0.00 | \$0.00 | \$0.00 | \$9,000.00 |
| 2490 Otros materiales y artículos de construcción | \$138,518.32 | \$7,920.00 | \$4,176.00 | \$11,322.00 | \$19,890.59 | \$4,196.18 | \$0.00 | \$3,937.10 | \$14,431.21 | \$0.00 | \$0.00 | \$0.00 | \$0.00 | \$65,873.08 | \$72,645.24 |
| 2491 Otros materiales y artículos de construcción | \$138,518.32 | \$7,920.00 | \$4,176.00 | \$11,322.00 | \$19,890.59 | \$4,196.18 | \$0.00 | \$3,937.10 | \$14,431.21 | \$0.00 | \$0.00 | \$0.00 | \$0.00 | \$65,873.08 | \$72,645.24 |
| 2500 PRODUCTOS QUÍMICOS, FARMACÉUTIC | \$83,596.76 | \$0.00 | \$0.00 | \$15,769.50 | \$4,379.00 | \$7,209.80 | \$0.00 | \$18,979.66 | \$0.00 | \$3,003.20 | \$0.00 | \$0.00 | \$0.00 | \$49,341.16 | \$34,255.60 |
| 2530 Medicinas y productos farmacéuticos | \$51,044.60 | \$0.00 | \$0.00 | \$15,769.50 | \$0.00 | \$7,209.80 | \$0.00 | \$4,912.30 | \$0.00 | \$0.00 | \$0.00 | \$0.00 | \$0.00 | \$27,891.60 | \$23,153.00 |
| 2531 Medicinas y productos farmacéuticos | \$51,044.60 | \$0.00 | \$0.00 | \$15,769.50 | \$0.00 | \$7,209.80 | \$0.00 | \$4,912.30 | \$0.00 | \$0.00 | \$0.00 | \$0.00 | \$0.00 | \$27,891.60 | \$23,153.00 |
| 2540 Materiales, accesorios y suministros médicos | \$5,369.76 | \$0.00 | \$0.00 | \$0.00 | \$4,379.00 | \$0.00 | \$0.00 | \$0.00 | \$0.00 | \$0.00 | \$0.00 | \$0.00 | \$0.00 | \$4,379.00 | \$990.76 |
| 2541 Materiales, accesorios y suministros médicos | \$5,369.76 | \$0.00 | \$0.00 | \$0.00 | \$4,379.00 | \$0.00 | \$0.00 | \$0.00 | \$0.00 | \$0.00 | \$0.00 | \$0.00 | \$0.00 | \$4,379.00 | \$990.76 |
| 2560 Fibras sintéticas, hules, plásticos y derivad | \$15,000.00 | \$0.00 | \$0.00 | \$0.00 | \$0.00 | \$0.00 | \$0.00 | \$14,067.36 | \$0.00 | \$0.00 | \$0.00 | \$0.00 | \$0.00 | \$14,067.36 | \$932.64 |
| 2561 Fibras sintéticas, hules, plásticos y derivad | \$15,000.00 | \$0.00 | \$0.00 | \$0.00 | \$0.00 | \$0.00 | \$0.00 | \$14,067.36 | \$0.00 | \$0.00 | \$0.00 | \$0.00 | \$0.00 | \$14,067.36 | \$932.64 |
| 2590 Otros productos químicos | \$12,182.40 | \$0.00 | \$0.00 | \$0.00 | \$0.00 | \$0.00 | \$0.00 | \$0.00 | \$0.00 | \$3,003.20 | \$0.00 | \$0.00 | \$0.00 | \$3,003.20 | \$9,179.20 |
| 2591 Otros productos químicos | \$12,182.40 | \$0.00 | \$0.00 | \$0.00 | \$0.00 | \$0.00 | \$0.00 | \$0.00 | \$0.00 | \$3,003.20 | \$0.00 | \$0.00 | \$0.00 | \$3,003.20 | \$9,179.20 |
| 2600 COMBUSTIBLES, LUBRICANTES Y ADITIV | \$660,629.81 | \$15,488.09 | \$77,615.11 | \$9,033.12 | \$14,334.70 | \$12,308.36 | \$45,444.94 | \$3,530.05 | \$6,339.90 | \$1,200.00 | \$0.00 | \$0.00 | \$0.00 | \$186,294.27 | \$475,335.54 |
| 2610 Combustibles, lubricantes y aditivos | \$660,629.81 | \$15,488.09 | \$77,615.11 | \$9,033.12 | \$14,334.70 | \$12,308.36 | \$45,444.94 | \$3,530.05 | \$6,339.90 | \$1,200.00 | \$0.00 | \$0.00 | \$0.00 | \$186,294.27 | \$475,335.54 |
| 2611 Combustibles, lubricantes y aditivos | \$660,629.81 | \$15,488.09 | \$77,615.11 | \$9,033.12 | \$14,334.70 | \$12,308.36 | \$45,444.94 | \$3,530.05 | \$6,339.90 | \$1,200.00 | \$0.00 | \$0.00 | \$0.00 | \$186,294.27 | \$475,335.54 |
| 2700 VESTUARIO, BLANCOS, PRENDAS DE PR | \$59,538.90 | \$0.00 | \$1,100.00 | \$2,804.42 | \$10,115.20 | \$237.32 | \$555.06 | \$1,823.14 | \$24,118.96 | \$0.00 | \$0.00 | \$0.00 | \$0.00 | \$40,754.10 | \$18,784.76 |
| 2720 Prendas de seguridad y protección persona | \$29,538.90 | \$0.00 | \$0.00 | \$2,804.42 | \$0.00 | \$237.32 | \$555.06 | \$1,823.14 | \$24,118.96 | \$0.00 | \$0.00 | \$0.00 | \$0.00 | \$29,538.90 | \$0.00 |
| 2721 Prendas de seguridad y protección persona | \$29,538.90 | \$0.00 | \$0.00 | \$2,804.42 | \$0.00 | \$237.32 | \$555.06 | \$1,823.14 | \$24,118.96 | \$0.00 | \$0.00 | \$0.00 | \$0.00 | \$29,538.90 | \$0.00 |
| 2730 Artículos deportivos | \$29,999.96 | \$0.00 | \$1,100.00 | \$0.00 | \$10,115.20 | \$0.00 | \$0.00 | \$0.00 | \$0.00 | \$0.00 | \$0.00 | \$0.00 | \$0.00 | \$11,215.20 | \$18,784.76 |
| 2731 Artículos deportivos | \$29,999.96 | \$0.00 | \$1,100.00 | \$0.00 | \$10,115.20 | \$0.00 | \$0.00 | \$0.00 | \$0.00 | \$0.00 | \$0.00 | \$0.00 | \$0.00 | \$11,215.20 | \$18,784.76 |
| 2900 HERRAMIENTAS, REFACCIONES Y ACCE | \$234,218.47 | \$1,474.00 | \$8,732.05 | \$3,169.50 | \$2,920.00 | \$1,182.72 | \$11,749.53 | \$7,753.87 | \$19,219.09 | \$830.30 | \$0.00 | \$0.00 | \$0.00 | \$57,951.06 | \$177,167.41 |
| 2910 Herramientas menores | \$33,287.00 | \$0.00 | \$2,905.00 | \$2,760.00 | \$2,920.00 | \$1,182.72 | \$6,704.53 | \$3,704.87 | \$10,235.94 | \$0.00 | \$0.00 | \$0.00 | \$0.00 | \$30,413.06 | \$2,873.94 |
| 2911 Herramientas menores | \$33,287.00 | \$0.00 | \$2,905.00 | \$2,760.00 | \$2,920.00 | \$1,182.72 | \$6,704.53 | \$3,704.87 | \$10,235.94 | \$0.00 | \$0.00 | \$0.00 | \$0.00 | \$30,413.06 | \$2,873.94 |
| 2920 Refacciones y accesorios menores de edific | \$3,500.05 | \$0.00 | \$0.00 | \$0.00 | \$0.00 | \$0.00 | \$570.00 | \$0.00 | \$2,405.00 | \$0.00 | \$0.00 | \$0.00 | \$0.00 | \$2,975.00 | \$525.05 |



MUNICIPIO DE MINERAL DEL MONTE HIDALGO

Análítico Mensual de Egresos Pagados por Fuente de Financiamiento al 30/sep./2024

(Cuentas con Movimientos)

(Cifras en pesos y centavos)

Usu: supervisor

Rep: rptAnalíticoPresupuestoEgresos_FF

Fecha y 25/oct./2024

hora de Impresión 03:48 p. m.

| Objeto del Gasto | Presupuesto Vigente | Ene | Feb | Mar | Abr | May | Jun | Jul | Ago | Sep | Oct | Nov | Dic | Total | Diferencia (Vigente - Total) |
|--|-----------------------|---------------------|---------------------|---------------------|---------------------|---------------------|---------------------|---------------------|-----------------------|---------------------|---------------|---------------|---------------|-----------------------|------------------------------|
| 2921 Refacciones y accesorios menores de edific | \$3,500.05 | \$0.00 | \$0.00 | \$0.00 | \$0.00 | \$0.00 | \$570.00 | \$0.00 | \$2,405.00 | \$0.00 | \$0.00 | \$0.00 | \$0.00 | \$2,975.00 | \$525.05 |
| 2930 Refacciones y accesorios menores de mobi | \$9,999.96 | \$0.00 | \$0.00 | \$0.00 | \$0.00 | \$0.00 | \$0.00 | \$0.00 | \$0.00 | \$0.00 | \$0.00 | \$0.00 | \$0.00 | \$0.00 | \$9,999.96 |
| 2931 Refacciones y accesorios menores de mobi | \$9,999.96 | \$0.00 | \$0.00 | \$0.00 | \$0.00 | \$0.00 | \$0.00 | \$0.00 | \$0.00 | \$0.00 | \$0.00 | \$0.00 | \$0.00 | \$0.00 | \$9,999.96 |
| 2940 Refacciones y accesorios menores de equip | \$5,000.04 | \$0.00 | \$0.00 | \$0.00 | \$0.00 | \$0.00 | \$0.00 | \$0.00 | \$0.00 | \$0.00 | \$0.00 | \$0.00 | \$0.00 | \$0.00 | \$5,000.04 |
| 2941 Refacciones y accesorios menores de equip | \$5,000.04 | \$0.00 | \$0.00 | \$0.00 | \$0.00 | \$0.00 | \$0.00 | \$0.00 | \$0.00 | \$0.00 | \$0.00 | \$0.00 | \$0.00 | \$0.00 | \$5,000.04 |
| 2960 Refacciones y accesorios menores de equip | \$182,431.42 | \$1,474.00 | \$5,827.05 | \$429.50 | \$0.00 | \$0.00 | \$4,475.00 | \$4,049.00 | \$6,578.15 | \$830.30 | \$0.00 | \$0.00 | \$0.00 | \$23,663.00 | \$158,768.42 |
| 2961 Refacciones y accesorios menores de equip | \$182,431.42 | \$1,474.00 | \$5,827.05 | \$429.50 | \$0.00 | \$0.00 | \$4,475.00 | \$4,049.00 | \$6,578.15 | \$830.30 | \$0.00 | \$0.00 | \$0.00 | \$23,663.00 | \$158,768.42 |
| 3000 SERVICIOS GENERALES | \$7,782,896.57 | \$644,862.90 | \$733,161.29 | \$771,316.05 | \$666,745.66 | \$793,042.90 | \$504,517.46 | \$939,119.29 | \$1,013,871.42 | \$612,371.89 | \$0.00 | \$0.00 | \$0.00 | \$6,477,897.86 | \$1,304,997.71 |
| 3100 SERVICIOS BÁSICOS | \$743,283.80 | \$19,626.47 | \$89,867.81 | \$14,591.05 | \$13,511.88 | \$8,671.96 | \$23,521.65 | \$187,844.43 | \$12,935.41 | \$272,804.86 | \$0.00 | \$0.00 | \$0.00 | \$543,175.52 | \$100,108.28 |
| 3110 Energía eléctrica | \$597,074.13 | \$15,745.78 | \$77,167.21 | \$3,107.03 | \$507.42 | \$2,894.67 | \$773.97 | \$181,823.25 | \$758.31 | \$266,863.86 | \$0.00 | \$0.00 | \$0.00 | \$548,841.50 | \$47,432.63 |
| 3111 Energía eléctrica | \$597,074.13 | \$15,745.78 | \$77,167.21 | \$3,107.03 | \$507.42 | \$2,894.67 | \$773.97 | \$181,823.25 | \$758.31 | \$266,863.86 | \$0.00 | \$0.00 | \$0.00 | \$548,841.50 | \$47,432.63 |
| 3120 Gas | \$37,646.50 | \$605.09 | \$3,127.29 | \$1,903.85 | \$2,010.68 | \$998.29 | \$3,000.61 | \$1,200.07 | \$500.03 | \$0.00 | \$0.00 | \$0.00 | \$0.00 | \$13,245.91 | \$24,400.59 |
| 3121 Gas | \$37,646.50 | \$605.09 | \$3,127.29 | \$1,903.85 | \$2,010.68 | \$998.29 | \$3,000.61 | \$1,200.07 | \$500.03 | \$0.00 | \$0.00 | \$0.00 | \$0.00 | \$13,245.91 | \$24,400.59 |
| 3130 Agua | \$46,112.31 | \$0.00 | \$4,580.31 | \$4,558.17 | \$4,565.69 | \$0.00 | \$9,192.07 | \$4,621.11 | \$4,638.07 | \$0.00 | \$0.00 | \$0.00 | \$0.00 | \$32,153.42 | \$12,958.89 |
| 3131 Agua | \$46,112.31 | \$0.00 | \$4,580.31 | \$4,558.17 | \$4,565.69 | \$0.00 | \$9,192.07 | \$4,621.11 | \$4,638.07 | \$0.00 | \$0.00 | \$0.00 | \$0.00 | \$32,153.42 | \$12,958.89 |
| 3140 Telefonía tradicional | \$59,506.00 | \$0.00 | \$4,993.00 | \$5,024.00 | \$6,001.00 | \$4,679.00 | \$10,555.00 | \$0.00 | \$7,039.00 | \$6,041.00 | \$0.00 | \$0.00 | \$0.00 | \$44,332.00 | \$15,174.00 |
| 3141 Telefonía tradicional | \$59,506.00 | \$0.00 | \$4,993.00 | \$5,024.00 | \$6,001.00 | \$4,679.00 | \$10,555.00 | \$0.00 | \$7,039.00 | \$6,041.00 | \$0.00 | \$0.00 | \$0.00 | \$44,332.00 | \$15,174.00 |
| 3170 Servicios de acceso de Internet, redes y pro | \$3,375.60 | \$3,375.60 | \$0.00 | \$0.00 | \$0.00 | \$0.00 | \$0.00 | \$0.00 | \$0.00 | \$0.00 | \$0.00 | \$0.00 | \$0.00 | \$3,375.60 | \$0.00 |
| 3171 Servicios de acceso de Internet, redes y pro | \$3,375.60 | \$3,375.60 | \$0.00 | \$0.00 | \$0.00 | \$0.00 | \$0.00 | \$0.00 | \$0.00 | \$0.00 | \$0.00 | \$0.00 | \$0.00 | \$3,375.60 | \$0.00 |
| 3180 Servicios postales y telegráficos | \$569.26 | \$0.00 | \$0.00 | \$0.00 | \$427.09 | \$0.00 | \$0.00 | \$0.00 | \$0.00 | \$0.00 | \$0.00 | \$0.00 | \$0.00 | \$427.09 | \$142.17 |
| 3181 Servicios postales y telegráficos | \$569.26 | \$0.00 | \$0.00 | \$0.00 | \$427.09 | \$0.00 | \$0.00 | \$0.00 | \$0.00 | \$0.00 | \$0.00 | \$0.00 | \$0.00 | \$427.09 | \$142.17 |
| 3200 SERVICIOS DE ARRENDAMIENTO | \$1,131,533.57 | \$3,828.00 | \$189,608.96 | \$14,024.40 | \$74,982.40 | \$388,368.00 | \$127,019.99 | \$46,400.00 | \$97,266.00 | \$0.00 | \$0.00 | \$0.00 | \$0.00 | \$941,497.75 | \$190,035.82 |
| 3230 Arrendamiento de mobiliario y equipo de ad | \$25,852.68 | \$0.00 | \$0.00 | \$0.00 | \$0.00 | \$0.00 | \$0.00 | \$0.00 | \$0.00 | \$0.00 | \$0.00 | \$0.00 | \$0.00 | \$0.00 | \$25,852.68 |
| 3231 Arrendamiento de mobiliario y equipo de ad | \$25,852.68 | \$0.00 | \$0.00 | \$0.00 | \$0.00 | \$0.00 | \$0.00 | \$0.00 | \$0.00 | \$0.00 | \$0.00 | \$0.00 | \$0.00 | \$0.00 | \$25,852.68 |
| 3250 Arrendamiento de equipo de transporte | \$434,270.00 | \$0.00 | \$15,312.00 | \$0.00 | \$24,128.00 | \$179,916.00 | \$0.00 | \$0.00 | \$89,958.00 | \$0.00 | \$0.00 | \$0.00 | \$0.00 | \$309,314.00 | \$124,956.00 |
| 3251 Arrendamiento de equipo de transporte | \$434,270.00 | \$0.00 | \$15,312.00 | \$0.00 | \$24,128.00 | \$179,916.00 | \$0.00 | \$0.00 | \$89,958.00 | \$0.00 | \$0.00 | \$0.00 | \$0.00 | \$309,314.00 | \$124,956.00 |
| 3260 Arrendamiento de maquinaria, otros equipo | \$177,372.40 | \$0.00 | \$0.00 | \$10,440.00 | \$0.00 | \$182,400.00 | \$0.00 | \$0.00 | \$0.00 | \$0.00 | \$0.00 | \$0.00 | \$0.00 | \$172,840.00 | \$4,532.40 |
| 3261 Arrendamiento de maquinaria, otros equipo | \$177,372.40 | \$0.00 | \$0.00 | \$10,440.00 | \$0.00 | \$182,400.00 | \$0.00 | \$0.00 | \$0.00 | \$0.00 | \$0.00 | \$0.00 | \$0.00 | \$172,840.00 | \$4,532.40 |
| 3270 Arrendamiento de activos intangibles | \$30,000.00 | \$0.00 | \$13,752.96 | \$0.00 | \$0.00 | \$0.00 | \$0.00 | \$0.00 | \$0.00 | \$0.00 | \$0.00 | \$0.00 | \$0.00 | \$13,752.96 | \$16,247.04 |
| 3271 Arrendamiento de activos intangibles | \$30,000.00 | \$0.00 | \$13,752.96 | \$0.00 | \$0.00 | \$0.00 | \$0.00 | \$0.00 | \$0.00 | \$0.00 | \$0.00 | \$0.00 | \$0.00 | \$13,752.96 | \$16,247.04 |
| 3290 Otros arrendamientos | \$464,038.49 | \$3,828.00 | \$160,544.00 | \$3,584.40 | \$50,854.40 | \$46,052.00 | \$127,019.99 | \$46,400.00 | \$7,308.00 | \$0.00 | \$0.00 | \$0.00 | \$0.00 | \$445,590.79 | \$18,447.70 |
| 3291 Otros arrendamientos | \$464,038.49 | \$3,828.00 | \$160,544.00 | \$3,584.40 | \$50,854.40 | \$46,052.00 | \$127,019.99 | \$46,400.00 | \$7,308.00 | \$0.00 | \$0.00 | \$0.00 | \$0.00 | \$445,590.79 | \$18,447.70 |
| 3300 SERVICIOS PROFESIONALES, CIENTÍFIC | \$793,611.82 | \$11,412.00 | \$70,552.00 | \$101,358.00 | \$68,906.11 | \$13,132.00 | \$111,816.91 | \$73,784.78 | \$255,746.00 | \$2,320.00 | \$0.00 | \$0.00 | \$0.00 | \$709,027.80 | \$84,584.02 |
| 3310 Servicios legales, de contabilidad, auditoría | \$280,444.02 | \$0.00 | \$60,552.00 | \$80,736.00 | \$45,102.11 | \$0.00 | \$94,053.91 | \$0.00 | \$0.00 | \$0.00 | \$0.00 | \$0.00 | \$0.00 | \$280,444.02 | \$0.00 |
| 3311 Servicios legales, de contabilidad, auditoría | \$280,444.02 | \$0.00 | \$60,552.00 | \$80,736.00 | \$45,102.11 | \$0.00 | \$94,053.91 | \$0.00 | \$0.00 | \$0.00 | \$0.00 | \$0.00 | \$0.00 | \$280,444.02 | \$0.00 |
| 3320 Servicios de diseño, arquitectura, ingeniería | \$91,344.68 | \$0.00 | \$0.00 | \$0.00 | \$0.00 | \$0.00 | \$0.00 | \$54,755.28 | \$34,800.00 | \$0.00 | \$0.00 | \$0.00 | \$0.00 | \$89,555.28 | \$1,789.40 |
| 3321 Servicios de diseño, arquitectura, ingeniería | \$91,344.68 | \$0.00 | \$0.00 | \$0.00 | \$0.00 | \$0.00 | \$0.00 | \$54,755.28 | \$34,800.00 | \$0.00 | \$0.00 | \$0.00 | \$0.00 | \$89,555.28 | \$1,789.40 |
| 3330 Servicios de consultoría administrativa, pro | \$1,500.00 | \$0.00 | \$0.00 | \$1,160.00 | \$0.00 | \$0.00 | \$0.00 | \$0.00 | \$0.00 | \$0.00 | \$0.00 | \$0.00 | \$0.00 | \$1,160.00 | \$340.00 |
| 3331 Servicios de consultoría administrativa, pro | \$1,500.00 | \$0.00 | \$0.00 | \$1,160.00 | \$0.00 | \$0.00 | \$0.00 | \$0.00 | \$0.00 | \$0.00 | \$0.00 | \$0.00 | \$0.00 | \$1,160.00 | \$340.00 |
| 3360 Servicios de apoyo administrativo, traducció | \$283,085.28 | \$11,412.00 | \$0.00 | \$9,462.00 | \$13,804.00 | \$3,132.00 | \$7,763.00 | \$9,029.50 | \$210,946.00 | \$2,320.00 | \$0.00 | \$0.00 | \$0.00 | \$267,868.50 | \$25,216.78 |



MUNICIPIO DE MINERAL DEL MONTE HIDALGO

Analítico Mensual de Egresos Pagados por Fuente de Financiamiento al 30/sep./2024

Usu: supervisor
Rep: rptAnalíticoPresupuestoEgresos_FF

(Cuentas con Movimientos)
(Cifras en pesos y centavos)

Fecha y hora de Impresión: 25/oct./2024 03:48 p. m.

| Objeto del Gasto | Presupuesto Vigente | Ene | Feb | Mar | Abr | May | Jun | Jul | Ago | Sep | Oct | Nov | Dic | Total | Diferencia (Vigente - Total) |
|--|-----------------------|---------------------|---------------------|---------------------|---------------------|---------------------|---------------------|---------------------|---------------------|---------------------|---------------|---------------|---------------|-----------------------|------------------------------|
| 3361 Servicios de apoyo administrativo, fotocopie | \$293,065.28 | \$11,412.00 | \$0.00 | \$9,462.00 | \$13,804.00 | \$3,132.00 | \$7,783.00 | \$9,029.50 | \$210,946.00 | \$2,320.00 | \$0.00 | \$0.00 | \$0.00 | \$267,868.50 | \$25,216.78 |
| 3390 Servicios profesionales, científicos y técnico | \$127,237.84 | \$0.00 | \$10,000.00 | \$10,000.00 | \$10,000.00 | \$10,000.00 | \$10,000.00 | \$10,000.00 | \$10,000.00 | \$10,000.00 | \$0.00 | \$0.00 | \$0.00 | \$70,000.00 | \$57,237.84 |
| 3391 Servicios profesionales, científicos y técnico | \$127,237.84 | \$0.00 | \$10,000.00 | \$10,000.00 | \$10,000.00 | \$10,000.00 | \$10,000.00 | \$10,000.00 | \$10,000.00 | \$10,000.00 | \$0.00 | \$0.00 | \$0.00 | \$70,000.00 | \$57,237.84 |
| 3400 SERVICIOS FINANCIEROS, BANCARIOS Y | \$110,771.72 | \$9,591.02 | \$2,955.38 | \$2,651.16 | \$2,154.04 | \$3,300.28 | \$6,767.51 | \$4,830.31 | \$3,493.82 | \$611.26 | \$0.00 | \$0.00 | \$0.00 | \$90,354.78 | \$20,416.94 |
| 3410 Servicios financieros y bancarios | \$110,771.72 | \$9,591.02 | \$2,955.38 | \$2,651.16 | \$2,154.04 | \$3,300.28 | \$6,767.51 | \$4,830.31 | \$3,493.82 | \$611.26 | \$0.00 | \$0.00 | \$0.00 | \$90,354.78 | \$20,416.94 |
| 3411 Comisiones Bancarias | \$57,771.72 | \$9,591.02 | \$2,955.38 | \$2,651.16 | \$2,154.04 | \$3,300.28 | \$2,767.51 | \$4,830.31 | \$3,493.82 | \$611.26 | \$0.00 | \$0.00 | \$0.00 | \$32,354.78 | \$20,416.94 |
| 3412 Avalúo de bienes muebles | \$58,000.00 | \$0.00 | \$0.00 | \$0.00 | \$0.00 | \$0.00 | \$58,000.00 | \$0.00 | \$0.00 | \$0.00 | \$0.00 | \$0.00 | \$0.00 | \$58,000.00 | \$0.00 |
| 3500 SERVICIOS DE INSTALACIÓN, REPARACI | \$1,799,213.50 | \$18,212.00 | \$176,577.61 | \$408,481.15 | \$134,508.50 | \$151,796.66 | \$160,043.40 | \$121,093.24 | \$180,514.42 | \$100,305.43 | \$0.00 | \$0.00 | \$0.00 | \$1,441,532.41 | \$357,681.09 |
| 3510 Conservación y mantenimiento menor de in | \$527,847.74 | \$6,148.00 | \$16,820.00 | \$185,647.59 | \$10,672.00 | \$74,124.00 | \$2,900.00 | \$2,900.00 | \$27,924.26 | \$2,900.00 | \$0.00 | \$0.00 | \$0.00 | \$330,035.85 | \$197,811.89 |
| 3511 Conservación y mantenimiento menor de in | \$527,847.74 | \$6,148.00 | \$16,820.00 | \$185,647.59 | \$10,672.00 | \$74,124.00 | \$2,900.00 | \$2,900.00 | \$27,924.26 | \$2,900.00 | \$0.00 | \$0.00 | \$0.00 | \$330,035.85 | \$197,811.89 |
| 3520 Instalación, reparación y mantenimiento de | \$5,469.84 | \$0.00 | \$2,865.60 | \$0.00 | \$679.38 | \$0.00 | \$1,160.00 | \$0.00 | \$0.00 | \$0.00 | \$0.00 | \$0.00 | \$0.00 | \$4,704.96 | \$764.86 |
| 3521 Instalación, reparación y mantenimiento de | \$5,469.84 | \$0.00 | \$2,865.60 | \$0.00 | \$679.38 | \$0.00 | \$1,160.00 | \$0.00 | \$0.00 | \$0.00 | \$0.00 | \$0.00 | \$0.00 | \$4,704.96 | \$764.86 |
| 3530 Instalación, reparación y mantenimiento de | \$6,999.96 | \$0.00 | \$0.00 | \$1,798.00 | \$0.00 | \$0.00 | \$0.00 | \$0.00 | \$0.00 | \$0.00 | \$0.00 | \$0.00 | \$0.00 | \$1,798.00 | \$5,201.96 |
| 3531 Instalación, reparación y mantenimiento de | \$6,999.96 | \$0.00 | \$0.00 | \$1,798.00 | \$0.00 | \$0.00 | \$0.00 | \$0.00 | \$0.00 | \$0.00 | \$0.00 | \$0.00 | \$0.00 | \$1,798.00 | \$5,201.96 |
| 3550 Reparación y mantenimiento de equipo de t | \$411,560.88 | \$12,064.00 | \$14,586.01 | \$46,409.96 | \$7,238.40 | \$23,012.30 | \$56,704.00 | \$27,262.00 | \$44,583.72 | \$2,668.00 | \$0.00 | \$0.00 | \$0.00 | \$234,538.39 | \$177,022.49 |
| 3551 Reparación y mantenimiento de equipo de t | \$411,560.88 | \$12,064.00 | \$14,586.01 | \$46,409.96 | \$7,238.40 | \$23,012.30 | \$56,704.00 | \$27,262.00 | \$44,583.72 | \$2,668.00 | \$0.00 | \$0.00 | \$0.00 | \$234,538.39 | \$177,022.49 |
| 3570 Instalación, reparación y mantenimiento de | \$22,557.36 | \$0.00 | \$0.00 | \$0.00 | \$0.00 | \$14,901.36 | \$0.00 | \$5,800.00 | \$1,856.00 | \$0.00 | \$0.00 | \$0.00 | \$0.00 | \$22,557.36 | \$0.00 |
| 3571 Instalación, reparación y mantenimiento de | \$22,557.36 | \$0.00 | \$0.00 | \$0.00 | \$0.00 | \$14,901.36 | \$0.00 | \$5,800.00 | \$1,856.00 | \$0.00 | \$0.00 | \$0.00 | \$0.00 | \$22,557.36 | \$0.00 |
| 3580 Servicios de limpieza y manejo de desecho: | \$819,777.68 | \$0.00 | \$142,496.00 | \$174,625.60 | \$115,718.72 | \$39,759.00 | \$89,279.40 | \$85,131.24 | \$106,150.44 | \$94,737.43 | \$0.00 | \$0.00 | \$0.00 | \$847,897.83 | -\$28,120.15 |
| 3581 Servicios de limpieza y manejo de desecho: | \$819,777.68 | \$0.00 | \$142,496.00 | \$174,625.60 | \$115,718.72 | \$39,759.00 | \$89,279.40 | \$85,131.24 | \$106,150.44 | \$94,737.43 | \$0.00 | \$0.00 | \$0.00 | \$847,897.83 | -\$28,120.15 |
| 3590 Servicios de jardinería y fumigación | \$5,000.04 | \$0.00 | \$0.00 | \$0.00 | \$0.00 | \$0.00 | \$0.00 | \$0.00 | \$0.00 | \$0.00 | \$0.00 | \$0.00 | \$0.00 | \$0.00 | \$5,000.04 |
| 3591 Servicios de jardinería y fumigación | \$5,000.04 | \$0.00 | \$0.00 | \$0.00 | \$0.00 | \$0.00 | \$0.00 | \$0.00 | \$0.00 | \$0.00 | \$0.00 | \$0.00 | \$0.00 | \$0.00 | \$5,000.04 |
| 3600 SERVICIOS DE COMUNICACIÓN SOCIAL | \$165,816.96 | \$2,784.00 | \$11,977.00 | \$5,106.32 | \$0.00 | \$0.00 | \$0.00 | \$4,307.00 | \$12,017.50 | \$0.00 | \$0.00 | \$0.00 | \$0.00 | \$36,191.82 | \$149,625.14 |
| 3610 Difusión por radio, televisión y otros medios | \$150,816.96 | \$2,784.00 | \$11,977.00 | \$5,106.32 | \$0.00 | \$0.00 | \$0.00 | \$4,307.00 | \$6,568.00 | \$0.00 | \$0.00 | \$0.00 | \$0.00 | \$29,742.32 | \$121,074.64 |
| 3611 Difusión por radio, televisión y otros medios | \$150,816.96 | \$2,784.00 | \$11,977.00 | \$5,106.32 | \$0.00 | \$0.00 | \$0.00 | \$4,307.00 | \$6,568.00 | \$0.00 | \$0.00 | \$0.00 | \$0.00 | \$29,742.32 | \$121,074.64 |
| 3650 Servicios de la industria filmica, del sonido y | \$35,000.00 | \$0.00 | \$0.00 | \$0.00 | \$0.00 | \$0.00 | \$0.00 | \$0.00 | \$6,449.50 | \$0.00 | \$0.00 | \$0.00 | \$0.00 | \$6,449.50 | \$28,550.50 |
| 3651 Servicios de la industria filmica, del sonido y | \$35,000.00 | \$0.00 | \$0.00 | \$0.00 | \$0.00 | \$0.00 | \$0.00 | \$0.00 | \$6,449.50 | \$0.00 | \$0.00 | \$0.00 | \$0.00 | \$6,449.50 | \$28,550.50 |
| 3700 SERVICIOS DE TRASLADOS Y VIÁTICOS | \$216,961.80 | \$1,837.49 | \$0.00 | \$0.00 | \$0.00 | \$0.00 | \$616.00 | \$0.00 | \$0.00 | \$20,382.34 | \$0.00 | \$0.00 | \$0.00 | \$22,735.83 | \$194,225.97 |
| 3710 Pasajes aéreos | \$19,260.00 | \$0.00 | \$0.00 | \$0.00 | \$0.00 | \$0.00 | \$0.00 | \$0.00 | \$0.00 | \$0.00 | \$0.00 | \$0.00 | \$0.00 | \$0.00 | \$19,260.00 |
| 3711 Pasajes aéreos | \$19,260.00 | \$0.00 | \$0.00 | \$0.00 | \$0.00 | \$0.00 | \$0.00 | \$0.00 | \$0.00 | \$0.00 | \$0.00 | \$0.00 | \$0.00 | \$0.00 | \$19,260.00 |
| 3720 Pasajes terrestres | \$150.00 | \$0.00 | \$0.00 | \$0.00 | \$0.00 | \$0.00 | \$0.00 | \$0.00 | \$0.00 | \$0.00 | \$0.00 | \$0.00 | \$0.00 | \$0.00 | \$150.00 |
| 3721 Pasajes terrestres | \$150.00 | \$0.00 | \$0.00 | \$0.00 | \$0.00 | \$0.00 | \$0.00 | \$0.00 | \$0.00 | \$0.00 | \$0.00 | \$0.00 | \$0.00 | \$0.00 | \$150.00 |
| 3750 Viáticos en el país | \$197,551.80 | \$1,837.49 | \$0.00 | \$0.00 | \$0.00 | \$0.00 | \$516.00 | \$0.00 | \$0.00 | \$20,382.34 | \$0.00 | \$0.00 | \$0.00 | \$22,735.83 | \$174,815.97 |
| 3751 Viáticos en el país | \$197,551.80 | \$1,837.49 | \$0.00 | \$0.00 | \$0.00 | \$0.00 | \$516.00 | \$0.00 | \$0.00 | \$20,382.34 | \$0.00 | \$0.00 | \$0.00 | \$22,735.83 | \$174,815.97 |
| 3800 SERVICIOS OFICIALES | \$2,566,099.48 | \$477,350.50 | \$180,716.54 | \$133,795.99 | \$251,334.00 | \$225,980.00 | \$12,016.00 | \$483,319.80 | \$449,455.27 | \$212,280.00 | \$0.00 | \$0.00 | \$0.00 | \$2,426,248.10 | \$139,851.38 |
| 3820 Gastos de orden social y cultural | \$2,566,099.48 | \$477,350.50 | \$180,716.54 | \$133,795.99 | \$251,334.00 | \$225,980.00 | \$12,016.00 | \$483,319.80 | \$449,455.27 | \$212,280.00 | \$0.00 | \$0.00 | \$0.00 | \$2,426,248.10 | \$139,851.38 |
| 3821 Gastos de orden social y cultural | \$2,566,099.48 | \$477,350.50 | \$180,716.54 | \$133,795.99 | \$251,334.00 | \$225,980.00 | \$12,016.00 | \$483,319.80 | \$449,455.27 | \$212,280.00 | \$0.00 | \$0.00 | \$0.00 | \$2,426,248.10 | \$139,851.38 |
| 3900 OTROS SERVICIOS GENERALES | \$236,702.92 | \$221.42 | \$10,895.99 | \$91,306.98 | \$21,348.73 | \$1,894.00 | \$18,816.00 | \$16,739.73 | \$2,443.00 | \$3,568.00 | \$0.00 | \$0.00 | \$0.00 | \$167,233.85 | \$68,469.07 |
| 3920 Impuestos y derechos | \$166,637.95 | \$221.42 | \$7,817.99 | \$89,497.98 | \$3,271.73 | \$0.00 | \$4,668.00 | \$372.73 | \$0.00 | \$0.00 | \$0.00 | \$0.00 | \$0.00 | \$105,649.85 | \$60,988.10 |
| 3921 Impuestos y derechos | \$166,637.95 | \$221.42 | \$7,817.99 | \$89,497.98 | \$3,271.73 | \$0.00 | \$4,668.00 | \$372.73 | \$0.00 | \$0.00 | \$0.00 | \$0.00 | \$0.00 | \$105,649.85 | \$60,988.10 |



**MUNICIPIO DE MINERAL DEL MONTE
HIDALGO**

Análítico Mensual de Egresos Pagados por Fuente de Financiamiento al 30/sep./2024

(Cuentas con Movimientos)

(Cifras en pesos y centavos)

Usu: supervisor

Rep: rptAnalíticoPresupuestoEgresos_FF

Fecha y hora de Impresión | 25/oct./2024
03:48 p. m.

| Objeto del Gasto | | Presupuesto Vigente | Ene | Feb | Mar | Abr | May | Jun | Jul | Ago | Sep | Oct | Nov | Dic | Total | Diferencia (Vigente - Total) |
|--------------------------|--|------------------------|---------------------|-----------------------|-----------------------|---------------------|-----------------------|---------------------|-----------------------|-----------------------|---------------------|---------------|---------------|---------------|-----------------------|------------------------------|
| 3940 | Sentencias y resoluciones por autoridad co | \$44,065.00 | \$0.00 | \$1,443.00 | \$0.00 | \$16,002.00 | \$0.00 | \$12,200.00 | \$14,420.00 | \$0.00 | \$0.00 | \$0.00 | \$0.00 | \$0.00 | \$44,065.00 | \$0.00 |
| 3941 | Sentencias y resoluciones por autoridad co | \$44,065.00 | \$0.00 | \$1,443.00 | \$0.00 | \$16,002.00 | \$0.00 | \$12,200.00 | \$14,420.00 | \$0.00 | \$0.00 | \$0.00 | \$0.00 | \$0.00 | \$44,065.00 | \$0.00 |
| 3980 | Impuesto sobre nóminas y otros que se der | \$24,999.96 | \$0.00 | \$1,835.00 | \$1,809.00 | \$2,075.00 | \$1,884.00 | \$1,848.00 | \$1,947.00 | \$2,443.00 | \$3,568.00 | \$0.00 | \$0.00 | \$0.00 | \$17,519.00 | \$7,480.96 |
| 3981 | Impuesto sobre nóminas y otros que se der | \$24,999.96 | \$0.00 | \$1,835.00 | \$1,809.00 | \$2,075.00 | \$1,884.00 | \$1,848.00 | \$1,947.00 | \$2,443.00 | \$3,568.00 | \$0.00 | \$0.00 | \$0.00 | \$17,519.00 | \$7,480.96 |
| 4000 | TRANSFERENCIAS, ASIGNACIONES | \$1,395,000.00 | \$39,864.00 | \$45,902.00 | \$57,624.36 | \$125,760.33 | \$37,549.00 | \$33,372.60 | \$85,401.00 | \$54,664.00 | \$0.00 | \$0.00 | \$0.00 | \$0.00 | \$480,027.29 | \$914,972.71 |
| 4400 | AYUDAS SOCIALES | \$1,395,000.00 | \$39,864.00 | \$45,902.00 | \$57,624.36 | \$125,760.33 | \$37,549.00 | \$33,372.60 | \$85,401.00 | \$54,664.00 | \$0.00 | \$0.00 | \$0.00 | \$0.00 | \$480,027.29 | \$914,972.71 |
| 4410 | Ayudas sociales a personas | \$1,300,000.00 | \$39,864.00 | \$40,802.00 | \$38,622.38 | \$120,346.61 | \$37,549.00 | \$24,937.00 | \$74,058.00 | \$54,664.00 | \$0.00 | \$0.00 | \$0.00 | \$0.00 | \$430,730.99 | \$869,269.01 |
| 4411 | Ayudas sociales a personas | \$1,300,000.00 | \$39,864.00 | \$40,802.00 | \$38,622.38 | \$120,346.61 | \$37,549.00 | \$24,937.00 | \$74,058.00 | \$54,664.00 | \$0.00 | \$0.00 | \$0.00 | \$0.00 | \$430,730.99 | \$869,269.01 |
| 4430 | Ayudas sociales a instituciones de enseñan | \$95,000.00 | \$0.00 | \$5,000.00 | \$19,101.98 | \$5,413.72 | \$0.00 | \$8,435.60 | \$11,345.00 | \$0.00 | \$0.00 | \$0.00 | \$0.00 | \$0.00 | \$49,296.30 | \$45,703.70 |
| 4431 | Ayudas sociales a instituciones de enseñan | \$95,000.00 | \$0.00 | \$5,000.00 | \$19,101.98 | \$5,413.72 | \$0.00 | \$8,435.60 | \$11,345.00 | \$0.00 | \$0.00 | \$0.00 | \$0.00 | \$0.00 | \$49,296.30 | \$45,703.70 |
| Recursos Fiscales | | \$13,702,733.16 | \$746,542.89 | \$1,126,237.41 | \$1,080,765.14 | \$863,119.35 | \$1,022,417.75 | \$716,439.81 | \$1,226,961.71 | \$1,374,600.46 | \$749,731.59 | \$0.00 | \$0.00 | \$0.00 | \$6,904,606.21 | \$4,797,926.95 |

1102 Recursos Fiscales Remantes ejercicio anterior

| | | | | | | | | | | | | | | | | |
|---|--|---------------------|---------------|---------------|---------------|---------------|---------------|---------------|---------------|---------------|---------------|---------------|---------------|---------------|---------------|---------------------|
| 3000 | SERVICIOS GENERALES | \$110,380.52 | \$0.00 | \$0.00 | \$0.00 | \$0.00 | \$0.00 | \$0.00 | \$0.00 | \$0.00 | \$0.00 | \$0.00 | \$0.00 | \$0.00 | \$0.00 | \$110,380.52 |
| 3800 | SERVICIOS OFICIALES | \$110,380.52 | \$0.00 | \$0.00 | \$0.00 | \$0.00 | \$0.00 | \$0.00 | \$0.00 | \$0.00 | \$0.00 | \$0.00 | \$0.00 | \$0.00 | \$0.00 | \$110,380.52 |
| 3820 | Gastos de orden social y cultural | \$110,380.52 | \$0.00 | \$0.00 | \$0.00 | \$0.00 | \$0.00 | \$0.00 | \$0.00 | \$0.00 | \$0.00 | \$0.00 | \$0.00 | \$0.00 | \$0.00 | \$110,380.52 |
| 3821 | Gastos de orden social y cultural | \$110,380.52 | \$0.00 | \$0.00 | \$0.00 | \$0.00 | \$0.00 | \$0.00 | \$0.00 | \$0.00 | \$0.00 | \$0.00 | \$0.00 | \$0.00 | \$0.00 | \$110,380.52 |
| 5000 | BIENES MUEBLES, INMUEBLES E IN | \$39,104.08 | \$0.00 | \$0.00 | \$0.00 | \$0.00 | \$0.00 | \$0.00 | \$0.00 | \$0.00 | \$0.00 | \$0.00 | \$0.00 | \$0.00 | \$0.00 | \$39,104.08 |
| 5600 | MAQUINARIA, OTROS EQUIPOS Y HERRA | \$39,104.08 | \$0.00 | \$0.00 | \$0.00 | \$0.00 | \$0.00 | \$0.00 | \$0.00 | \$0.00 | \$0.00 | \$0.00 | \$0.00 | \$0.00 | \$0.00 | \$39,104.08 |
| 5670 | Herramientas y máquinas-herramienta | \$39,104.08 | \$0.00 | \$0.00 | \$0.00 | \$0.00 | \$0.00 | \$0.00 | \$0.00 | \$0.00 | \$0.00 | \$0.00 | \$0.00 | \$0.00 | \$0.00 | \$39,104.08 |
| 5671 | Herramientas y máquinas-herramienta | \$39,104.08 | \$0.00 | \$0.00 | \$0.00 | \$0.00 | \$0.00 | \$0.00 | \$0.00 | \$0.00 | \$0.00 | \$0.00 | \$0.00 | \$0.00 | \$0.00 | \$39,104.08 |
| Recursos Fiscales Remantes ejercicio | | \$149,484.60 | \$0.00 | \$0.00 | \$0.00 | \$0.00 | \$0.00 | \$0.00 | \$0.00 | \$0.00 | \$0.00 | \$0.00 | \$0.00 | \$0.00 | \$0.00 | \$149,484.60 |

1103 Recursos Fiscales (Remante)

| | | | | | | | | | | | | | | | | |
|------------------------------------|-----------------------------------|---------------------|---------------------|---------------|---------------|---------------|---------------|---------------|---------------|---------------|---------------|---------------|---------------|---------------|---------------------|--------------------|
| 3000 | SERVICIOS GENERALES | \$276,520.30 | \$256,940.00 | \$0.00 | \$0.00 | \$0.00 | \$0.00 | \$0.00 | \$0.00 | \$0.00 | \$0.00 | \$0.00 | \$0.00 | \$0.00 | \$256,940.00 | \$19,580.30 |
| 3800 | SERVICIOS OFICIALES | \$276,520.30 | \$256,940.00 | \$0.00 | \$0.00 | \$0.00 | \$0.00 | \$0.00 | \$0.00 | \$0.00 | \$0.00 | \$0.00 | \$0.00 | \$0.00 | \$256,940.00 | \$19,580.30 |
| 3820 | Gastos de orden social y cultural | \$276,520.30 | \$256,940.00 | \$0.00 | \$0.00 | \$0.00 | \$0.00 | \$0.00 | \$0.00 | \$0.00 | \$0.00 | \$0.00 | \$0.00 | \$0.00 | \$256,940.00 | \$19,580.30 |
| 3821 | Gastos de orden social y cultural | \$276,520.30 | \$256,940.00 | \$0.00 | \$0.00 | \$0.00 | \$0.00 | \$0.00 | \$0.00 | \$0.00 | \$0.00 | \$0.00 | \$0.00 | \$0.00 | \$256,940.00 | \$19,580.30 |
| Recursos Fiscales (Remante) | | \$276,520.30 | \$256,940.00 | \$0.00 | \$0.00 | \$0.00 | \$0.00 | \$0.00 | \$0.00 | \$0.00 | \$0.00 | \$0.00 | \$0.00 | \$0.00 | \$256,940.00 | \$19,580.30 |

1501 Fondo General de Participaciones (FOGPA)

| | | | | | | | | | | | | | | | | |
|-------------|---|------------------------|-----------------------|-----------------------|-----------------------|-----------------------|-----------------------|-----------------------|-----------------------|-----------------------|-----------------------|---------------|---------------|---------------|------------------------|-----------------------|
| 1000 | SERVICIOS PERSONALES | \$22,474,997.40 | \$1,386,499.03 | \$1,286,465.55 | \$1,269,572.12 | \$1,345,611.38 | \$1,310,587.29 | \$1,286,552.15 | \$1,389,759.42 | \$2,859,016.49 | \$2,780,166.77 | \$0.00 | \$0.00 | \$0.00 | \$14,894,329.20 | \$7,580,668.20 |
| 1100 | REMUNERACIONES AL PERSONAL DE C. | \$14,228,659.56 | \$1,048,001.33 | \$1,059,833.28 | \$1,060,437.18 | \$1,070,007.95 | \$1,074,562.98 | \$1,069,890.64 | \$1,112,654.54 | \$1,709,791.37 | \$1,098,509.74 | \$0.00 | \$0.00 | \$0.00 | \$10,303,689.01 | \$3,924,970.55 |
| 1130 | Sueldos base al personal permanente | \$14,228,659.56 | \$1,048,001.33 | \$1,059,833.28 | \$1,060,437.18 | \$1,070,007.95 | \$1,074,562.98 | \$1,069,890.64 | \$1,112,654.54 | \$1,709,791.37 | \$1,098,509.74 | \$0.00 | \$0.00 | \$0.00 | \$10,303,689.01 | \$3,924,970.55 |
| 1131 | Sueldos base al personal permanente | \$14,228,659.56 | \$1,048,001.33 | \$1,059,833.28 | \$1,060,437.18 | \$1,070,007.95 | \$1,074,562.98 | \$1,069,890.64 | \$1,112,654.54 | \$1,709,791.37 | \$1,098,509.74 | \$0.00 | \$0.00 | \$0.00 | \$10,303,689.01 | \$3,924,970.55 |
| 1300 | REMUNERACIONES ADICIONALES Y ESP | \$5,773,641.00 | \$283,037.70 | \$166,976.27 | \$153,194.94 | \$169,341.53 | \$152,256.31 | \$158,208.51 | \$216,124.88 | \$1,089,794.12 | \$156,687.87 | \$0.00 | \$0.00 | \$0.00 | \$2,545,622.23 | \$3,228,018.77 |
| 1310 | Primas por años de servicios efectivos pres | \$1,729,360.68 | \$116,603.00 | \$120,578.00 | \$116,603.00 | \$112,628.00 | \$116,603.00 | \$116,603.00 | \$116,603.00 | \$116,603.00 | \$110,629.00 | \$0.00 | \$0.00 | \$0.00 | \$1,043,453.00 | \$685,907.68 |



MUNICIPIO DE MINERAL DEL MONTE HIDALGO

Analítico Mensual de Egresos Pagados por Fuente de Financiamiento al 30/sep./2024

Usu: supervisor
Rpt: rptAnaliticoPresupuestoEgresos_FF

(Cuentas con Movimientos)
(Cifras en pesos y centavos)

Fecha y hora de Impresión: 25/oct./2024 03:48 p. m.

| Objeto del Gasto | Presupuesto Vigente | Ene | Feb | Mar | Abr | May | Jun | Jul | Ago | Sep | Oct | Nov | Dic | Total | Diferencia (Vigente - Total) |
|--|------------------------|-----------------------|-----------------------|-----------------------|-----------------------|-----------------------|-----------------------|-----------------------|-----------------------|-----------------------|---------------|---------------|---------------|------------------------|------------------------------|
| 1311 Primas por años de servicios efectivos pres | \$1,729,360.88 | \$1'6,603.00 | \$120,578.00 | \$116,803.00 | \$112,628.00 | \$116,003.00 | \$116,603.00 | \$116,603.00 | \$116,603.00 | \$116,603.00 | \$0.00 | \$0.00 | \$0.00 | \$1,043,463.00 | \$685,907.88 |
| 1320 Primas de vacaciones, dominical y gratifica | \$3,203,331.48 | \$156,714.30 | \$26,714.11 | \$8,769.71 | \$27,229.80 | \$6,070.77 | \$10,840.59 | \$68,982.92 | \$649,174.40 | \$22,080.46 | \$0.00 | \$0.00 | \$0.00 | \$1,282,577.06 | \$1,920,754.42 |
| 1321 Primas de vacaciones | \$832,554.83 | \$156,714.30 | \$26,714.11 | \$732.24 | \$27,229.80 | \$6,070.77 | \$16,840.59 | \$61,368.94 | \$46,733.92 | \$22,080.46 | \$0.00 | \$0.00 | \$0.00 | \$354,484.73 | \$478,070.10 |
| 1322 Gratificación fin de año | \$2,370,776.65 | \$0.00 | \$0.00 | \$6,037.47 | \$0.00 | \$0.00 | \$0.00 | \$17,614.38 | \$902,440.48 | \$0.00 | \$0.00 | \$0.00 | \$0.00 | \$928,092.33 | \$1,442,684.32 |
| 1330 Horas extraordinarias | \$840,948.84 | \$9,720.40 | \$19,684.16 | \$27,822.23 | \$29,483.73 | \$29,582.54 | \$24,764.92 | \$30,538.96 | \$24,016.72 | \$23,978.51 | \$0.00 | \$0.00 | \$0.00 | \$219,592.17 | \$621,356.67 |
| 1331 Horas extraordinarias | \$840,948.84 | \$9,720.40 | \$19,684.16 | \$27,822.23 | \$29,483.73 | \$29,582.54 | \$24,764.92 | \$30,538.96 | \$24,016.72 | \$23,978.51 | \$0.00 | \$0.00 | \$0.00 | \$219,592.17 | \$621,356.67 |
| 1500 OTRAS PRESTACIONES SOCIALES Y EC | \$2,472,696.84 | \$55,460.00 | \$59,656.00 | \$55,940.00 | \$106,261.90 | \$83,768.00 | \$58,553.00 | \$60,980.00 | \$59,430.00 | \$1,504,969.06 | \$0.00 | \$0.00 | \$0.00 | \$2,045,017.96 | \$427,678.88 |
| 1520 Indemnizaciones | \$1,495,276.80 | \$0.00 | \$0.00 | \$0.00 | \$0.00 | \$0.00 | \$0.00 | \$0.00 | \$0.00 | \$1,411,529.22 | \$0.00 | \$0.00 | \$0.00 | \$1,411,529.22 | \$83,747.58 |
| 1521 Indemnizaciones | \$1,465,276.80 | \$0.00 | \$0.00 | \$0.00 | \$0.00 | \$0.00 | \$0.00 | \$0.00 | \$0.00 | \$1,411,529.22 | \$0.00 | \$0.00 | \$0.00 | \$1,411,529.22 | \$83,747.58 |
| 1540 Prestaciones contractuales | \$977,420.04 | \$55,460.00 | \$59,656.00 | \$55,940.00 | \$106,261.90 | \$83,768.00 | \$58,553.00 | \$60,980.00 | \$59,430.00 | \$83,439.84 | \$0.00 | \$0.00 | \$0.00 | \$833,488.74 | \$343,931.30 |
| 1541 Canasta básica | \$775,200.00 | \$53,000.00 | \$53,000.00 | \$53,000.00 | \$53,000.00 | \$53,000.00 | \$53,000.00 | \$54,000.00 | \$54,000.00 | \$52,000.00 | \$0.00 | \$0.00 | \$0.00 | \$478,000.00 | \$297,200.00 |
| 1542 Ayuda para útiles escolares | \$3,200.00 | \$0.00 | \$0.00 | \$0.00 | \$0.00 | \$0.00 | \$0.00 | \$0.00 | \$0.00 | \$0.00 | \$0.00 | \$0.00 | \$0.00 | \$0.00 | \$3,200.00 |
| 1543 Becas | \$31,620.00 | \$2,460.00 | \$2,460.00 | \$2,460.00 | \$2,460.00 | \$2,460.00 | \$2,685.00 | \$2,730.00 | \$2,730.00 | \$2,970.00 | \$0.00 | \$0.00 | \$0.00 | \$23,415.00 | \$8,205.00 |
| 1544 Gastos y servicios médicos | \$21,040.29 | \$0.00 | \$1,840.00 | \$0.00 | \$0.00 | \$1,549.00 | \$0.00 | \$3,140.00 | \$0.00 | \$0.00 | \$0.00 | \$0.00 | \$0.00 | \$6,529.00 | \$14,511.29 |
| 1545 Otras prestaciones contractuales | \$146,359.75 | \$0.00 | \$2,356.00 | \$480.00 | \$50,801.90 | \$26,759.00 | \$2,868.00 | \$1,110.00 | \$2,700.00 | \$38,469.84 | \$0.00 | \$0.00 | \$0.00 | \$125,544.74 | \$20,815.01 |
| 3000 SERVICIOS GENERALES | \$459,939.40 | \$24,530.93 | \$66,674.00 | \$54,432.00 | \$35,893.00 | \$37,637.00 | \$36,772.00 | \$36,215.00 | \$71,510.00 | \$80,526.00 | \$0.00 | \$0.00 | \$0.00 | \$443,989.93 | \$16,949.47 |
| 3300 SERVICIOS PROFESIONALES, CIENTIFICI | \$92,800.00 | \$13,920.00 | \$27,840.00 | \$18,560.00 | \$0.00 | \$0.00 | \$0.00 | \$0.00 | \$32,480.00 | \$0.00 | \$0.00 | \$0.00 | \$0.00 | \$92,800.00 | \$0.00 |
| 3310 Servicios legales, de contabilidad, auditoría | \$92,800.00 | \$13,920.00 | \$27,840.00 | \$18,560.00 | \$0.00 | \$0.00 | \$0.00 | \$0.00 | \$32,480.00 | \$0.00 | \$0.00 | \$0.00 | \$0.00 | \$92,800.00 | \$0.00 |
| 3311 Servicios legales, de contabilidad, auditoría | \$92,800.00 | \$13,920.00 | \$27,840.00 | \$18,560.00 | \$0.00 | \$0.00 | \$0.00 | \$0.00 | \$32,480.00 | \$0.00 | \$0.00 | \$0.00 | \$0.00 | \$92,800.00 | \$0.00 |
| 3400 SERVICIOS FINANCIEROS, BANCARIOS Y | \$10,610.93 | \$10,610.93 | \$0.00 | \$0.00 | \$0.00 | \$0.00 | \$0.00 | \$0.00 | \$0.00 | \$0.00 | \$0.00 | \$0.00 | \$0.00 | \$10,610.93 | \$0.00 |
| 3450 Seguro de bienes patrimoniales | \$10,610.93 | \$10,610.93 | \$0.00 | \$0.00 | \$0.00 | \$0.00 | \$0.00 | \$0.00 | \$0.00 | \$0.00 | \$0.00 | \$0.00 | \$0.00 | \$10,610.93 | \$0.00 |
| 3451 Seguro de bienes patrimoniales | \$10,610.93 | \$10,610.93 | \$0.00 | \$0.00 | \$0.00 | \$0.00 | \$0.00 | \$0.00 | \$0.00 | \$0.00 | \$0.00 | \$0.00 | \$0.00 | \$10,610.93 | \$0.00 |
| 3900 OTROS SERVICIOS GENERALES | \$356,528.47 | \$0.00 | \$38,834.00 | \$35,872.00 | \$35,693.00 | \$37,637.00 | \$36,772.00 | \$36,215.00 | \$39,030.00 | \$80,526.00 | \$0.00 | \$0.00 | \$0.00 | \$340,579.00 | \$15,949.47 |
| 3980 Impuesto sobre nóminas y otros que se deri | \$356,528.47 | \$0.00 | \$38,834.00 | \$35,872.00 | \$35,693.00 | \$37,637.00 | \$36,772.00 | \$36,215.00 | \$39,030.00 | \$80,526.00 | \$0.00 | \$0.00 | \$0.00 | \$340,579.00 | \$15,949.47 |
| 3981 Impuesto sobre nóminas y otros que se deri | \$356,528.47 | \$0.00 | \$38,834.00 | \$35,872.00 | \$35,693.00 | \$37,637.00 | \$36,772.00 | \$36,215.00 | \$39,030.00 | \$80,526.00 | \$0.00 | \$0.00 | \$0.00 | \$340,579.00 | \$15,949.47 |
| 4000 TRANSFERENCIAS, ASIGNACIONES | \$220,704.00 | \$18,392.00 | \$18,392.00 | \$18,392.00 | \$18,392.00 | \$18,392.00 | \$18,392.00 | \$18,392.00 | \$18,392.00 | \$0.00 | \$0.00 | \$0.00 | \$0.00 | \$147,136.00 | \$73,568.00 |
| 4400 AYUDAS SOCIALES | \$220,704.00 | \$18,392.00 | \$18,392.00 | \$18,392.00 | \$18,392.00 | \$18,392.00 | \$18,392.00 | \$18,392.00 | \$18,392.00 | \$0.00 | \$0.00 | \$0.00 | \$0.00 | \$147,136.00 | \$73,568.00 |
| 4450 Ayudas sociales a Instituciones sin fines de | \$220,704.00 | \$18,392.00 | \$18,392.00 | \$18,392.00 | \$18,392.00 | \$18,392.00 | \$18,392.00 | \$18,392.00 | \$18,392.00 | \$0.00 | \$0.00 | \$0.00 | \$0.00 | \$147,136.00 | \$73,568.00 |
| 4451 Defensa del Menor | \$43,164.00 | \$3,597.00 | \$3,597.00 | \$3,597.00 | \$3,597.00 | \$3,597.00 | \$3,597.00 | \$3,597.00 | \$3,597.00 | \$0.00 | \$0.00 | \$0.00 | \$0.00 | \$28,776.00 | \$14,388.00 |
| 4452 Hospital del Niño | \$105,600.00 | \$8,800.00 | \$8,800.00 | \$8,800.00 | \$8,800.00 | \$8,800.00 | \$8,800.00 | \$8,800.00 | \$8,800.00 | \$0.00 | \$0.00 | \$0.00 | \$0.00 | \$70,400.00 | \$35,200.00 |
| 4453 Ayuda al CRIRH | \$71,940.00 | \$5,995.00 | \$5,995.00 | \$5,995.00 | \$5,995.00 | \$5,995.00 | \$5,995.00 | \$5,995.00 | \$5,995.00 | \$0.00 | \$0.00 | \$0.00 | \$0.00 | \$47,960.00 | \$23,980.00 |
| Fondo General de Participaciones (FO | \$23,155,640.80 | \$1,429,421.96 | \$1,371,531.56 | \$1,342,396.12 | \$1,399,696.38 | \$1,366,616.29 | \$1,341,816.15 | \$1,444,366.42 | \$2,948,917.49 | \$2,840,692.77 | \$0.00 | \$0.00 | \$0.00 | \$15,485,455.13 | \$7,670,185.67 |

1502 Fondo de Fomento Municipal (FOFOM)

| | | | | | | | | | | | | | | | |
|---|-----------------------|---------------------|---------------------|---------------------|---------------------|---------------------|---------------------|---------------------|-----------------------|---------------------|---------------|---------------|---------------|-----------------------|-----------------------|
| 1000 SERVICIOS PERSONALES | \$5,698,364.08 | \$364,893.79 | \$367,220.42 | \$362,679.58 | \$370,522.44 | \$375,360.27 | \$364,799.24 | \$380,119.04 | \$1,051,052.28 | \$455,909.17 | \$0.00 | \$0.00 | \$0.00 | \$4,092,566.23 | \$1,605,807.85 |
| 1100 REMUNERACIONES AL PERSONAL DE C | \$4,600,888.43 | \$364,177.30 | \$361,270.97 | \$357,864.85 | \$370,522.44 | \$370,783.74 | \$364,799.24 | \$362,062.67 | \$584,696.15 | \$317,331.22 | \$0.00 | \$0.00 | \$0.00 | \$3,433,497.48 | \$1,167,390.95 |
| 1110 Dietas | \$3,618,000.00 | \$301,500.00 | \$301,500.00 | \$301,500.00 | \$301,500.00 | \$301,500.00 | \$301,500.00 | \$312,052.50 | \$502,235.49 | \$251,308.90 | \$0.00 | \$0.00 | \$0.00 | \$2,874,596.89 | \$743,403.11 |
| 1111 Dietas | \$3,618,000.00 | \$301,500.00 | \$301,500.00 | \$301,500.00 | \$301,500.00 | \$301,500.00 | \$301,500.00 | \$312,052.50 | \$502,235.49 | \$251,308.90 | \$0.00 | \$0.00 | \$0.00 | \$2,874,596.89 | \$743,403.11 |
| 1130 Sueldos base al personal permanente | \$882,888.43 | \$62,677.30 | \$59,770.97 | \$56,384.85 | \$60,022.44 | \$69,283.74 | \$63,299.24 | \$50,000.07 | \$62,459.66 | \$66,022.32 | \$0.00 | \$0.00 | \$0.00 | \$558,909.59 | \$423,987.84 |



**MUNICIPIO DE MINERAL DEL MONTE
HIDALGO**

Analítico Mensual de Egresos Pagados por Fuente de Financiamiento al 30/sep./2024

Usu: supervisor
Rep: rptAnalíticoPresupuestoEgresos_FF

(Cuentas con Movimientos)
(Cifras en pesos y centavos)

Fecha y hora de Impresión: 25/oct./2024
03:48 p. m.

| Objeto del Gasto | Presupuesto Vigente | Ene | Feb | Mar | Abr | May | Jun | Jul | Ago | Sep | Oct | Nov | Dic | Total | Diferencia (Vigente - Total) | |
|---|-----------------------|---------------------|---------------------|---------------------|---------------------|---------------------|---------------------|---------------------|-----------------------|---------------------|---------------------|---------------|---------------|-----------------------|------------------------------|---------------------|
| 1131 Sueldos base al personal permanente | \$982,888.43 | \$62,677.30 | \$59,770.97 | \$56,354.85 | \$69,022.44 | \$69,283.74 | \$63,299.24 | \$50,000.07 | \$62,459.66 | \$66,022.32 | \$0.00 | \$0.00 | \$0.00 | \$558,900.69 | \$423,987.84 | |
| 1300 REMUNERACIONES ADICIONALES Y ESP | \$988,703.35 | \$716.48 | \$5,949.45 | \$4,814.73 | \$0.00 | \$4,576.53 | \$0.00 | \$18,066.47 | \$486,357.13 | \$2,987.00 | \$0.00 | \$0.00 | \$0.00 | \$523,467.80 | \$446,235.55 | |
| 1310 Primas por años de servicios efectivos pres | \$0.00 | \$0.00 | \$0.00 | \$0.00 | \$0.00 | \$0.00 | \$0.00 | \$0.00 | \$0.00 | \$2,987.00 | \$0.00 | \$0.00 | \$0.00 | \$2,987.00 | -\$2,987.00 | |
| 1311 Primas por años de servicios efectivos pres | \$0.00 | \$0.00 | \$0.00 | \$0.00 | \$0.00 | \$0.00 | \$0.00 | \$0.00 | \$0.00 | \$2,987.00 | \$0.00 | \$0.00 | \$0.00 | \$2,987.00 | -\$2,987.00 | |
| 1320 Primas de vacaciones, dominical y gratificar | \$958,703.35 | \$716.48 | \$5,949.45 | \$4,814.73 | \$0.00 | \$4,576.53 | \$0.00 | \$18,066.47 | \$486,357.13 | \$0.00 | \$0.00 | \$0.00 | \$0.00 | \$520,480.80 | -\$418,222.55 | |
| 1321 Primas de vacaciones | \$5,034.79 | \$716.48 | \$3,661.18 | \$0.00 | \$0.00 | \$0.00 | \$0.00 | \$0.00 | \$657.12 | \$0.00 | \$0.00 | \$0.00 | \$0.00 | \$5,034.79 | \$0.00 | |
| 1322 Gratificación fin de año | \$963,668.56 | \$0.00 | \$2,288.27 | \$4,814.73 | \$0.00 | \$4,576.53 | \$0.00 | \$18,066.47 | \$485,700.01 | \$0.00 | \$0.00 | \$0.00 | \$0.00 | \$515,446.01 | \$448,222.55 | |
| 1500 OTRAS PRESTACIONES SOCIALES Y ECC | \$128,772.30 | \$0.00 | \$0.00 | \$0.00 | \$0.00 | \$0.00 | \$0.00 | \$0.00 | \$0.00 | \$135,590.96 | \$0.00 | \$0.00 | \$0.00 | \$135,590.96 | -\$6,818.66 | |
| 1520 Indemnizaciones | \$128,772.30 | \$0.00 | \$0.00 | \$0.00 | \$0.00 | \$0.00 | \$0.00 | \$0.00 | \$0.00 | \$128,772.30 | \$0.00 | \$0.00 | \$0.00 | \$128,772.30 | \$0.00 | |
| 1521 Indemnizaciones | \$128,772.30 | \$0.00 | \$0.00 | \$0.00 | \$0.00 | \$0.00 | \$0.00 | \$0.00 | \$0.00 | \$128,772.30 | \$0.00 | \$0.00 | \$0.00 | \$128,772.30 | \$0.00 | |
| 1540 Prestaciones contractuales | \$0.00 | \$0.00 | \$0.00 | \$0.00 | \$0.00 | \$0.00 | \$0.00 | \$0.00 | \$0.00 | \$6,818.66 | \$0.00 | \$0.00 | \$0.00 | \$6,818.66 | -\$6,818.66 | |
| 1541 Canasta básica | \$0.00 | \$0.00 | \$0.00 | \$0.00 | \$0.00 | \$0.00 | \$0.00 | \$0.00 | \$0.00 | \$6,818.66 | \$0.00 | \$0.00 | \$0.00 | \$6,818.66 | -\$6,818.66 | |
| 2000 MATERIALES Y SUMINISTROS | \$525,047.21 | \$0.00 | \$0.00 | \$0.00 | \$0.00 | \$0.00 | \$0.00 | \$0.00 | \$31,236.06 | \$59,312.81 | \$10,030.12 | \$0.00 | \$0.00 | \$100,578.99 | \$424,468.22 | |
| 2600 COMBUSTIBLES, LUBRICANTES Y ADITIV | \$525,047.21 | \$0.00 | \$0.00 | \$0.00 | \$0.00 | \$0.00 | \$0.00 | \$0.00 | \$31,236.06 | \$59,312.81 | \$10,030.12 | \$0.00 | \$0.00 | \$100,578.99 | \$424,468.22 | |
| 2610 Combustibles, lubricantes y aditivos | \$525,047.21 | \$0.00 | \$0.00 | \$0.00 | \$0.00 | \$0.00 | \$0.00 | \$0.00 | \$31,236.06 | \$59,312.81 | \$10,030.12 | \$0.00 | \$0.00 | \$100,578.99 | \$424,468.22 | |
| 2611 Combustibles, lubricantes y aditivos | \$525,047.21 | \$0.00 | \$0.00 | \$0.00 | \$0.00 | \$0.00 | \$0.00 | \$0.00 | \$31,236.06 | \$59,312.81 | \$10,030.12 | \$0.00 | \$0.00 | \$100,578.99 | \$424,468.22 | |
| 3000 SERVICIOS GENERALES | \$268,081.96 | \$0.00 | \$8,898.00 | \$9,150.00 | \$9,016.00 | \$9,254.00 | \$132,839.00 | \$9,083.00 | \$9,440.00 | \$26,282.00 | \$0.00 | \$0.00 | \$0.00 | \$214,062.00 | \$54,019.96 | |
| 3300 SERVICIOS PROFESIONALES, CIENTÍFICO | \$123,550.00 | \$0.00 | \$0.00 | \$0.00 | \$0.00 | \$0.00 | \$123,550.00 | \$0.00 | \$0.00 | \$0.00 | \$0.00 | \$0.00 | \$0.00 | \$123,550.00 | \$0.00 | |
| 3360 Servicios de apoyo administrativo, traducció | \$123,550.00 | \$0.00 | \$0.00 | \$0.00 | \$0.00 | \$0.00 | \$123,550.00 | \$0.00 | \$0.00 | \$0.00 | \$0.00 | \$0.00 | \$0.00 | \$123,550.00 | \$0.00 | |
| 3361 Servicios de apoyo administrativo, fotocopia | \$123,550.00 | \$0.00 | \$0.00 | \$0.00 | \$0.00 | \$0.00 | \$123,550.00 | \$0.00 | \$0.00 | \$0.00 | \$0.00 | \$0.00 | \$0.00 | \$123,550.00 | \$0.00 | |
| 3900 OTROS SERVICIOS GENERALES | \$144,531.96 | \$0.00 | \$8,898.00 | \$9,150.00 | \$9,016.00 | \$9,254.00 | \$9,389.00 | \$9,083.00 | \$9,440.00 | \$26,282.00 | \$0.00 | \$0.00 | \$0.00 | \$90,512.00 | \$54,019.96 | |
| 3980 Impuesto sobre nóminas y otros que se deri | \$144,531.96 | \$0.00 | \$8,898.00 | \$9,150.00 | \$9,016.00 | \$9,254.00 | \$9,389.00 | \$9,083.00 | \$9,440.00 | \$26,282.00 | \$0.00 | \$0.00 | \$0.00 | \$90,512.00 | \$54,019.96 | |
| 3981 Impuesto sobre nóminas y otros que se deri | \$144,531.96 | \$0.00 | \$8,898.00 | \$9,150.00 | \$9,016.00 | \$9,254.00 | \$9,389.00 | \$9,083.00 | \$9,440.00 | \$26,282.00 | \$0.00 | \$0.00 | \$0.00 | \$90,512.00 | \$54,019.96 | |
| 4000 TRANSFERENCIAS, ASIGNACIONES | \$1,142,865.96 | \$105,294.04 | \$105,294.04 | \$105,294.04 | \$105,294.04 | \$111,594.04 | \$105,294.04 | \$105,294.04 | \$105,294.04 | \$105,294.04 | \$113,906.91 | \$0.00 | \$0.00 | \$0.00 | \$962,559.23 | \$180,306.73 |
| 4500 PENSIONES Y JUBILACIONES | \$1,142,865.96 | \$105,294.04 | \$105,294.04 | \$105,294.04 | \$105,294.04 | \$111,594.04 | \$105,294.04 | \$105,294.04 | \$105,294.04 | \$105,294.04 | \$113,906.91 | \$0.00 | \$0.00 | \$0.00 | \$962,559.23 | \$180,306.73 |
| 4510 Pensiones | \$1,142,865.96 | \$105,294.04 | \$105,294.04 | \$105,294.04 | \$105,294.04 | \$111,594.04 | \$105,294.04 | \$105,294.04 | \$105,294.04 | \$105,294.04 | \$113,906.91 | \$0.00 | \$0.00 | \$0.00 | \$962,559.23 | \$180,306.73 |
| 4511 Pensiones y Jubilaciones | \$1,142,865.96 | \$105,294.04 | \$105,294.04 | \$105,294.04 | \$105,294.04 | \$111,594.04 | \$105,294.04 | \$105,294.04 | \$105,294.04 | \$105,294.04 | \$113,906.91 | \$0.00 | \$0.00 | \$0.00 | \$962,559.23 | \$180,306.73 |
| 6000 INVERSIÓN PÚBLICA | \$316,402.79 | \$0.00 | \$0.00 | \$0.00 | \$0.00 | \$0.00 | \$0.00 | \$0.00 | \$316,402.79 | \$0.00 | \$0.00 | \$0.00 | \$0.00 | \$316,402.79 | \$0.00 | |
| 6100 OBRA PÚBLICA EN BIENES DE DOMINIO | \$316,402.79 | \$0.00 | \$0.00 | \$0.00 | \$0.00 | \$0.00 | \$0.00 | \$0.00 | \$316,402.79 | \$0.00 | \$0.00 | \$0.00 | \$0.00 | \$316,402.79 | \$0.00 | |
| 6150 Construcción de vías de comunicación | \$316,402.79 | \$0.00 | \$0.00 | \$0.00 | \$0.00 | \$0.00 | \$0.00 | \$0.00 | \$316,402.79 | \$0.00 | \$0.00 | \$0.00 | \$0.00 | \$316,402.79 | \$0.00 | |
| 6151 Mantenimiento de Bacheo en Calles de Cat | \$316,402.79 | \$0.00 | \$0.00 | \$0.00 | \$0.00 | \$0.00 | \$0.00 | \$0.00 | \$316,402.79 | \$0.00 | \$0.00 | \$0.00 | \$0.00 | \$316,402.79 | \$0.00 | |
| Fondo de Fomento Municipal (FOFOM) | \$7,950,762.00 | \$470,187.83 | \$481,412.46 | \$477,123.62 | \$484,832.48 | \$496,208.31 | \$603,032.28 | \$525,732.14 | \$1,541,501.92 | \$606,128.20 | \$0.00 | \$0.00 | \$0.00 | \$5,685,159.24 | \$2,264,602.76 | |

1503 Fondo de Fiscalización y Recaudación (FOFYR)

| | | | | | | | | | | | | | | | |
|--|---------------------|--------------------|--------------------|--------------------|--------------------|--------------------|--------------------|--------------------|---------------------|---------------------|---------------|---------------|---------------|---------------------|---------------------|
| 1000 SERVICIOS PERSONALES | \$930,151.08 | \$45,968.71 | \$51,401.12 | \$59,420.72 | \$51,401.12 | \$51,401.12 | \$61,163.73 | \$45,627.47 | \$128,144.76 | \$158,631.14 | \$0.00 | \$0.00 | \$0.00 | \$653,049.88 | \$277,101.20 |
| 1100 REMUNERACIONES AL PERSONAL DE C. | \$630,875.52 | \$45,968.71 | \$51,401.12 | \$51,401.12 | \$51,401.12 | \$51,401.12 | \$51,401.12 | \$41,955.07 | \$67,524.94 | \$48,486.08 | \$0.00 | \$0.00 | \$0.00 | \$460,940.40 | \$169,935.12 |
| 1130 Sueldos base al personal permanente | \$630,875.52 | \$45,968.71 | \$51,401.12 | \$51,401.12 | \$51,401.12 | \$51,401.12 | \$51,401.12 | \$41,955.07 | \$67,524.94 | \$48,486.08 | \$0.00 | \$0.00 | \$0.00 | \$460,940.40 | \$169,935.12 |
| 1131 Sueldos base al personal permanente | \$630,875.52 | \$45,968.71 | \$51,401.12 | \$51,401.12 | \$51,401.12 | \$51,401.12 | \$51,401.12 | \$41,955.07 | \$67,524.94 | \$48,486.08 | \$0.00 | \$0.00 | \$0.00 | \$460,940.40 | \$169,935.12 |
| 1300 REMUNERACIONES ADICIONALES Y ESP | \$141,454.08 | \$0.00 | \$0.00 | \$6,019.60 | \$0.00 | \$0.00 | \$8,752.61 | \$3,572.40 | \$60,619.81 | \$0.00 | \$0.00 | \$0.00 | \$0.00 | \$81,964.42 | \$59,489.66 |



**MUNICIPIO DE MINERAL DEL MONTE
HIDALGO**

Análítico Mensual de Egresos Pagados por Fuente de Financiamiento al 30/sep./2024

(Cuentas con Movimientos)

(Cifras en pesos y centavos)

Usu: supervisor

Rep: rptAnalíticoPresupuestoEgresos_FF

Fecha y hora de Impresión: 25/oct./2024 03:48 p. m.

| Objeto del Gasto | Presupuesto Vigente | Ene | Feb | Mar | Abr | May | Jun | Jul | Ago | Sep | Oct | Nov | Dic | Total | Diferencia (Vigente - Total) |
|--|-----------------------|---------------------|--------------------|--------------------|--------------------|--------------------|--------------------|--------------------|---------------------|---------------------|---------------|---------------|---------------|---------------------|------------------------------|
| 1320 Primas de vacaciones, dominical y gratificar | \$139,524.48 | \$0.00 | \$0.00 | \$8,019.60 | \$0.00 | \$0.00 | \$9,752.61 | \$1,642.80 | \$60,619.81 | \$0.00 | \$0.00 | \$0.00 | \$0.00 | \$80,034.82 | \$59,489.66 |
| 1321 Primas de vacaciones | \$34,378.57 | \$0.00 | \$0.00 | \$8,019.60 | \$0.00 | \$0.00 | \$0.00 | \$1,642.80 | \$1,678.91 | \$0.00 | \$0.00 | \$0.00 | \$0.00 | \$11,341.31 | \$23,037.26 |
| 1322 Gratificación fin de año | \$105,145.91 | \$0.00 | \$0.00 | \$0.00 | \$0.00 | \$0.00 | \$9,752.61 | \$0.00 | \$58,940.90 | \$0.00 | \$0.00 | \$0.00 | \$0.00 | \$68,693.51 | \$36,452.40 |
| 1330 Horas extraordinarias | \$1,929.60 | \$0.00 | \$0.00 | \$0.00 | \$0.00 | \$0.00 | \$0.00 | \$1,929.60 | \$0.00 | \$0.00 | \$0.00 | \$0.00 | \$0.00 | \$1,929.60 | \$0.00 |
| 1331 Horas extraordinarias | \$1,929.60 | \$0.00 | \$0.00 | \$0.00 | \$0.00 | \$0.00 | \$0.00 | \$1,929.60 | \$0.00 | \$0.00 | \$0.00 | \$0.00 | \$0.00 | \$1,929.60 | \$0.00 |
| 1500 OTRAS PRESTACIONES SOCIALES Y ECC | \$157,821.48 | \$0.00 | \$0.00 | \$0.00 | \$0.00 | \$0.00 | \$0.00 | \$0.00 | \$0.00 | \$110,145.06 | \$0.00 | \$0.00 | \$0.00 | \$110,145.06 | \$47,676.42 |
| 1520 Indemnizaciones | \$130,121.52 | \$0.00 | \$0.00 | \$0.00 | \$0.00 | \$0.00 | \$0.00 | \$0.00 | \$0.00 | \$110,145.06 | \$0.00 | \$0.00 | \$0.00 | \$110,145.06 | \$19,976.46 |
| 1521 Indemnizaciones | \$130,121.52 | \$0.00 | \$0.00 | \$0.00 | \$0.00 | \$0.00 | \$0.00 | \$0.00 | \$0.00 | \$110,145.06 | \$0.00 | \$0.00 | \$0.00 | \$110,145.06 | \$19,976.46 |
| 1540 Prestaciones contractuales | \$24,999.96 | \$0.00 | \$0.00 | \$0.00 | \$0.00 | \$0.00 | \$0.00 | \$0.00 | \$0.00 | \$0.00 | \$0.00 | \$0.00 | \$0.00 | \$0.00 | \$24,999.96 |
| 1545 Otras prestaciones contractuales | \$24,999.96 | \$0.00 | \$0.00 | \$0.00 | \$0.00 | \$0.00 | \$0.00 | \$0.00 | \$0.00 | \$0.00 | \$0.00 | \$0.00 | \$0.00 | \$0.00 | \$24,999.96 |
| 1550 Apoyos a la capacitación de los servidores | \$2,700.00 | \$0.00 | \$0.00 | \$0.00 | \$0.00 | \$0.00 | \$0.00 | \$0.00 | \$0.00 | \$0.00 | \$0.00 | \$0.00 | \$0.00 | \$0.00 | \$2,700.00 |
| 1551 Apoyos a la capacitación de los servidores | \$2,700.00 | \$0.00 | \$0.00 | \$0.00 | \$0.00 | \$0.00 | \$0.00 | \$0.00 | \$0.00 | \$0.00 | \$0.00 | \$0.00 | \$0.00 | \$0.00 | \$2,700.00 |
| 3000 SERVICIOS GENERALES | \$340,308.22 | \$224,502.30 | \$25,962.28 | \$1,428.00 | \$1,632.00 | \$1,428.00 | \$16,028.00 | \$1,685.00 | \$48,912.93 | \$3,608.00 | \$0.00 | \$0.00 | \$0.00 | \$325,186.51 | \$15,121.71 |
| 3200 SERVICIOS DE ARRENDAMIENTO | \$15,000.00 | \$0.00 | \$0.00 | \$0.00 | \$0.00 | \$0.00 | \$14,600.00 | \$0.00 | \$0.00 | \$0.00 | \$0.00 | \$0.00 | \$0.00 | \$14,600.00 | \$400.00 |
| 3270 Arrendamiento de activos intangibles | \$15,000.00 | \$0.00 | \$0.00 | \$0.00 | \$0.00 | \$0.00 | \$14,600.00 | \$0.00 | \$0.00 | \$0.00 | \$0.00 | \$0.00 | \$0.00 | \$14,600.00 | \$400.00 |
| 3271 Arrendamiento de activos intangibles | \$15,000.00 | \$0.00 | \$0.00 | \$0.00 | \$0.00 | \$0.00 | \$14,600.00 | \$0.00 | \$0.00 | \$0.00 | \$0.00 | \$0.00 | \$0.00 | \$14,600.00 | \$400.00 |
| 3400 SERVICIOS FINANCIEROS, BANCARIOS Y | \$301,118.26 | \$224,502.30 | \$24,684.28 | \$0.00 | \$0.00 | \$0.00 | \$0.00 | \$0.00 | \$47,642.93 | \$0.00 | \$0.00 | \$0.00 | \$0.00 | \$296,829.51 | \$4,288.75 |
| 3450 Seguro de bienes patrimoniales | \$301,118.26 | \$224,502.30 | \$24,684.28 | \$0.00 | \$0.00 | \$0.00 | \$0.00 | \$0.00 | \$47,642.93 | \$0.00 | \$0.00 | \$0.00 | \$0.00 | \$296,829.51 | \$4,288.75 |
| 3451 Seguro de bienes patrimoniales | \$301,118.26 | \$224,502.30 | \$24,684.28 | \$0.00 | \$0.00 | \$0.00 | \$0.00 | \$0.00 | \$47,642.93 | \$0.00 | \$0.00 | \$0.00 | \$0.00 | \$296,829.51 | \$4,288.75 |
| 3900 OTROS SERVICIOS GENERALES | \$24,189.96 | \$0.00 | \$1,278.00 | \$1,428.00 | \$1,632.00 | \$1,428.00 | \$1,428.00 | \$1,685.00 | \$1,270.00 | \$3,608.00 | \$0.00 | \$0.00 | \$0.00 | \$13,757.00 | \$10,432.96 |
| 3980 Impuesto sobre nóminas y otros que se deri | \$24,189.96 | \$0.00 | \$1,278.00 | \$1,428.00 | \$1,632.00 | \$1,428.00 | \$1,428.00 | \$1,685.00 | \$1,270.00 | \$3,608.00 | \$0.00 | \$0.00 | \$0.00 | \$13,757.00 | \$10,432.96 |
| 3981 Impuesto sobre nóminas y otros que so der | \$24,189.96 | \$0.00 | \$1,278.00 | \$1,428.00 | \$1,632.00 | \$1,428.00 | \$1,428.00 | \$1,685.00 | \$1,270.00 | \$3,608.00 | \$0.00 | \$0.00 | \$0.00 | \$13,757.00 | \$10,432.96 |
| Fondo de Fiscalización y Recaudación | \$1,270,459.30 | \$270,471.01 | \$77,363.40 | \$60,848.72 | \$53,033.12 | \$52,829.12 | \$77,181.73 | \$47,212.47 | \$177,057.68 | \$162,239.14 | \$0.00 | \$0.00 | \$0.00 | \$978,236.39 | \$292,222.91 |
| 1504 Incentivo del Impuesto Especial Sobre Producción y Servicios (Gasolina y Diésel) | | | | | | | | | | | | | | | |
| 2000 MATERIALES Y SUMINISTROS | \$688,533.00 | \$0.00 | \$0.00 | \$40,230.03 | \$58,991.22 | \$49,182.41 | \$24,615.41 | \$0.00 | \$139,821.73 | \$59,234.38 | \$0.00 | \$0.00 | \$0.00 | \$372,075.18 | \$316,457.82 |
| 2600 COMBUSTIBLES, LUBRICANTES Y ADITIV | \$688,533.00 | \$0.00 | \$0.00 | \$40,230.03 | \$58,991.22 | \$49,182.41 | \$24,615.41 | \$0.00 | \$139,821.73 | \$59,234.38 | \$0.00 | \$0.00 | \$0.00 | \$372,075.18 | \$316,457.82 |
| 2610 Combustibles, lubricantes y aditivos | \$688,533.00 | \$0.00 | \$0.00 | \$40,230.03 | \$58,991.22 | \$49,182.41 | \$24,615.41 | \$0.00 | \$139,821.73 | \$59,234.38 | \$0.00 | \$0.00 | \$0.00 | \$372,075.18 | \$316,457.82 |
| 2611 Combustibles, lubricantes y aditivos | \$688,533.00 | \$0.00 | \$0.00 | \$40,230.03 | \$58,991.22 | \$49,182.41 | \$24,615.41 | \$0.00 | \$139,821.73 | \$59,234.38 | \$0.00 | \$0.00 | \$0.00 | \$372,075.18 | \$316,457.82 |
| 3000 SERVICIOS GENERALES | \$5,000.00 | \$0.00 | \$0.00 | \$4,060.00 | \$0.00 | \$0.00 | \$0.00 | \$0.00 | \$0.00 | \$0.00 | \$0.00 | \$0.00 | \$0.00 | \$4,060.00 | \$940.00 |
| 3600 SERVICIOS DE INSTALACIÓN, REPARACI | \$5,000.00 | \$0.00 | \$0.00 | \$4,060.00 | \$0.00 | \$0.00 | \$0.00 | \$0.00 | \$0.00 | \$0.00 | \$0.00 | \$0.00 | \$0.00 | \$4,060.00 | \$940.00 |
| 3650 Reparación y mantenimiento de equipo de l | \$5,000.00 | \$0.00 | \$0.00 | \$4,060.00 | \$0.00 | \$0.00 | \$0.00 | \$0.00 | \$0.00 | \$0.00 | \$0.00 | \$0.00 | \$0.00 | \$4,060.00 | \$940.00 |
| 3651 Reparación y mantenimiento de equipo de l | \$5,000.00 | \$0.00 | \$0.00 | \$4,060.00 | \$0.00 | \$0.00 | \$0.00 | \$0.00 | \$0.00 | \$0.00 | \$0.00 | \$0.00 | \$0.00 | \$4,060.00 | \$940.00 |
| Incentivo del Impuesto Especial Sobre l | \$693,533.00 | \$0.00 | \$0.00 | \$44,290.03 | \$58,991.22 | \$49,182.41 | \$24,615.41 | \$0.00 | \$139,821.73 | \$59,234.38 | \$0.00 | \$0.00 | \$0.00 | \$376,135.18 | \$317,397.82 |
| 1505 Impuesto Especial Sobre Producción y Servicios (IESPS Tab) | | | | | | | | | | | | | | | |
| 2000 MATERIALES Y SUMINISTROS | \$341,016.96 | \$0.00 | \$0.00 | \$18,493.84 | \$32,545.50 | \$29,207.86 | \$31,643.83 | \$28,980.48 | \$28,656.58 | \$57,887.92 | \$0.00 | \$0.00 | \$0.00 | \$227,416.01 | \$113,601.95 |
| 2600 COMBUSTIBLES, LUBRICANTES Y ADITIV | \$341,016.96 | \$0.00 | \$0.00 | \$18,493.84 | \$32,545.50 | \$29,207.86 | \$31,643.83 | \$28,980.48 | \$28,656.58 | \$57,887.92 | \$0.00 | \$0.00 | \$0.00 | \$227,416.01 | \$113,601.95 |



**MUNICIPIO DE MINERAL DEL MONTE
HIDALGO**

Analfítico Mensual de Egresos Pagados por Fuente de Financiamiento al 30/sep./2024

(Cuentas con Movimientos)

(Cifras en pesos y centavos)

Usu: supervisor
Rep: rptAnalfíticoPresupuestoEgresos_FF

Fecha y hora de Impresión: 25/oct./2024 03:48 p. m.

| Objeto del Gasto | Presupuesto Vigente | Ene | Feb | Mar | Abr | May | Jun | Jul | Ago | Sep | Oct | Nov | Dic | Total | Diferencia (Vigente - Total) |
|---|-----------------------|---------------|---------------------|---------------------|---------------------|---------------------|---------------------|---------------------|---------------------|--------------------|---------------|---------------|---------------|-----------------------|------------------------------|
| 2610 Combustibles, lubricantes y aditivos | \$341,016.96 | \$0.00 | \$0.00 | \$18,493.84 | \$32,545.50 | \$29,207.86 | \$31,643.83 | \$28,980.48 | \$28,655.58 | \$57,887.92 | \$0.00 | \$0.00 | \$0.00 | \$227,415.01 | \$113,601.95 |
| 2611 Combustibles, lubricantes y aditivos | \$341,016.96 | \$0.00 | \$0.00 | \$18,493.84 | \$32,545.50 | \$29,207.86 | \$31,643.83 | \$28,980.48 | \$28,655.58 | \$57,887.92 | \$0.00 | \$0.00 | \$0.00 | \$227,415.01 | \$113,601.95 |
| 3000 SERVICIOS GENERALES | \$26,846.04 | \$0.00 | \$8,816.00 | \$0.00 | \$0.00 | \$0.00 | \$8,700.00 | \$0.00 | \$1,889.00 | \$0.00 | \$0.00 | \$0.00 | \$0.00 | \$19,405.00 | \$7,441.04 |
| 3500 SERVICIOS DE INSTALACIÓN, REPARACI | \$26,846.04 | \$0.00 | \$8,816.00 | \$0.00 | \$0.00 | \$0.00 | \$8,700.00 | \$0.00 | \$1,889.00 | \$0.00 | \$0.00 | \$0.00 | \$0.00 | \$19,405.00 | \$7,441.04 |
| 3550 Reparación y mantenimiento de equipo de t | \$26,846.04 | \$0.00 | \$8,816.00 | \$0.00 | \$0.00 | \$0.00 | \$8,700.00 | \$0.00 | \$1,889.00 | \$0.00 | \$0.00 | \$0.00 | \$0.00 | \$19,405.00 | \$7,441.04 |
| 3551 Reparación y mantenimiento de equipo de t | \$26,846.04 | \$0.00 | \$8,816.00 | \$0.00 | \$0.00 | \$0.00 | \$8,700.00 | \$0.00 | \$1,889.00 | \$0.00 | \$0.00 | \$0.00 | \$0.00 | \$19,405.00 | \$7,441.04 |
| Impuesto Especial Sobre Producción y | \$367,863.00 | \$0.00 | \$8,816.00 | \$18,493.84 | \$32,545.50 | \$29,207.86 | \$40,343.83 | \$28,980.48 | \$30,544.58 | \$57,887.92 | \$0.00 | \$0.00 | \$0.00 | \$246,820.01 | \$121,042.99 |
| 1506 Impuesto Sobre Automóviles Nuevos (ISAN) | | | | | | | | | | | | | | | |
| 2000 MATERIALES Y SUMINISTROS | \$226,579.00 | \$0.00 | \$0.00 | \$29,389.26 | \$28,942.36 | \$0.00 | \$31,207.14 | \$29,792.58 | \$35,722.02 | \$24,124.82 | \$0.00 | \$0.00 | \$0.00 | \$179,178.18 | \$47,400.82 |
| 2600 COMBUSTIBLES, LUBRICANTES Y ADITIV | \$226,579.00 | \$0.00 | \$0.00 | \$29,389.26 | \$28,942.36 | \$0.00 | \$31,207.14 | \$29,792.58 | \$35,722.02 | \$24,124.82 | \$0.00 | \$0.00 | \$0.00 | \$179,178.18 | \$47,400.82 |
| 2610 Combustibles, lubricantes y aditivos | \$226,579.00 | \$0.00 | \$0.00 | \$29,389.26 | \$28,942.36 | \$0.00 | \$31,207.14 | \$29,792.58 | \$35,722.02 | \$24,124.82 | \$0.00 | \$0.00 | \$0.00 | \$179,178.18 | \$47,400.82 |
| 2611 Combustibles, lubricantes y aditivos | \$226,579.00 | \$0.00 | \$0.00 | \$29,389.26 | \$28,942.36 | \$0.00 | \$31,207.14 | \$29,792.58 | \$35,722.02 | \$24,124.82 | \$0.00 | \$0.00 | \$0.00 | \$179,178.18 | \$47,400.82 |
| Impuesto Sobre Automóviles Nuevos (| \$226,579.00 | \$0.00 | \$0.00 | \$29,389.26 | \$28,942.36 | \$0.00 | \$31,207.14 | \$29,792.58 | \$35,722.02 | \$24,124.82 | \$0.00 | \$0.00 | \$0.00 | \$179,178.18 | \$47,400.82 |
| 1507 Compensación del Impuesto Sobre Automóviles Nuevos (CISAN) | | | | | | | | | | | | | | | |
| 2000 MATERIALES Y SUMINISTROS | \$31,410.00 | \$0.00 | \$0.00 | \$0.00 | \$0.00 | \$0.00 | \$3,407.00 | \$2,943.00 | \$3,520.00 | \$11,608.29 | \$0.00 | \$0.00 | \$0.00 | \$21,478.29 | \$9,931.71 |
| 2600 COMBUSTIBLES, LUBRICANTES Y ADITIV | \$31,410.00 | \$0.00 | \$0.00 | \$0.00 | \$0.00 | \$0.00 | \$3,407.00 | \$2,943.00 | \$3,520.00 | \$11,608.29 | \$0.00 | \$0.00 | \$0.00 | \$21,478.29 | \$9,931.71 |
| 2610 Combustibles, lubricantes y aditivos | \$31,410.00 | \$0.00 | \$0.00 | \$0.00 | \$0.00 | \$0.00 | \$3,407.00 | \$2,943.00 | \$3,520.00 | \$11,608.29 | \$0.00 | \$0.00 | \$0.00 | \$21,478.29 | \$9,931.71 |
| 2611 Combustibles, lubricantes y aditivos | \$31,410.00 | \$0.00 | \$0.00 | \$0.00 | \$0.00 | \$0.00 | \$3,407.00 | \$2,943.00 | \$3,520.00 | \$11,608.29 | \$0.00 | \$0.00 | \$0.00 | \$21,478.29 | \$9,931.71 |
| Compensación del Impuesto Sobre Au | \$31,410.00 | \$0.00 | \$0.00 | \$0.00 | \$0.00 | \$0.00 | \$3,407.00 | \$2,943.00 | \$3,520.00 | \$11,608.29 | \$0.00 | \$0.00 | \$0.00 | \$21,478.29 | \$9,931.71 |
| 1508 Participación por la Recaudación Obtenida de Impuesto Sobre la Renta enterado a la Federación (ISR) | | | | | | | | | | | | | | | |
| 2000 MATERIALES Y SUMINISTROS | \$1,610,859.60 | \$0.00 | \$264,877.18 | \$182,618.31 | \$163,978.24 | \$178,074.93 | \$190,025.04 | \$198,767.66 | \$271,987.33 | \$97,151.25 | \$0.00 | \$0.00 | \$0.00 | \$1,537,479.94 | \$73,379.66 |
| 2600 COMBUSTIBLES, LUBRICANTES Y ADITIV | \$1,610,859.60 | \$0.00 | \$264,877.18 | \$182,618.31 | \$163,978.24 | \$178,074.93 | \$190,025.04 | \$198,767.66 | \$271,987.33 | \$97,151.25 | \$0.00 | \$0.00 | \$0.00 | \$1,537,479.94 | \$73,379.66 |
| 2610 Combustibles, lubricantes y aditivos | \$1,610,859.60 | \$0.00 | \$264,877.18 | \$182,618.31 | \$163,978.24 | \$178,074.93 | \$190,025.04 | \$198,767.66 | \$271,987.33 | \$97,151.25 | \$0.00 | \$0.00 | \$0.00 | \$1,537,479.94 | \$73,379.66 |
| 2611 Combustibles, lubricantes y aditivos | \$1,610,859.60 | \$0.00 | \$264,877.18 | \$182,618.31 | \$163,978.24 | \$178,074.93 | \$190,025.04 | \$198,767.66 | \$271,987.33 | \$97,151.25 | \$0.00 | \$0.00 | \$0.00 | \$1,537,479.94 | \$73,379.66 |
| Participación por la Recaudación Obte | \$1,610,859.60 | \$0.00 | \$264,877.18 | \$182,618.31 | \$163,978.24 | \$178,074.93 | \$190,025.04 | \$198,767.66 | \$271,987.33 | \$97,151.25 | \$0.00 | \$0.00 | \$0.00 | \$1,537,479.94 | \$73,379.66 |
| 1509 ISR Enajenación de Bienes Inmuebles | | | | | | | | | | | | | | | |
| 2000 MATERIALES Y SUMINISTROS | \$40,859.64 | \$0.00 | \$0.00 | \$0.00 | \$0.00 | \$31,705.35 | \$0.00 | \$0.00 | \$0.00 | \$0.00 | \$0.00 | \$0.00 | \$0.00 | \$31,705.35 | \$9,154.29 |
| 2100 MATERIALES DE ADMINISTRACIÓN, EMIS | \$40,859.64 | \$0.00 | \$0.00 | \$0.00 | \$0.00 | \$31,705.35 | \$0.00 | \$0.00 | \$0.00 | \$0.00 | \$0.00 | \$0.00 | \$0.00 | \$31,705.35 | \$9,154.29 |
| 2160 Material de limpieza | \$40,859.64 | \$0.00 | \$0.00 | \$0.00 | \$0.00 | \$31,705.35 | \$0.00 | \$0.00 | \$0.00 | \$0.00 | \$0.00 | \$0.00 | \$0.00 | \$31,705.35 | \$9,154.29 |
| 2161 Material de limpieza | \$40,859.64 | \$0.00 | \$0.00 | \$0.00 | \$0.00 | \$31,705.35 | \$0.00 | \$0.00 | \$0.00 | \$0.00 | \$0.00 | \$0.00 | \$0.00 | \$31,705.35 | \$9,154.29 |
| 3000 SERVICIOS GENERALES | \$116,878.21 | \$0.00 | \$0.00 | \$0.00 | \$0.00 | \$0.00 | \$0.00 | \$0.00 | \$0.00 | \$0.00 | \$0.00 | \$0.00 | \$0.00 | \$0.00 | \$116,878.21 |
| 3800 SERVICIOS OFICIALES | \$116,878.21 | \$0.00 | \$0.00 | \$0.00 | \$0.00 | \$0.00 | \$0.00 | \$0.00 | \$0.00 | \$0.00 | \$0.00 | \$0.00 | \$0.00 | \$0.00 | \$116,878.21 |



**MUNICIPIO DE MINERAL DEL MONTE
HIDALGO**

Analítico Mensual de Egresos Pagados por Fuente de Financiamiento al 30/sep./2024

Usu: supervisor
Rep: rptAnalíticoPresupuestoEgresos_FF

(Cuentas con Movimientos)
(Cifras en pesos y centavos)

Fecha y 25/oct./2024
hora de Impresión 03:48 p. m.

| Objeto del Gasto | Presupuesto Vigente | Ene | Feb | Mar | Abr | May | Jun | Jul | Ago | Sep | Oct | Nov | Dic | Total | Diferencia (Vigente - Total) |
|---|---------------------|---------------|---------------|--------------------|---------------|--------------------|---------------------|--------------------|--------------------|--------------------|---------------|---------------|---------------|---------------------|------------------------------|
| 3820 Gastos de orden social y cultural | \$116,878.21 | \$0.00 | \$0.00 | \$0.00 | \$0.00 | \$0.00 | \$0.00 | \$0.00 | \$0.00 | \$0.00 | \$0.00 | \$0.00 | \$0.00 | \$0.00 | \$116,878.21 |
| 3821 Gastos de orden social y cultural | \$116,878.21 | \$0.00 | \$0.00 | \$0.00 | \$0.00 | \$0.00 | \$0.00 | \$0.00 | \$0.00 | \$0.00 | \$0.00 | \$0.00 | \$0.00 | \$0.00 | \$116,878.21 |
| ISR Enajenación de Bienes Inmuebles | \$157,737.85 | \$0.00 | \$0.00 | \$0.00 | \$0.00 | \$31,705.35 | \$0.00 | \$0.00 | \$0.00 | \$0.00 | \$0.00 | \$0.00 | \$0.00 | \$31,705.35 | \$126,032.50 |
| 1510 Fondo de Compensación | | | | | | | | | | | | | | | |
| 2000 MATERIALES Y SUMINISTROS | \$479,882.88 | \$0.00 | \$0.00 | \$17,342.65 | \$0.00 | \$33,475.11 | \$29,591.42 | \$12,342.40 | \$23,466.38 | \$87,898.29 | \$0.00 | \$0.00 | \$0.00 | \$184,116.15 | \$295,466.73 |
| 2100 MATERIALES DE ADMINISTRACIÓN, EMIS | \$143,302.80 | \$0.00 | \$0.00 | \$0.00 | \$0.00 | \$0.00 | \$29,591.42 | \$12,342.40 | \$0.00 | \$61,106.29 | \$0.00 | \$0.00 | \$0.00 | \$103,040.11 | \$40,262.69 |
| 2110 Materiales, útiles y equipos menores de ofic | \$93,301.80 | \$0.00 | \$0.00 | \$0.00 | \$0.00 | \$0.00 | \$18,527.42 | \$0.00 | \$0.00 | \$54,036.09 | \$0.00 | \$0.00 | \$0.00 | \$72,563.51 | \$20,738.29 |
| 2111 Papelería y útiles menores de oficina | \$62,000.00 | \$0.00 | \$0.00 | \$0.00 | \$0.00 | \$0.00 | \$18,527.42 | \$0.00 | \$0.00 | \$54,036.09 | \$0.00 | \$0.00 | \$0.00 | \$72,563.51 | -\$10,593.51 |
| 2112 Equipos menores de oficina | \$31,301.80 | \$0.00 | \$0.00 | \$0.00 | \$0.00 | \$0.00 | \$0.00 | \$0.00 | \$0.00 | \$0.00 | \$0.00 | \$0.00 | \$0.00 | \$0.00 | \$31,301.80 |
| 2160 Material de limpieza | \$50,001.00 | \$0.00 | \$0.00 | \$0.00 | \$0.00 | \$0.00 | \$11,064.00 | \$12,342.40 | \$0.00 | \$7,070.20 | \$0.00 | \$0.00 | \$0.00 | \$30,476.60 | \$19,524.40 |
| 2161 Material de limpieza | \$50,001.00 | \$0.00 | \$0.00 | \$0.00 | \$0.00 | \$0.00 | \$11,064.00 | \$12,342.40 | \$0.00 | \$7,070.20 | \$0.00 | \$0.00 | \$0.00 | \$30,476.60 | \$19,524.40 |
| 2200 ALIMENTOS Y UTENSILIOS | \$47,834.04 | \$0.00 | \$0.00 | \$0.00 | \$0.00 | \$0.00 | \$0.00 | \$0.00 | \$0.00 | \$6,792.00 | \$0.00 | \$0.00 | \$0.00 | \$6,792.00 | \$41,042.04 |
| 2210 Productos alimenticios para personas | \$47,834.04 | \$0.00 | \$0.00 | \$0.00 | \$0.00 | \$0.00 | \$0.00 | \$0.00 | \$0.00 | \$6,792.00 | \$0.00 | \$0.00 | \$0.00 | \$6,792.00 | \$41,042.04 |
| 2211 Productos alimenticios para personas | \$47,834.04 | \$0.00 | \$0.00 | \$0.00 | \$0.00 | \$0.00 | \$0.00 | \$0.00 | \$0.00 | \$6,792.00 | \$0.00 | \$0.00 | \$0.00 | \$6,792.00 | \$41,042.04 |
| 2500 PRODUCTOS QUÍMICOS, FARMACÉUTIC | \$1,546.56 | \$0.00 | \$0.00 | \$0.00 | \$0.00 | \$0.00 | \$0.00 | \$0.00 | \$0.00 | \$0.00 | \$0.00 | \$0.00 | \$0.00 | \$0.00 | \$1,546.56 |
| 2590 Otros productos químicos | \$1,546.56 | \$0.00 | \$0.00 | \$0.00 | \$0.00 | \$0.00 | \$0.00 | \$0.00 | \$0.00 | \$0.00 | \$0.00 | \$0.00 | \$0.00 | \$0.00 | \$1,546.56 |
| 2591 Otros productos químicos | \$1,546.56 | \$0.00 | \$0.00 | \$0.00 | \$0.00 | \$0.00 | \$0.00 | \$0.00 | \$0.00 | \$0.00 | \$0.00 | \$0.00 | \$0.00 | \$0.00 | \$1,546.56 |
| 2600 COMBUSTIBLES, LUBRICANTES Y ADITIV | \$286,899.48 | \$0.00 | \$0.00 | \$17,342.65 | \$0.00 | \$33,475.11 | \$0.00 | \$0.00 | \$23,466.38 | \$0.00 | \$0.00 | \$0.00 | \$0.00 | \$74,284.04 | \$212,615.44 |
| 2610 Combustibles, lubricantes y aditivos | \$286,899.48 | \$0.00 | \$0.00 | \$17,342.65 | \$0.00 | \$33,475.11 | \$0.00 | \$0.00 | \$23,466.38 | \$0.00 | \$0.00 | \$0.00 | \$0.00 | \$74,284.04 | \$212,615.44 |
| 2611 Combustibles, lubricantes y aditivos | \$286,899.48 | \$0.00 | \$0.00 | \$17,342.65 | \$0.00 | \$33,475.11 | \$0.00 | \$0.00 | \$23,466.38 | \$0.00 | \$0.00 | \$0.00 | \$0.00 | \$74,284.04 | \$212,615.44 |
| 3000 SERVICIOS GENERALES | \$318,003.12 | \$0.00 | \$0.00 | \$0.00 | \$0.00 | \$0.00 | \$166,692.00 | \$0.00 | \$69,600.00 | \$0.00 | \$0.00 | \$0.00 | \$0.00 | \$236,292.00 | \$81,711.12 |
| 3200 SERVICIOS DE ARRENDAMIENTO | \$291,399.86 | \$0.00 | \$0.00 | \$0.00 | \$0.00 | \$0.00 | \$166,692.00 | \$0.00 | \$69,600.00 | \$0.00 | \$0.00 | \$0.00 | \$0.00 | \$236,292.00 | \$55,107.86 |
| 3250 Arrendamiento de equipo de transporte | \$133,052.00 | \$0.00 | \$0.00 | \$0.00 | \$0.00 | \$0.00 | \$90,944.00 | \$0.00 | \$0.00 | \$0.00 | \$0.00 | \$0.00 | \$0.00 | \$90,944.00 | \$42,108.00 |
| 3251 Arrendamiento de equipo de transporte | \$133,052.00 | \$0.00 | \$0.00 | \$0.00 | \$0.00 | \$0.00 | \$90,944.00 | \$0.00 | \$0.00 | \$0.00 | \$0.00 | \$0.00 | \$0.00 | \$90,944.00 | \$42,108.00 |
| 3260 Arrendamiento de maquinaria, otros equipo | \$145,348.00 | \$0.00 | \$0.00 | \$0.00 | \$0.00 | \$0.00 | \$75,748.00 | \$0.00 | \$69,600.00 | \$0.00 | \$0.00 | \$0.00 | \$0.00 | \$145,348.00 | \$0.00 |
| 3261 Arrendamiento de maquinaria, otros equipo | \$145,348.00 | \$0.00 | \$0.00 | \$0.00 | \$0.00 | \$0.00 | \$75,748.00 | \$0.00 | \$69,600.00 | \$0.00 | \$0.00 | \$0.00 | \$0.00 | \$145,348.00 | \$0.00 |
| 3270 Arrendamiento de activos intangibles | \$12,999.96 | \$0.00 | \$0.00 | \$0.00 | \$0.00 | \$0.00 | \$0.00 | \$0.00 | \$0.00 | \$0.00 | \$0.00 | \$0.00 | \$0.00 | \$0.00 | \$12,999.96 |
| 3271 Arrendamiento de activos intangibles | \$12,999.96 | \$0.00 | \$0.00 | \$0.00 | \$0.00 | \$0.00 | \$0.00 | \$0.00 | \$0.00 | \$0.00 | \$0.00 | \$0.00 | \$0.00 | \$0.00 | \$12,999.96 |
| 3800 SERVICIOS OFICIALES | \$26,603.16 | \$0.00 | \$0.00 | \$0.00 | \$0.00 | \$0.00 | \$0.00 | \$0.00 | \$0.00 | \$0.00 | \$0.00 | \$0.00 | \$0.00 | \$0.00 | \$26,603.16 |
| 3820 Gastos de orden social y cultural | \$26,603.16 | \$0.00 | \$0.00 | \$0.00 | \$0.00 | \$0.00 | \$0.00 | \$0.00 | \$0.00 | \$0.00 | \$0.00 | \$0.00 | \$0.00 | \$0.00 | \$26,603.16 |
| 3821 Gastos de orden social y cultural | \$26,603.16 | \$0.00 | \$0.00 | \$0.00 | \$0.00 | \$0.00 | \$0.00 | \$0.00 | \$0.00 | \$0.00 | \$0.00 | \$0.00 | \$0.00 | \$0.00 | \$26,603.16 |
| 6000 BIENES MUEBLES, INMUEBLES E IN | \$51,579.00 | \$0.00 | \$0.00 | \$0.00 | \$0.00 | \$0.00 | \$0.00 | \$0.00 | \$0.00 | \$0.00 | \$0.00 | \$0.00 | \$0.00 | \$0.00 | \$51,579.00 |
| 5100 MOBILIARIO Y EQUIPO DE ADMINISTRAC | \$51,579.00 | \$0.00 | \$0.00 | \$0.00 | \$0.00 | \$0.00 | \$0.00 | \$0.00 | \$0.00 | \$0.00 | \$0.00 | \$0.00 | \$0.00 | \$0.00 | \$51,579.00 |
| 5150 Equipo de cómputo y de tecnologías de la in | \$51,579.00 | \$0.00 | \$0.00 | \$0.00 | \$0.00 | \$0.00 | \$0.00 | \$0.00 | \$0.00 | \$0.00 | \$0.00 | \$0.00 | \$0.00 | \$0.00 | \$51,579.00 |
| 5151 Equipo de cómputo y de tecnologías de la in | \$51,579.00 | \$0.00 | \$0.00 | \$0.00 | \$0.00 | \$0.00 | \$0.00 | \$0.00 | \$0.00 | \$0.00 | \$0.00 | \$0.00 | \$0.00 | \$0.00 | \$51,579.00 |
| Fondo de Compensación | \$949,165.00 | \$0.00 | \$0.00 | \$17,342.65 | \$0.00 | \$33,475.11 | \$196,283.42 | \$12,342.40 | \$93,066.38 | \$67,898.29 | \$0.00 | \$0.00 | \$0.00 | \$420,408.15 | \$428,756.85 |



**MUNICIPIO DE MINERAL DEL MONTE
HIDALGO**

Analítico Mensual de Egresos Pagados por Fuente de Financiamiento al 30/sep./2024

(Cuentas con Movimientos)

(Cifras en pesos y centavos)

Usu: supervisor

Repr: rptAnalíticoPresupuestoEgresos_FF

Fecha y 25/oct./2024
hora de Impresión 03:48 p. m.

| Objeto del Gasto | Presupuesto Vigente | Ene | Feb | Mar | Abr | May | Jun | Jul | Ago | Sep | Oct | Nov | Dic | Total | Diferencia (Vigente - Total) |
|---|-----------------------|---------------|---------------|---------------|---------------|---------------|---------------------|---------------|-----------------------|---------------|---------------|---------------|---------------|-----------------------|------------------------------|
| 1511 Fogopa Remanentes ejercicios anteriores | | | | | | | | | | | | | | | |
| 3000 SERVICIOS GENERALES | \$270,461.15 | \$0.00 | \$0.00 | \$0.00 | \$0.00 | \$0.00 | \$270,461.15 | \$0.00 | \$0.00 | \$0.00 | \$0.00 | \$0.00 | \$0.00 | \$270,461.15 | \$0.00 |
| 3900 OTROS SERVICIOS GENERALES | \$270,461.15 | \$0.00 | \$0.00 | \$0.00 | \$0.00 | \$0.00 | \$270,461.15 | \$0.00 | \$0.00 | \$0.00 | \$0.00 | \$0.00 | \$0.00 | \$270,461.15 | \$0.00 |
| 3940 Sentencias y resoluciones por autoridad cor | \$270,461.15 | \$0.00 | \$0.00 | \$0.00 | \$0.00 | \$0.00 | \$270,461.15 | \$0.00 | \$0.00 | \$0.00 | \$0.00 | \$0.00 | \$0.00 | \$270,461.15 | \$0.00 |
| 3941 Sentencias y resoluciones por autoridad cor | \$270,461.15 | \$0.00 | \$0.00 | \$0.00 | \$0.00 | \$0.00 | \$270,461.15 | \$0.00 | \$0.00 | \$0.00 | \$0.00 | \$0.00 | \$0.00 | \$270,461.15 | \$0.00 |
| Fogopa Remanentes ejercicios anterior | \$270,461.15 | \$0.00 | \$0.00 | \$0.00 | \$0.00 | \$0.00 | \$270,461.15 | \$0.00 | \$0.00 | \$0.00 | \$0.00 | \$0.00 | \$0.00 | \$270,461.15 | \$0.00 |
| 1512 Fogopa Remanente de ejercicio anterior | | | | | | | | | | | | | | | |
| 3000 SERVICIOS GENERALES | \$113,564.00 | \$0.00 | \$0.00 | \$0.00 | \$0.00 | \$0.00 | \$53,803.80 | \$0.00 | \$59,760.20 | \$0.00 | \$0.00 | \$0.00 | \$0.00 | \$113,564.00 | \$0.00 |
| 3900 OTROS SERVICIOS GENERALES | \$113,564.00 | \$0.00 | \$0.00 | \$0.00 | \$0.00 | \$0.00 | \$53,803.80 | \$0.00 | \$59,760.20 | \$0.00 | \$0.00 | \$0.00 | \$0.00 | \$113,564.00 | \$0.00 |
| 3940 Sentencias y resoluciones por autoridad cor | \$113,564.00 | \$0.00 | \$0.00 | \$0.00 | \$0.00 | \$0.00 | \$53,803.80 | \$0.00 | \$59,760.20 | \$0.00 | \$0.00 | \$0.00 | \$0.00 | \$113,564.00 | \$0.00 |
| 3941 Sentencias y resoluciones por autoridad cor | \$113,564.00 | \$0.00 | \$0.00 | \$0.00 | \$0.00 | \$0.00 | \$53,803.80 | \$0.00 | \$59,760.20 | \$0.00 | \$0.00 | \$0.00 | \$0.00 | \$113,564.00 | \$0.00 |
| 6000 INVERSIÓN PÚBLICA | \$1,040,509.62 | \$0.00 | \$0.00 | \$0.00 | \$0.00 | \$0.00 | \$0.00 | \$0.00 | \$1,038,317.94 | \$0.00 | \$0.00 | \$0.00 | \$0.00 | \$1,038,317.94 | \$2,191.68 |
| 6100 OBRA PÚBLICA EN BIENES DE DOMINIO | \$1,040,509.62 | \$0.00 | \$0.00 | \$0.00 | \$0.00 | \$0.00 | \$0.00 | \$0.00 | \$1,038,317.94 | \$0.00 | \$0.00 | \$0.00 | \$0.00 | \$1,038,317.94 | \$2,191.68 |
| 6150 Construcción de vías de comunicación | \$1,040,509.62 | \$0.00 | \$0.00 | \$0.00 | \$0.00 | \$0.00 | \$0.00 | \$0.00 | \$1,038,317.94 | \$0.00 | \$0.00 | \$0.00 | \$0.00 | \$1,038,317.94 | \$2,191.68 |
| 6152 Reconstrucción de Pavimento Asfáltico en | \$1,040,509.62 | \$0.00 | \$0.00 | \$0.00 | \$0.00 | \$0.00 | \$0.00 | \$0.00 | \$1,038,317.94 | \$0.00 | \$0.00 | \$0.00 | \$0.00 | \$1,038,317.94 | \$2,191.68 |
| Fogopa Remanente de ejercicio anterior | \$1,154,073.62 | \$0.00 | \$0.00 | \$0.00 | \$0.00 | \$0.00 | \$53,803.80 | \$0.00 | \$1,098,078.14 | \$0.00 | \$0.00 | \$0.00 | \$0.00 | \$1,151,881.94 | \$2,191.68 |
| 1513 Fofom Remanente de ejercicio anterior | | | | | | | | | | | | | | | |
| 3000 SERVICIOS GENERALES | \$111,232.52 | \$0.00 | \$0.00 | \$0.00 | \$0.00 | \$0.00 | \$0.00 | \$0.00 | \$0.00 | \$0.00 | \$0.00 | \$0.00 | \$0.00 | \$0.00 | \$111,232.52 |
| 3900 OTROS SERVICIOS GENERALES | \$111,232.52 | \$0.00 | \$0.00 | \$0.00 | \$0.00 | \$0.00 | \$0.00 | \$0.00 | \$0.00 | \$0.00 | \$0.00 | \$0.00 | \$0.00 | \$0.00 | \$111,232.52 |
| 3920 Impuestos y derechos | \$111,232.52 | \$0.00 | \$0.00 | \$0.00 | \$0.00 | \$0.00 | \$0.00 | \$0.00 | \$0.00 | \$0.00 | \$0.00 | \$0.00 | \$0.00 | \$0.00 | \$111,232.52 |
| 3921 Impuestos y derechos | \$111,232.52 | \$0.00 | \$0.00 | \$0.00 | \$0.00 | \$0.00 | \$0.00 | \$0.00 | \$0.00 | \$0.00 | \$0.00 | \$0.00 | \$0.00 | \$0.00 | \$111,232.52 |
| 6000 BIENES MUEBLES, INMUEBLES E IN | \$68,709.12 | \$0.00 | \$0.00 | \$0.00 | \$0.00 | \$0.00 | \$68,709.12 | \$0.00 | \$0.00 | \$0.00 | \$0.00 | \$0.00 | \$0.00 | \$68,709.12 | \$0.00 |
| 6100 MOBILIARIO Y EQUIPO DE ADMINISTRAC | \$68,709.12 | \$0.00 | \$0.00 | \$0.00 | \$0.00 | \$0.00 | \$68,709.12 | \$0.00 | \$0.00 | \$0.00 | \$0.00 | \$0.00 | \$0.00 | \$68,709.12 | \$0.00 |
| 6190 Otros mobiliarios y equipos de administraci | \$68,709.12 | \$0.00 | \$0.00 | \$0.00 | \$0.00 | \$0.00 | \$68,709.12 | \$0.00 | \$0.00 | \$0.00 | \$0.00 | \$0.00 | \$0.00 | \$68,709.12 | \$0.00 |
| 6191 Otros mobiliarios y equpos de administraci | \$68,709.12 | \$0.00 | \$0.00 | \$0.00 | \$0.00 | \$0.00 | \$68,709.12 | \$0.00 | \$0.00 | \$0.00 | \$0.00 | \$0.00 | \$0.00 | \$68,709.12 | \$0.00 |
| 6000 INVERSIÓN PÚBLICA | \$837,086.78 | \$0.00 | \$0.00 | \$0.00 | \$0.00 | \$0.00 | \$0.00 | \$0.00 | \$0.00 | \$0.00 | \$0.00 | \$0.00 | \$0.00 | \$0.00 | \$837,086.78 |
| 6100 OBRA PÚBLICA EN BIENES DE DOMINIO | \$837,086.78 | \$0.00 | \$0.00 | \$0.00 | \$0.00 | \$0.00 | \$0.00 | \$0.00 | \$0.00 | \$0.00 | \$0.00 | \$0.00 | \$0.00 | \$0.00 | \$837,086.78 |
| 6120 Edificación no habitacional | \$625,544.19 | \$0.00 | \$0.00 | \$0.00 | \$0.00 | \$0.00 | \$0.00 | \$0.00 | \$0.00 | \$0.00 | \$0.00 | \$0.00 | \$0.00 | \$0.00 | \$625,544.19 |
| 6126 Terminación de Velatorio Municipal Mineral | \$625,544.19 | \$0.00 | \$0.00 | \$0.00 | \$0.00 | \$0.00 | \$0.00 | \$0.00 | \$0.00 | \$0.00 | \$0.00 | \$0.00 | \$0.00 | \$0.00 | \$625,544.19 |
| 6150 Construcción de vías de comunicación | \$211,542.59 | \$0.00 | \$0.00 | \$0.00 | \$0.00 | \$0.00 | \$0.00 | \$0.00 | \$0.00 | \$0.00 | \$0.00 | \$0.00 | \$0.00 | \$0.00 | \$211,542.59 |
| 6157 Reconstrucción de Pavimento asfáltico en P | \$211,542.59 | \$0.00 | \$0.00 | \$0.00 | \$0.00 | \$0.00 | \$0.00 | \$0.00 | \$0.00 | \$0.00 | \$0.00 | \$0.00 | \$0.00 | \$0.00 | \$211,542.59 |
| Fofom Remanente de ejercicio anterior | \$1,017,028.42 | \$0.00 | \$0.00 | \$0.00 | \$0.00 | \$0.00 | \$68,709.12 | \$0.00 | \$0.00 | \$0.00 | \$0.00 | \$0.00 | \$0.00 | \$68,709.12 | \$948,319.30 |



**MUNICIPIO DE MINERAL DEL MONTE
HIDALGO**

Analítico Mensual de Egresos Pagados por Fuente de Financiamiento al 30/sep./2024

(Cuentas con Movimientos)

(Cifras en pesos y centavos)

Usu: supervisor

Rep: rptAnalíticoPresupuestoEgresos_FF

Fecha y hora de Impresión | 25/oct./2024
03:48 p. m.

| Objeto del Gasto | Presupuesto Vigente | Ene | Feb | Mar | Abr | May | Jun | Jul | Ago | Sep | Oct | Nov | Dic | Total | Diferencia (Vigente - Total) |
|--|---|---------------------|---------------|---------------|-----------------|---------------|---------------|---------------|---------------|---------------------|---------------|---------------|---------------|---------------------|------------------------------|
| 1514 Fofyr Remanente ejercicio anterior | | | | | | | | | | | | | | | |
| 3000 | SERVICIOS GENERALES | \$259,719.19 | \$0.00 | \$0.00 | \$0.00 | \$0.00 | \$0.00 | \$0.00 | \$0.00 | \$0.00 | \$0.00 | \$0.00 | \$0.00 | \$0.00 | \$259,719.19 |
| 3500 | SERVICIOS DE INSTALACIÓN, REPARACI | \$259,719.19 | \$0.00 | \$0.00 | \$0.00 | \$0.00 | \$0.00 | \$0.00 | \$0.00 | \$0.00 | \$0.00 | \$0.00 | \$0.00 | \$0.00 | \$259,719.19 |
| 3510 | Conservación y mantenimiento menor de in | \$259,719.19 | \$0.00 | \$0.00 | \$0.00 | \$0.00 | \$0.00 | \$0.00 | \$0.00 | \$0.00 | \$0.00 | \$0.00 | \$0.00 | \$0.00 | \$259,719.19 |
| 3511 | Conservación y mantenimiento menor de in | \$259,719.19 | \$0.00 | \$0.00 | \$0.00 | \$0.00 | \$0.00 | \$0.00 | \$0.00 | \$0.00 | \$0.00 | \$0.00 | \$0.00 | \$0.00 | \$259,719.19 |
| | Fofyr Remanente ejercicio anterior | \$259,719.19 | \$0.00 | \$0.00 | \$0.00 | \$0.00 | \$0.00 | \$0.00 | \$0.00 | \$0.00 | \$0.00 | \$0.00 | \$0.00 | \$0.00 | \$259,719.19 |
| 1516 Incentivo del Impuesto Sobre Producción y Servicios (Gasolina y Diésel) remanente ejercicio anterior | | | | | | | | | | | | | | | |
| 2000 | MATERIALES Y SUMINISTROS | \$604.94 | \$0.00 | \$0.00 | \$604.94 | \$0.00 | \$0.00 | \$0.00 | \$0.00 | \$0.00 | \$0.00 | \$0.00 | \$0.00 | \$604.94 | \$0.00 |
| 2100 | MATERIALES DE ADMINISTRACIÓN, EMIS | \$604.94 | \$0.00 | \$0.00 | \$604.94 | \$0.00 | \$0.00 | \$0.00 | \$0.00 | \$0.00 | \$0.00 | \$0.00 | \$0.00 | \$604.94 | \$0.00 |
| 2160 | Material de limpieza | \$604.94 | \$0.00 | \$0.00 | \$604.94 | \$0.00 | \$0.00 | \$0.00 | \$0.00 | \$0.00 | \$0.00 | \$0.00 | \$0.00 | \$604.94 | \$0.00 |
| 2161 | Material de limpieza | \$604.94 | \$0.00 | \$0.00 | \$604.94 | \$0.00 | \$0.00 | \$0.00 | \$0.00 | \$0.00 | \$0.00 | \$0.00 | \$0.00 | \$604.94 | \$0.00 |
| | Incentivo del impuesto Sobre Produc | \$604.94 | \$0.00 | \$0.00 | \$604.94 | \$0.00 | \$0.00 | \$0.00 | \$0.00 | \$0.00 | \$0.00 | \$0.00 | \$0.00 | \$604.94 | \$0.00 |
| 1517 IEPS Tabacos remanente ejercicio anterior | | | | | | | | | | | | | | | |
| 3000 | SERVICIOS GENERALES | \$245,058.06 | \$0.00 | \$0.00 | \$0.00 | \$0.00 | \$0.00 | \$0.00 | \$0.00 | \$245,058.06 | \$0.00 | \$0.00 | \$0.00 | \$245,058.06 | \$0.00 |
| 3900 | OTROS SERVICIOS GENERALES | \$245,058.06 | \$0.00 | \$0.00 | \$0.00 | \$0.00 | \$0.00 | \$0.00 | \$0.00 | \$245,058.06 | \$0.00 | \$0.00 | \$0.00 | \$245,058.06 | \$0.00 |
| 3940 | Sentencias y resoluciones por autoridad cor | \$245,058.06 | \$0.00 | \$0.00 | \$0.00 | \$0.00 | \$0.00 | \$0.00 | \$0.00 | \$245,058.06 | \$0.00 | \$0.00 | \$0.00 | \$245,058.06 | \$0.00 |
| 3941 | Sentencias y resoluciones por autoridad cor | \$245,058.06 | \$0.00 | \$0.00 | \$0.00 | \$0.00 | \$0.00 | \$0.00 | \$0.00 | \$245,058.06 | \$0.00 | \$0.00 | \$0.00 | \$245,058.06 | \$0.00 |
| | IEPS Tabacos remanente ejercicio ant | \$245,058.06 | \$0.00 | \$0.00 | \$0.00 | \$0.00 | \$0.00 | \$0.00 | \$0.00 | \$245,058.06 | \$0.00 | \$0.00 | \$0.00 | \$245,058.06 | \$0.00 |
| 1518 ISAN Remanente ejercicio anteior | | | | | | | | | | | | | | | |
| 5000 | BIENES MUEBLES, INMUEBLES E IN | \$38,563.06 | \$0.00 | \$0.00 | \$0.00 | \$0.00 | \$0.00 | \$0.00 | \$0.00 | \$38,563.06 | \$0.00 | \$0.00 | \$0.00 | \$38,563.06 | \$0.00 |
| 5100 | MOBILIARIO Y EQUIPO DE ADMINISTRAC | \$38,563.06 | \$0.00 | \$0.00 | \$0.00 | \$0.00 | \$0.00 | \$0.00 | \$0.00 | \$38,563.06 | \$0.00 | \$0.00 | \$0.00 | \$38,563.06 | \$0.00 |
| 5150 | Equipo de cómputo y o tecnologías de la i | \$38,563.06 | \$0.00 | \$0.00 | \$0.00 | \$0.00 | \$0.00 | \$0.00 | \$0.00 | \$38,563.06 | \$0.00 | \$0.00 | \$0.00 | \$38,563.06 | \$0.00 |
| 5151 | Equipo de cómputo y de tecnología de la in | \$38,563.06 | \$0.00 | \$0.00 | \$0.00 | \$0.00 | \$0.00 | \$0.00 | \$0.00 | \$38,563.06 | \$0.00 | \$0.00 | \$0.00 | \$38,563.06 | \$0.00 |
| | ISAN Remanente ejercicio anterior | \$38,563.06 | \$0.00 | \$0.00 | \$0.00 | \$0.00 | \$0.00 | \$0.00 | \$0.00 | \$38,563.06 | \$0.00 | \$0.00 | \$0.00 | \$38,563.06 | \$0.00 |
| 1519 CISAN remanente ejercicio anterior | | | | | | | | | | | | | | | |
| 5000 | BIENES MUEBLES, INMUEBLES E IN | \$68,969.05 | \$0.00 | \$0.00 | \$0.00 | \$0.00 | \$0.00 | \$0.00 | \$0.00 | \$0.00 | \$0.00 | \$0.00 | \$0.00 | \$0.00 | \$68,969.05 |
| 5400 | VEHICULOS Y EQUIPO DE TRANSPORTE | \$68,969.05 | \$0.00 | \$0.00 | \$0.00 | \$0.00 | \$0.00 | \$0.00 | \$0.00 | \$0.00 | \$0.00 | \$0.00 | \$0.00 | \$0.00 | \$68,969.05 |
| 5490 | Otros equipos de transporte | \$68,969.05 | \$0.00 | \$0.00 | \$0.00 | \$0.00 | \$0.00 | \$0.00 | \$0.00 | \$0.00 | \$0.00 | \$0.00 | \$0.00 | \$0.00 | \$68,969.05 |
| 5491 | Otros equipos de transporte | \$68,969.05 | \$0.00 | \$0.00 | \$0.00 | \$0.00 | \$0.00 | \$0.00 | \$0.00 | \$0.00 | \$0.00 | \$0.00 | \$0.00 | \$0.00 | \$68,969.05 |
| | CISAN remanente ejercicio anterior | \$68,969.05 | \$0.00 | \$0.00 | \$0.00 | \$0.00 | \$0.00 | \$0.00 | \$0.00 | \$0.00 | \$0.00 | \$0.00 | \$0.00 | \$0.00 | \$68,969.05 |



**MUNICIPIO DE MINERAL DEL MONTE
HIDALGO**

Analítico Mensual de Egresos Pagados por Fuente de Financiamiento al 30/sep./2024

(Cuentas con Movimientos)

(Cifras en pesos y centavos)

Usu: supervisor

Rcp: rptAnaliticoPresupuestoEgresos_FF

Fecha y 25/oct./2024

hora de Impresión 03:48 p. m.

| Objeto del Gasto | Presupuesto Vigente | Ene | Feb | Mar | Abr | May | Jun | Jul | Ago | Sep | Oct | Nov | Dic | Total | Diferencia (Vigente - Total) |
|---|---------------------|--------|--------|----------|--------|--------|--------|----------------|----------------|--------|--------|--------|--------|----------------|------------------------------|
| 1520 ISR remanente ejercicio anterior | | | | | | | | | | | | | | | |
| 3000 SERVICIOS GENERALES | \$175,241.45 | \$0.00 | \$0.00 | \$0.00 | \$0.00 | \$0.00 | \$0.00 | \$0.00 | \$175,241.45 | \$0.00 | \$0.00 | \$0.00 | \$0.00 | \$175,241.45 | \$0.00 |
| 3900 OTROS SERVICIOS GENERALES | \$175,241.45 | \$0.00 | \$0.00 | \$0.00 | \$0.00 | \$0.00 | \$0.00 | \$0.00 | \$175,241.45 | \$0.00 | \$0.00 | \$0.00 | \$0.00 | \$175,241.45 | \$0.00 |
| 3940 Sentencias y resoluciones por autoridad coi | \$175,241.45 | \$0.00 | \$0.00 | \$0.00 | \$0.00 | \$0.00 | \$0.00 | \$0.00 | \$175,241.45 | \$0.00 | \$0.00 | \$0.00 | \$0.00 | \$175,241.45 | \$0.00 |
| 3941 Sentencias y resoluciones por autoridad coi | \$175,241.45 | \$0.00 | \$0.00 | \$0.00 | \$0.00 | \$0.00 | \$0.00 | \$0.00 | \$175,241.45 | \$0.00 | \$0.00 | \$0.00 | \$0.00 | \$175,241.45 | \$0.00 |
| ISR remanente ejercicio anterior | \$175,241.45 | \$0.00 | \$0.00 | \$0.00 | \$0.00 | \$0.00 | \$0.00 | \$0.00 | \$175,241.45 | \$0.00 | \$0.00 | \$0.00 | \$0.00 | \$175,241.45 | \$0.00 |
| 1521 ISR EBI remanente ejercicio anterior | | | | | | | | | | | | | | | |
| 2000 MATERIALES Y SUMINISTROS | \$945.34 | \$0.00 | \$0.00 | \$945.34 | \$0.00 | \$0.00 | \$0.00 | \$0.00 | \$0.00 | \$0.00 | \$0.00 | \$0.00 | \$0.00 | \$945.34 | \$0.00 |
| 2100 MATERIALES DE ADMINISTRACIÓN, EMIS | \$945.34 | \$0.00 | \$0.00 | \$945.34 | \$0.00 | \$0.00 | \$0.00 | \$0.00 | \$0.00 | \$0.00 | \$0.00 | \$0.00 | \$0.00 | \$945.34 | \$0.00 |
| 2160 Material de limpieza | \$945.34 | \$0.00 | \$0.00 | \$945.34 | \$0.00 | \$0.00 | \$0.00 | \$0.00 | \$0.00 | \$0.00 | \$0.00 | \$0.00 | \$0.00 | \$945.34 | \$0.00 |
| 2161 Material de limpieza | \$945.34 | \$0.00 | \$0.00 | \$945.34 | \$0.00 | \$0.00 | \$0.00 | \$0.00 | \$0.00 | \$0.00 | \$0.00 | \$0.00 | \$0.00 | \$945.34 | \$0.00 |
| ISR EBI remanente ejercicio anterior | \$945.34 | \$0.00 | \$0.00 | \$945.34 | \$0.00 | \$0.00 | \$0.00 | \$0.00 | \$0.00 | \$0.00 | \$0.00 | \$0.00 | \$0.00 | \$945.34 | \$0.00 |
| 1522 Focom remanente ejercicio anterior | | | | | | | | | | | | | | | |
| 2000 MATERIALES Y SUMINISTROS | \$109.25 | \$0.00 | \$0.00 | \$109.25 | \$0.00 | \$0.00 | \$0.00 | \$0.00 | \$0.00 | \$0.00 | \$0.00 | \$0.00 | \$0.00 | \$109.25 | \$0.00 |
| 2100 MATERIALES DE ADMINISTRACIÓN, EMIS | \$109.25 | \$0.00 | \$0.00 | \$109.25 | \$0.00 | \$0.00 | \$0.00 | \$0.00 | \$0.00 | \$0.00 | \$0.00 | \$0.00 | \$0.00 | \$109.25 | \$0.00 |
| 2160 Material de limpieza | \$109.25 | \$0.00 | \$0.00 | \$109.25 | \$0.00 | \$0.00 | \$0.00 | \$0.00 | \$0.00 | \$0.00 | \$0.00 | \$0.00 | \$0.00 | \$109.25 | \$0.00 |
| 2161 Material de limpieza | \$109.25 | \$0.00 | \$0.00 | \$109.25 | \$0.00 | \$0.00 | \$0.00 | \$0.00 | \$0.00 | \$0.00 | \$0.00 | \$0.00 | \$0.00 | \$109.25 | \$0.00 |
| Focom remanente ejercicio anterior | \$109.25 | \$0.00 | \$0.00 | \$109.25 | \$0.00 | \$0.00 | \$0.00 | \$0.00 | \$0.00 | \$0.00 | \$0.00 | \$0.00 | \$0.00 | \$109.25 | \$0.00 |
| 1601 IESP Gasolina Estatal (Multas Administrativas) Remanente ejercicio anterior | | | | | | | | | | | | | | | |
| 2000 MATERIALES Y SUMINISTROS | \$60.54 | \$0.00 | \$0.00 | \$60.54 | \$0.00 | \$0.00 | \$0.00 | \$0.00 | \$0.00 | \$0.00 | \$0.00 | \$0.00 | \$0.00 | \$60.54 | \$0.00 |
| 2100 MATERIALES DE ADMINISTRACIÓN, EMIS | \$60.54 | \$0.00 | \$0.00 | \$60.54 | \$0.00 | \$0.00 | \$0.00 | \$0.00 | \$0.00 | \$0.00 | \$0.00 | \$0.00 | \$0.00 | \$60.54 | \$0.00 |
| 2160 Material de limpieza | \$60.54 | \$0.00 | \$0.00 | \$60.54 | \$0.00 | \$0.00 | \$0.00 | \$0.00 | \$0.00 | \$0.00 | \$0.00 | \$0.00 | \$0.00 | \$60.54 | \$0.00 |
| 2161 Material de limpieza | \$60.54 | \$0.00 | \$0.00 | \$60.54 | \$0.00 | \$0.00 | \$0.00 | \$0.00 | \$0.00 | \$0.00 | \$0.00 | \$0.00 | \$0.00 | \$60.54 | \$0.00 |
| IESP Gasolina Estatal (Multas Adminis | \$60.54 | \$0.00 | \$0.00 | \$60.54 | \$0.00 | \$0.00 | \$0.00 | \$0.00 | \$0.00 | \$0.00 | \$0.00 | \$0.00 | \$0.00 | \$60.54 | \$0.00 |
| 2501 Fondo de Aportaciones para la Infraestructura Social Municipal (FAISM) | | | | | | | | | | | | | | | |
| 6000 INVERSIÓN PÚBLICA | \$7,472,975.00 | \$0.00 | \$0.00 | \$0.00 | \$0.00 | \$0.00 | \$0.00 | \$1,585,816.03 | \$3,566,490.65 | \$0.00 | \$0.00 | \$0.00 | \$0.00 | \$5,152,306.68 | \$2,320,668.32 |
| 6100 OBRA PÚBLICA EN BIENES DE DOMINIO | \$7,472,975.00 | \$0.00 | \$0.00 | \$0.00 | \$0.00 | \$0.00 | \$0.00 | \$1,585,816.03 | \$3,566,490.65 | \$0.00 | \$0.00 | \$0.00 | \$0.00 | \$5,152,306.68 | \$2,320,668.32 |
| 6140 División de terrenos y construcción de obra: | \$1,878,144.80 | \$0.00 | \$0.00 | \$0.00 | \$0.00 | \$0.00 | \$0.00 | \$399,415.61 | \$1,478,729.19 | \$0.00 | \$0.00 | \$0.00 | \$0.00 | \$1,878,144.80 | \$0.00 |
| 6141 Construcción de drenaje sanitario en Puebl | \$497,988.94 | \$0.00 | \$0.00 | \$0.00 | \$0.00 | \$0.00 | \$0.00 | \$399,415.61 | \$98,573.33 | \$0.00 | \$0.00 | \$0.00 | \$0.00 | \$497,988.94 | \$0.00 |
| 6142 Construcción de Línea de Drenaje Sanitario | \$411,175.76 | \$0.00 | \$0.00 | \$0.00 | \$0.00 | \$0.00 | \$0.00 | \$0.00 | \$411,175.76 | \$0.00 | \$0.00 | \$0.00 | \$0.00 | \$411,175.76 | \$0.00 |
| 6143 Rehabilitación de Alumbrado Público en Av. | \$968,980.10 | \$0.00 | \$0.00 | \$0.00 | \$0.00 | \$0.00 | \$0.00 | \$0.00 | \$968,980.10 | \$0.00 | \$0.00 | \$0.00 | \$0.00 | \$968,980.10 | \$0.00 |



MUNICIPIO DE MINERAL DEL MONTE HIDALGO

Analítico Mensual de Egresos Pagados por Fuente de Financiamiento al 30/sep./2024

(Cuentas con Movimientos)

(Cifras en pesos y centavos)

Usu: supervisor

Rep: rptAnaliticoPresupuestoEgresos_FF

Fecha y 25/oct./2024

hora de Impresión 03:48 p. m.

| Objeto del Gasto | Presupuesto Vigente | Ene | Feb | Mar | Abr | May | Jun | Jul | Ago | Sep | Oct | Nov | Dic | Total | Diferencia (Vigente - Total) |
|--|-----------------------|---------------------|---------------------|---------------------|---------------------|---------------------|---------------------|-----------------------|-----------------------|---------------------|---------------|---------------|---------------|-----------------------|------------------------------|
| 6150 Construcción de vías de comunicación | \$6,594,830.20 | \$0.00 | \$0.00 | \$0.00 | \$0.00 | \$0.00 | \$0.00 | \$1,186,400.42 | \$2,087,761.46 | \$0.00 | \$0.00 | \$0.00 | \$0.00 | \$3,274,161.88 | \$2,320,668.32 |
| 6153 Reconstrucción de Pavimento Asfáltico en / | \$2,458,220.51 | \$0.00 | \$0.00 | \$0.00 | \$0.00 | \$0.00 | \$0.00 | \$0.00 | \$1,258,597.40 | \$0.00 | \$0.00 | \$0.00 | \$0.00 | \$1,258,597.40 | \$1,209,623.11 |
| 6154 Construcción de Pavimento de Concreto Hii | \$1,420,170.51 | \$0.00 | \$0.00 | \$0.00 | \$0.00 | \$0.00 | \$0.00 | \$710,085.25 | \$710,085.26 | \$0.00 | \$0.00 | \$0.00 | \$0.00 | \$1,420,170.51 | \$0.00 |
| 6155 Construcción de Huellas de Rodamiento Ca | \$595,393.97 | \$0.00 | \$0.00 | \$0.00 | \$0.00 | \$0.00 | \$0.00 | \$478,315.17 | \$119,078.80 | \$0.00 | \$0.00 | \$0.00 | \$0.00 | \$595,393.97 | \$0.00 |
| 6156 Construcción de vías de comunicación | \$1,111,045.21 | \$0.00 | \$0.00 | \$0.00 | \$0.00 | \$0.00 | \$0.00 | \$0.00 | \$0.00 | \$0.00 | \$0.00 | \$0.00 | \$0.00 | \$0.00 | \$1,111,045.21 |
| Fondo de Aportaciones para la Infraes | \$7,472,975.00 | \$0.00 | \$0.00 | \$0.00 | \$0.00 | \$0.00 | \$0.00 | \$1,585,816.03 | \$3,566,490.65 | \$0.00 | \$0.00 | \$0.00 | \$0.00 | \$5,152,306.68 | \$2,320,668.32 |
| 2502 Fondo de Aportaciones para el Fortalecimiento de los Municipios (FORTAMUN) | | | | | | | | | | | | | | | |
| 1000 SERVICIOS PERSONALES | \$5,854,774.01 | \$347,487.43 | \$349,505.74 | \$358,154.51 | \$355,537.63 | \$344,660.02 | \$344,896.99 | \$372,219.19 | \$1,055,087.85 | \$491,528.98 | \$0.00 | \$0.00 | \$0.00 | \$4,016,958.34 | \$1,835,815.67 |
| 1100 REMUNERACIONES AL PERSONAL DE C/ | \$4,787,485.01 | \$345,918.35 | \$343,927.61 | \$352,348.93 | \$347,794.23 | \$341,536.93 | \$343,830.02 | \$367,988.32 | \$535,533.28 | \$359,928.34 | \$0.00 | \$0.00 | \$0.00 | \$3,338,806.01 | \$1,448,679.00 |
| 1130 Sueldos base al personal permanente | \$4,787,485.01 | \$345,918.35 | \$343,927.61 | \$352,348.93 | \$347,794.23 | \$341,536.93 | \$343,830.02 | \$367,988.32 | \$535,533.28 | \$359,928.34 | \$0.00 | \$0.00 | \$0.00 | \$3,338,806.01 | \$1,448,679.00 |
| 1131 Sueldos base al personal permanente | \$4,787,485.01 | \$345,918.35 | \$343,927.61 | \$352,348.93 | \$347,794.23 | \$341,536.93 | \$343,830.02 | \$367,988.32 | \$535,533.28 | \$359,928.34 | \$0.00 | \$0.00 | \$0.00 | \$3,338,806.01 | \$1,448,679.00 |
| 1300 REMUNERACIONES ADICIONALES Y ESP | \$946,333.32 | \$1,569.08 | \$5,578.13 | \$5,805.58 | \$7,743.40 | \$3,023.09 | \$1,066.97 | \$4,230.87 | \$519,534.57 | \$0.00 | \$0.00 | \$0.00 | \$0.00 | \$548,551.69 | \$397,781.63 |
| 1320 Primas de vacaciones, dominical y gratificar | \$946,333.32 | \$1,569.08 | \$5,578.13 | \$5,805.58 | \$7,743.40 | \$3,023.09 | \$1,066.97 | \$4,230.87 | \$519,534.57 | \$0.00 | \$0.00 | \$0.00 | \$0.00 | \$548,551.69 | \$397,781.63 |
| 1321 Primas de vacaciones | \$55,746.54 | \$1,569.08 | \$3,765.78 | \$5,805.58 | \$2,656.97 | \$3,023.09 | \$1,066.97 | \$4,230.87 | \$16,804.02 | \$0.00 | \$0.00 | \$0.00 | \$0.00 | \$38,922.36 | \$16,824.18 |
| 1322 Gratificación fin de año | \$890,586.78 | \$0.00 | \$1,812.35 | \$0.00 | \$5,086.43 | \$0.00 | \$0.00 | \$0.00 | \$502,730.55 | \$0.00 | \$0.00 | \$0.00 | \$0.00 | \$509,629.33 | \$380,957.45 |
| 1500 OTRAS PRESTACIONES SOCIALES Y ECC | \$120,965.68 | \$0.00 | \$0.00 | \$0.00 | \$0.00 | \$0.00 | \$0.00 | \$0.00 | \$0.00 | \$131,600.64 | \$0.00 | \$0.00 | \$0.00 | \$131,600.64 | -\$10,634.96 |
| 1520 Indemnizaciones | \$89,600.64 | \$0.00 | \$0.00 | \$0.00 | \$0.00 | \$0.00 | \$0.00 | \$0.00 | \$0.00 | \$89,600.64 | \$0.00 | \$0.00 | \$0.00 | \$89,600.64 | \$0.00 |
| 1521 Indemnizaciones | \$89,600.64 | \$0.00 | \$0.00 | \$0.00 | \$0.00 | \$0.00 | \$0.00 | \$0.00 | \$0.00 | \$89,600.64 | \$0.00 | \$0.00 | \$0.00 | \$89,600.64 | \$0.00 |
| 1540 Prestaciones contractuales | \$31,355.04 | \$0.00 | \$0.00 | \$0.00 | \$0.00 | \$0.00 | \$0.00 | \$0.00 | \$0.00 | \$42,000.00 | \$0.00 | \$0.00 | \$0.00 | \$42,000.00 | -\$10,644.96 |
| 1545 Otras prestaciones contractuales | \$31,355.04 | \$0.00 | \$0.00 | \$0.00 | \$0.00 | \$0.00 | \$0.00 | \$0.00 | \$0.00 | \$42,000.00 | \$0.00 | \$0.00 | \$0.00 | \$42,000.00 | -\$10,644.96 |
| 2000 MATERIALES Y SUMINISTROS | \$2,816,636.29 | \$0.00 | \$223,632.98 | \$188,425.66 | \$200,206.94 | \$222,060.23 | \$222,119.66 | \$205,242.19 | \$396,934.77 | \$117,654.60 | \$0.00 | \$0.00 | \$0.00 | \$1,776,277.03 | \$1,040,359.26 |
| 2600 COMBUSTIBLES, LUBRICANTES Y ADITIV | \$2,707,294.74 | \$0.00 | \$223,632.98 | \$188,425.66 | \$196,657.94 | \$222,060.23 | \$222,119.66 | \$205,242.19 | \$396,934.77 | \$59,556.00 | \$0.00 | \$0.00 | \$0.00 | \$1,714,629.43 | \$992,665.31 |
| 2610 Combustibles, lubricantes y aditivos | \$2,707,294.74 | \$0.00 | \$223,632.98 | \$188,425.66 | \$196,657.94 | \$222,060.23 | \$222,119.66 | \$205,242.19 | \$396,934.77 | \$59,556.00 | \$0.00 | \$0.00 | \$0.00 | \$1,714,629.43 | \$992,665.31 |
| 2611 Combustibles, lubricantes y aditivos | \$2,707,294.74 | \$0.00 | \$223,632.98 | \$188,425.66 | \$196,657.94 | \$222,060.23 | \$222,119.66 | \$205,242.19 | \$396,934.77 | \$59,556.00 | \$0.00 | \$0.00 | \$0.00 | \$1,714,629.43 | \$992,665.31 |
| 2700 VESTUARIO, BLANCOS, PRENDAS DE PR | \$91,477.56 | \$0.00 | \$0.00 | \$0.00 | \$0.00 | \$0.00 | \$0.00 | \$0.00 | \$0.00 | \$58,098.60 | \$0.00 | \$0.00 | \$0.00 | \$58,098.60 | \$33,378.96 |
| 2710 Vestuario y uniformes | \$91,477.56 | \$0.00 | \$0.00 | \$0.00 | \$0.00 | \$0.00 | \$0.00 | \$0.00 | \$0.00 | \$58,098.60 | \$0.00 | \$0.00 | \$0.00 | \$58,098.60 | \$33,378.96 |
| 2711 Vestuario y uniformes | \$91,477.56 | \$0.00 | \$0.00 | \$0.00 | \$0.00 | \$0.00 | \$0.00 | \$0.00 | \$0.00 | \$58,098.60 | \$0.00 | \$0.00 | \$0.00 | \$58,098.60 | \$33,378.96 |
| 2900 HERRAMIENTAS, REFACCIONES Y ACCE | \$17,863.99 | \$0.00 | \$0.00 | \$0.00 | \$3,549.00 | \$0.00 | \$0.00 | \$0.00 | \$0.00 | \$0.00 | \$0.00 | \$0.00 | \$0.00 | \$3,549.00 | \$14,314.99 |
| 2960 Refacciones y accesorios menores de equi | \$17,863.99 | \$0.00 | \$0.00 | \$0.00 | \$3,549.00 | \$0.00 | \$0.00 | \$0.00 | \$0.00 | \$0.00 | \$0.00 | \$0.00 | \$0.00 | \$3,549.00 | \$14,314.99 |
| 2961 Refacciones y accesorios menores de equi | \$17,863.99 | \$0.00 | \$0.00 | \$0.00 | \$3,549.00 | \$0.00 | \$0.00 | \$0.00 | \$0.00 | \$0.00 | \$0.00 | \$0.00 | \$0.00 | \$3,549.00 | \$14,314.99 |
| 3000 SERVICIOS GENERALES | \$4,169,226.27 | \$0.00 | \$238,449.77 | \$186,562.94 | \$465,220.54 | \$314,280.79 | \$311,418.01 | \$508,325.87 | \$802,703.00 | \$28,578.00 | \$0.00 | \$0.00 | \$0.00 | \$2,855,538.92 | \$1,313,687.35 |
| 3100 SERVICIOS BÁSICOS | \$2,324,693.28 | \$0.00 | \$208,881.00 | \$157,864.00 | \$212,904.00 | \$172,874.00 | \$292,185.00 | \$249,391.07 | \$298,641.00 | \$0.00 | \$0.00 | \$0.00 | \$0.00 | \$1,590,540.07 | \$734,153.21 |
| 3110 Energía eléctrica | \$2,324,693.28 | \$0.00 | \$208,881.00 | \$157,864.00 | \$212,904.00 | \$172,874.00 | \$292,185.00 | \$249,391.07 | \$298,641.00 | \$0.00 | \$0.00 | \$0.00 | \$0.00 | \$1,590,540.07 | \$734,153.21 |
| 3111 Energía eléctrica | \$2,324,693.28 | \$0.00 | \$208,881.00 | \$157,864.00 | \$212,904.00 | \$172,874.00 | \$292,185.00 | \$249,391.07 | \$298,641.00 | \$0.00 | \$0.00 | \$0.00 | \$0.00 | \$1,590,540.07 | \$734,153.21 |
| 3300 SERVICIOS PROFESIONALES, CIENTÍFIC | \$758,800.00 | \$0.00 | \$0.00 | \$0.00 | \$0.00 | \$60,000.00 | \$0.00 | \$0.00 | \$494,160.00 | \$0.00 | \$0.00 | \$0.00 | \$0.00 | \$554,160.00 | \$204,640.00 |
| 3340 Servicios de capacitación | \$208,800.00 | \$0.00 | \$0.00 | \$0.00 | \$0.00 | \$60,000.00 | \$0.00 | \$0.00 | \$0.00 | \$0.00 | \$0.00 | \$0.00 | \$0.00 | \$60,000.00 | \$148,800.00 |
| 3341 Servicios de capacitación | \$208,800.00 | \$0.00 | \$0.00 | \$0.00 | \$0.00 | \$60,000.00 | \$0.00 | \$0.00 | \$0.00 | \$0.00 | \$0.00 | \$0.00 | \$0.00 | \$60,000.00 | \$148,800.00 |
| 3390 Servicios profesionales, científicos y técnic | \$550,000.00 | \$0.00 | \$0.00 | \$0.00 | \$0.00 | \$0.00 | \$0.00 | \$0.00 | \$494,160.00 | \$0.00 | \$0.00 | \$0.00 | \$0.00 | \$494,160.00 | \$55,840.00 |



**MUNICIPIO DE MINERAL DEL MONTE
HIDALGO**

Analítico Mensual de Egresos Pagados por Fuente de Financiamiento al 30/sep./2024

**(Cuentas con Movimientos)
(Cifras en pesos y centavos)**

Fecha y hora de Impresión | 25/oct./2024
03:48 p. m.

Usr. supervisor
Rep. rptAnalíticoPresupuestoEgresos_FF

| Objeto del Gasto | Presupuesto Vigente | Ene | Feb | Mar | Abr | May | Jun | Jul | Ago | Sep | Oct | Nov | Dic | Total | Diferencia (Vigente - Total) |
|--|------------------------|---------------------|---------------------|---------------------|-----------------------|---------------------|---------------------|-----------------------|-----------------------|-----------------------|---------------|---------------|---------------|-----------------------|------------------------------|
| 3391 Servicios profesionales, científicos y técnicos | \$560,000.00 | \$0.00 | \$0.00 | \$0.00 | \$0.00 | \$0.00 | \$0.00 | \$0.00 | \$194,160.00 | \$0.00 | \$0.00 | \$0.00 | \$0.00 | \$494,160.00 | \$55,840.00 |
| 3500 SERVICIOS DE INSTALACIÓN, REPARACIÓN Y MANTENIMIENTO DE EQUIPO DE TRÁNSITO | \$209,755.91 | \$0.00 | \$21,066.77 | \$19,719.94 | \$38,449.54 | \$72,016.79 | \$10,114.01 | \$45,332.80 | \$0.00 | \$0.00 | \$0.00 | \$0.00 | \$0.00 | \$206,689.85 | \$3,066.06 |
| 3550 Reparación y mantenimiento de equipo de tránsito | \$209,755.91 | \$0.00 | \$21,066.77 | \$19,719.94 | \$38,449.54 | \$72,016.79 | \$10,114.01 | \$45,332.80 | \$0.00 | \$0.00 | \$0.00 | \$0.00 | \$0.00 | \$206,689.85 | \$3,066.06 |
| 3551 Reparación y mantenimiento de equipo de tránsito | \$209,755.91 | \$0.00 | \$21,066.77 | \$19,719.94 | \$38,449.54 | \$72,016.79 | \$10,114.01 | \$45,332.80 | \$0.00 | \$0.00 | \$0.00 | \$0.00 | \$0.00 | \$206,689.85 | \$3,066.06 |
| 3900 OTROS SERVICIOS GENERALES | \$875,977.08 | \$0.00 | \$10,512.00 | \$9,179.00 | \$213,867.00 | \$9,390.00 | \$9,119.00 | \$213,602.00 | \$9,902.00 | \$28,578.00 | \$0.00 | \$0.00 | \$0.00 | \$408,860.00 | \$328,578.08 |
| 3920 Impuestos y derechos | \$737,436.00 | \$0.00 | \$0.00 | \$0.00 | \$204,430.00 | \$0.00 | \$0.00 | \$204,430.00 | \$0.00 | \$0.00 | \$0.00 | \$0.00 | \$0.00 | \$408,860.00 | \$328,576.00 |
| 3921 Impuestos y derechos | \$737,436.00 | \$0.00 | \$0.00 | \$0.00 | \$204,430.00 | \$0.00 | \$0.00 | \$204,430.00 | \$0.00 | \$0.00 | \$0.00 | \$0.00 | \$0.00 | \$408,860.00 | \$328,576.00 |
| 3990 Impuesto sobre nóminas y otros que se der. | \$138,541.08 | \$0.00 | \$10,512.00 | \$9,179.00 | \$9,437.00 | \$9,390.00 | \$9,119.00 | \$9,172.00 | \$9,902.00 | \$28,578.00 | \$0.00 | \$0.00 | \$0.00 | \$95,289.00 | \$43,252.08 |
| 3981 Impuesto sobre nóminas y otros que se der. | \$138,541.08 | \$0.00 | \$10,512.00 | \$9,179.00 | \$9,437.00 | \$9,390.00 | \$9,119.00 | \$9,172.00 | \$9,902.00 | \$28,578.00 | \$0.00 | \$0.00 | \$0.00 | \$95,289.00 | \$43,252.08 |
| 6000 INVERSIÓN PÚBLICA | \$466,434.43 | \$0.00 | \$0.00 | \$0.00 | \$0.00 | \$0.00 | \$0.00 | \$0.00 | \$0.00 | \$466,434.43 | \$0.00 | \$0.00 | \$0.00 | \$466,434.43 | \$0.00 |
| 6200 OBRA PÚBLICA EN BIENES PROPIOS | \$466,434.43 | \$0.00 | \$0.00 | \$0.00 | \$0.00 | \$0.00 | \$0.00 | \$0.00 | \$0.00 | \$466,434.43 | \$0.00 | \$0.00 | \$0.00 | \$466,434.43 | \$0.00 |
| 6220 Edificación no habitacional | \$466,434.43 | \$0.00 | \$0.00 | \$0.00 | \$0.00 | \$0.00 | \$0.00 | \$0.00 | \$0.00 | \$466,434.43 | \$0.00 | \$0.00 | \$0.00 | \$466,434.43 | \$0.00 |
| 6221 Rehabilitación de Área de Dormitorios y Gal | \$466,434.43 | \$0.00 | \$0.00 | \$0.00 | \$0.00 | \$0.00 | \$0.00 | \$0.00 | \$0.00 | \$466,434.43 | \$0.00 | \$0.00 | \$0.00 | \$466,434.43 | \$0.00 |
| Fondo de Aportaciones para el Fortale | \$13,307,071.00 | \$347,487.43 | \$811,588.49 | \$733,143.11 | \$1,020,966.11 | \$880,901.04 | \$878,434.66 | \$1,085,787.25 | \$2,254,705.52 | \$1,104,195.01 | \$0.00 | \$0.00 | \$0.00 | \$9,117,208.72 | \$4,189,862.28 |

2504 Programa para el Adelanto, Bienestar e Igualdad de las Mujeres (PROABIM)

| | | | | | | | | | | | | | | | |
|---|---------------------|---------------|---------------|---------------|---------------|---------------|---------------|---------------|---------------|---------------|---------------|---------------|---------------|---------------|---------------------|
| 1000 SERVICIOS PERSONALES | \$46,000.00 | \$0.00 | \$0.00 | \$0.00 | \$0.00 | \$0.00 | \$0.00 | \$0.00 | \$0.00 | \$0.00 | \$0.00 | \$0.00 | \$0.00 | \$0.00 | \$46,000.00 |
| 1500 OTRAS PRESTACIONES SOCIALES Y ECONÓMICAS | \$46,000.00 | \$0.00 | \$0.00 | \$0.00 | \$0.00 | \$0.00 | \$0.00 | \$0.00 | \$0.00 | \$0.00 | \$0.00 | \$0.00 | \$0.00 | \$0.00 | \$46,000.00 |
| 1550 Apoyos a la capacitación de los servidores | \$46,000.00 | \$0.00 | \$0.00 | \$0.00 | \$0.00 | \$0.00 | \$0.00 | \$0.00 | \$0.00 | \$0.00 | \$0.00 | \$0.00 | \$0.00 | \$0.00 | \$46,000.00 |
| 1551 Apoyos a la capacitación de los servidores | \$46,000.00 | \$0.00 | \$0.00 | \$0.00 | \$0.00 | \$0.00 | \$0.00 | \$0.00 | \$0.00 | \$0.00 | \$0.00 | \$0.00 | \$0.00 | \$0.00 | \$46,000.00 |
| 2000 MATERIALES Y SUMINISTROS | \$13,000.00 | \$0.00 | \$0.00 | \$0.00 | \$0.00 | \$0.00 | \$0.00 | \$0.00 | \$0.00 | \$0.00 | \$0.00 | \$0.00 | \$0.00 | \$0.00 | \$13,000.00 |
| 2100 MATERIALES DE ADMINISTRACIÓN, EMISIÓN Y MANTENIMIENTO DE EQUIPO DE TRÁNSITO | \$5,000.00 | \$0.00 | \$0.00 | \$0.00 | \$0.00 | \$0.00 | \$0.00 | \$0.00 | \$0.00 | \$0.00 | \$0.00 | \$0.00 | \$0.00 | \$0.00 | \$5,000.00 |
| 2110 Materiales, útiles y equipos menores de oficina | \$5,000.00 | \$0.00 | \$0.00 | \$0.00 | \$0.00 | \$0.00 | \$0.00 | \$0.00 | \$0.00 | \$0.00 | \$0.00 | \$0.00 | \$0.00 | \$0.00 | \$5,000.00 |
| 2111 Papelería y útiles menores de oficina | \$5,000.00 | \$0.00 | \$0.00 | \$0.00 | \$0.00 | \$0.00 | \$0.00 | \$0.00 | \$0.00 | \$0.00 | \$0.00 | \$0.00 | \$0.00 | \$0.00 | \$5,000.00 |
| 2200 ALIMENTOS Y UTENSILIOS | \$3,000.00 | \$0.00 | \$0.00 | \$0.00 | \$0.00 | \$0.00 | \$0.00 | \$0.00 | \$0.00 | \$0.00 | \$0.00 | \$0.00 | \$0.00 | \$0.00 | \$3,000.00 |
| 2210 Productos alimenticios para personas | \$3,000.00 | \$0.00 | \$0.00 | \$0.00 | \$0.00 | \$0.00 | \$0.00 | \$0.00 | \$0.00 | \$0.00 | \$0.00 | \$0.00 | \$0.00 | \$0.00 | \$3,000.00 |
| 2211 Productos alimenticios para personas | \$3,000.00 | \$0.00 | \$0.00 | \$0.00 | \$0.00 | \$0.00 | \$0.00 | \$0.00 | \$0.00 | \$0.00 | \$0.00 | \$0.00 | \$0.00 | \$0.00 | \$3,000.00 |
| 2700 VESTUARIO, BLANCOS, PRENDAS DE PROTECCIÓN PERSONAL | \$5,000.00 | \$0.00 | \$0.00 | \$0.00 | \$0.00 | \$0.00 | \$0.00 | \$0.00 | \$0.00 | \$0.00 | \$0.00 | \$0.00 | \$0.00 | \$0.00 | \$5,000.00 |
| 2720 Prendas de seguridad y protección personal | \$5,000.00 | \$0.00 | \$0.00 | \$0.00 | \$0.00 | \$0.00 | \$0.00 | \$0.00 | \$0.00 | \$0.00 | \$0.00 | \$0.00 | \$0.00 | \$0.00 | \$5,000.00 |
| 2721 Prendas de seguridad y protección personal | \$5,000.00 | \$0.00 | \$0.00 | \$0.00 | \$0.00 | \$0.00 | \$0.00 | \$0.00 | \$0.00 | \$0.00 | \$0.00 | \$0.00 | \$0.00 | \$0.00 | \$5,000.00 |
| 3000 SERVICIOS GENERALES | \$141,000.00 | \$0.00 | \$0.00 | \$0.00 | \$0.00 | \$0.00 | \$0.00 | \$0.00 | \$0.00 | \$0.00 | \$0.00 | \$0.00 | \$0.00 | \$0.00 | \$141,000.00 |
| 3300 SERVICIOS PROFESIONALES, CIENTÍFICOS Y TÉCNICOS | \$80,000.00 | \$0.00 | \$0.00 | \$0.00 | \$0.00 | \$0.00 | \$0.00 | \$0.00 | \$0.00 | \$0.00 | \$0.00 | \$0.00 | \$0.00 | \$0.00 | \$80,000.00 |
| 3340 Servicios de capacitación | \$80,000.00 | \$0.00 | \$0.00 | \$0.00 | \$0.00 | \$0.00 | \$0.00 | \$0.00 | \$0.00 | \$0.00 | \$0.00 | \$0.00 | \$0.00 | \$0.00 | \$80,000.00 |
| 3341 Servicios de capacitación | \$80,000.00 | \$0.00 | \$0.00 | \$0.00 | \$0.00 | \$0.00 | \$0.00 | \$0.00 | \$0.00 | \$0.00 | \$0.00 | \$0.00 | \$0.00 | \$0.00 | \$80,000.00 |
| 3390 Servicios profesionales, científicos y técnicos | \$60,000.00 | \$0.00 | \$0.00 | \$0.00 | \$0.00 | \$0.00 | \$0.00 | \$0.00 | \$0.00 | \$0.00 | \$0.00 | \$0.00 | \$0.00 | \$0.00 | \$60,000.00 |
| 3391 Servicios profesionales, científicos y técnicos | \$60,000.00 | \$0.00 | \$0.00 | \$0.00 | \$0.00 | \$0.00 | \$0.00 | \$0.00 | \$0.00 | \$0.00 | \$0.00 | \$0.00 | \$0.00 | \$0.00 | \$60,000.00 |
| 3700 SERVICIOS DE TRASLADOS Y VIÁTICOS | \$1,000.00 | \$0.00 | \$0.00 | \$0.00 | \$0.00 | \$0.00 | \$0.00 | \$0.00 | \$0.00 | \$0.00 | \$0.00 | \$0.00 | \$0.00 | \$0.00 | \$1,000.00 |
| 3750 Viáticos en el país | \$1,000.00 | \$0.00 | \$0.00 | \$0.00 | \$0.00 | \$0.00 | \$0.00 | \$0.00 | \$0.00 | \$0.00 | \$0.00 | \$0.00 | \$0.00 | \$0.00 | \$1,000.00 |
| 3751 Viáticos en el país | \$1,000.00 | \$0.00 | \$0.00 | \$0.00 | \$0.00 | \$0.00 | \$0.00 | \$0.00 | \$0.00 | \$0.00 | \$0.00 | \$0.00 | \$0.00 | \$0.00 | \$1,000.00 |





**MUNICIPIO DE MINERAL DEL MONTE
HIDALGO**


Analítico Mensual de Egresos Pagados por Fuente de Financiamiento al 30/sep./2024
(Cuentas con Movimientos)
(Cifras en pesos y centavos)

Usu: supervisor
Rep: rptAnalíticoPresupuestoEgresos_FF

Fecha y hora de Impresión | 25/oct./2024
03:48 p. m.

| Objeto del Gasto | Presupuesto Vigente | Ene | Feb | Mar | Abr | May | Jun | Jul | Ago | Sep | Oct | Nov | Dic | Total | Diferencia (Vigente - Total) |
|--------------------------------------|------------------------|-----------------------|-----------------------|-----------------------|-----------------------|-----------------------|-----------------------|-----------------------|------------------------|-----------------------|---------------|---------------|---------------|------------------------|------------------------------|
| Programa para el Adelanto, Bienestar | \$200,000.00 | \$0.00 | \$0.00 | \$0.00 | \$0.00 | \$0.00 | \$0.00 | \$0.00 | \$0.00 | \$0.00 | \$0.00 | \$0.00 | \$0.00 | \$0.00 | \$200,000.00 |
| Total Final | \$74,653,627.68 | \$3,520,061.22 | \$4,141,826.49 | \$3,968,120.77 | \$4,096,103.76 | \$4,140,618.17 | \$4,495,760.54 | \$6,167,702.14 | \$13,994,876... | \$5,780,892.66 | \$0.00 | \$0.00 | \$0.00 | \$50,345,952.32 | \$24,307,675.36 |


 LIC. EDMUNDO MENDEZ TEJEDA
 PRESIDENTE MUNICIPAL CONSTITUCIONAL

 LIC. OMAIRA BORBOLITA ESCAMILLA
 SÍNDICA PROCURADOR


 L.A. CARLOS FERNANDO VERA FLORES
 TESORERO MUNICIPAL