



MUNICIPIO DE MINERAL DEL MONTE HIDALGO

Estado del Ejercicio del Presupuesto de Egresos por Capítulo del Gasto Al 30/sep./2024

Usu: supervisor
Rep: rptEstadoPresupuestoEgresos

Fecha y hora de Impresión | 25/0ct./2024
04:21 p. m.

Objeto del Gasto	Aprobado	Ampliaciones / Reducciones	Presupuesto Vigente	Comprometido	Presupuesto Disponible para Comprometer	Devengado	Comprometido No Devengado	Presupuesto Sin Devengar	Ejercido	Pagado	Cuentas por Pagar Deuda
1000 SERVICIOS PERSONALES	\$36,833,119.92	-\$486,845.68	\$36,346,274.24	\$38,144,596.92	-\$1,798,322.68	\$24,421,904.77	\$13,722,692.16	\$11,924,369.47	\$24,421,904.77	\$24,421,904.77	\$0.00
1100 REMUNERACIONES AL PERSONAL DE CARÁCTER PE	\$25,874,587.20	-\$794,131.76	\$25,080,455.44	\$26,822,521.68	-\$1,738,091.24	\$18,053,640.76	\$8,768,880.92	\$7,026,814.68	\$18,053,640.76	\$18,053,640.76	\$0.00
1110 Dietas	\$3,871,260.00	-\$253,260.00	\$3,618,000.00	\$3,869,308.90	-\$251,308.90	\$2,874,596.88	\$984,712.01	\$743,403.11	\$2,874,596.89	\$2,874,596.89	\$0.00
1111 Dietas	\$3,871,260.00	-\$253,260.00	\$3,618,000.00	\$3,869,308.90	-\$251,308.90	\$2,874,596.89	\$984,712.01	\$743,403.11	\$2,874,596.89	\$2,874,596.89	\$0.00
1130 Sueldos base al personal permanente	\$22,003,327.20	-\$540,871.76	\$21,462,455.44	\$22,953,212.78	-\$1,486,782.34	\$15,179,043.87	\$7,774,168.91	\$6,283,411.57	\$15,179,043.87	\$15,179,043.87	\$0.00
1131 Sueldos base al personal permanente	\$22,003,327.20	-\$540,871.76	\$21,462,455.44	\$22,953,212.78	-\$1,486,782.34	\$15,179,043.87	\$7,774,168.91	\$6,283,411.57	\$15,179,043.87	\$15,179,043.87	\$0.00
1200 REMUNERACIONES AL PERSONAL DE CARÁCTER TF	\$150,513.24	-\$150,513.24	\$0.00	\$0.00	\$0.00	\$0.00	\$0.00	\$0.00	\$0.00	\$0.00	\$0.00
1220 Sueldos base al personal eventual	\$150,513.24	-\$150,513.24	\$0.00	\$0.00	\$0.00	\$0.00	\$0.00	\$0.00	\$0.00	\$0.00	\$0.00
1221 Sueldos base al personal eventual	\$150,513.24	-\$150,513.24	\$0.00	\$0.00	\$0.00	\$0.00	\$0.00	\$0.00	\$0.00	\$0.00	\$0.00
1300 REMUNERACIONES ADICIONALES Y ESPECIALES	\$8,246,487.12	-\$140,694.01	\$8,105,793.11	\$8,261,483.08	-\$159,674.97	\$3,817,282.65	\$4,444,210.43	\$4,288,510.46	\$3,817,282.65	\$3,817,282.65	\$0.00
1310 Primas por años de servicios efectivos prestados	\$1,759,360.68	-\$30,000.00	\$1,729,360.68	\$1,839,001.68	-\$113,616.00	\$1,046,440.00	\$792,561.68	\$682,920.68	\$1,046,440.00	\$1,046,440.00	\$0.00
1311 Primas por años de servicios efectivos prestados	\$1,759,360.68	-\$30,000.00	\$1,729,360.68	\$1,839,001.68	-\$113,616.00	\$1,046,440.00	\$792,561.68	\$682,920.68	\$1,046,440.00	\$1,046,440.00	\$0.00
1320 Primas de vacaciones, dominical y gratificación de fin de :	\$5,523,202.20	-\$89,145.81	\$5,434,056.59	\$5,456,137.05	-\$22,080.46	\$2,523,713.27	\$2,932,423.78	\$2,910,343.32	\$2,523,713.27	\$2,523,713.27	\$0.00
1321 Primas de vacaciones	\$1,009,006.49	-\$43,885.61	\$965,120.88	\$987,201.34	-\$22,080.46	\$418,053.62	\$669,147.72	\$547,067.28	\$418,053.62	\$418,053.62	\$0.00
1322 Gratificación fin de año	\$4,514,195.71	-\$45,260.00	\$4,468,935.71	\$4,468,935.71	\$0.00	\$2,105,659.65	\$2,363,276.06	\$2,363,276.06	\$2,105,659.65	\$2,105,659.65	\$0.00
1330 Horas extraordinarias	\$963,924.24	-\$21,548.40	\$942,375.84	\$966,354.35	-\$23,978.51	\$247,129.38	\$719,224.97	\$695,246.46	\$247,129.38	\$247,129.38	\$0.00
1331 Horas extraordinarias	\$963,924.24	-\$21,548.40	\$942,375.84	\$966,354.35	-\$23,978.51	\$247,129.38	\$719,224.97	\$695,246.46	\$247,129.38	\$247,129.38	\$0.00
1500 OTRAS PRESTACIONES SOCIALES Y ECONÓMICAS	\$2,561,532.36	\$598,493.33	\$3,160,025.69	\$3,060,582.16	\$99,443.53	\$2,550,981.36	\$509,600.80	\$609,044.33	\$2,550,981.36	\$2,550,981.36	\$0.00
1520 indemnizaciones	\$246,977.88	\$1,698,432.24	\$1,945,410.12	\$1,817,867.88	\$127,542.24	\$1,817,867.88	\$0.00	\$127,542.24	\$1,817,867.88	\$1,817,867.88	\$0.00
1521 Indemnizaciones	\$246,977.88	\$1,698,432.24	\$1,945,410.12	\$1,817,867.88	\$127,542.24	\$1,817,867.88	\$0.00	\$127,542.24	\$1,817,867.88	\$1,817,867.88	\$0.00
1540 Prestaciones contractuales	\$2,298,775.08	-\$1,186,638.91	\$1,112,136.17	\$1,227,713.43	-\$115,577.26	\$720,812.63	\$506,900.80	\$391,323.54	\$720,812.63	\$720,812.63	\$0.00
1541 Canasta básica	\$1,495,200.00	-\$720,000.00	\$775,200.00	\$834,018.65	-\$58,818.65	\$484,818.65	\$349,200.00	\$290,381.35	\$484,818.65	\$484,818.65	\$0.00
1542 Ayuda para útiles escolares	\$3,200.00	\$0.00	\$3,200.00	\$3,200.00	\$0.00	\$0.00	\$3,200.00	\$3,200.00	\$0.00	\$0.00	\$0.00
1543 Becas	\$31,620.00	\$0.00	\$31,620.00	\$34,590.00	-\$2,970.00	\$23,415.00	\$11,175.00	\$8,205.00	\$23,415.00	\$23,415.00	\$0.00
1544 Gastos y servicios médicos	\$277,090.33	-\$177,688.91	\$99,401.42	\$97,981.42	\$1,420.00	\$45,034.24	\$52,947.18	\$54,367.18	\$45,034.24	\$45,034.24	\$0.00
1546 Otras prestaciones contractuales	\$491,664.75	-\$288,950.00	\$202,714.75	\$257,823.36	-\$55,208.61	\$167,544.74	\$90,378.62	\$35,170.01	\$167,544.74	\$167,544.74	\$0.00
1550 Apoyos a la capacitación de los servidores públicos	\$12,000.00	\$38,700.00	\$48,700.00	\$2,700.00	\$46,000.00	\$0.00	\$2,700.00	\$48,700.00	\$0.00	\$0.00	\$0.00
1551 Apoyos a la capacitación de los servidores públicos	\$12,000.00	\$38,700.00	\$48,700.00	\$2,700.00	\$46,000.00	\$0.00	\$2,700.00	\$48,700.00	\$0.00	\$0.00	\$0.00
1590 Otras prestaciones sociales y económicas	\$3,779.40	\$50,000.00	\$53,779.40	\$12,300.85	\$41,478.55	\$12,300.85	\$0.00	\$41,478.55	\$12,300.85	\$12,300.85	\$0.00
1591 Otras prestaciones sociales y económicas	\$3,779.40	\$50,000.00	\$53,779.40	\$12,300.85	\$41,478.55	\$12,300.85	\$0.00	\$41,478.55	\$12,300.85	\$12,300.85	\$0.00
2000 MATERIALES Y SUMINISTROS	\$11,711,566.68	-\$1,753,572.11	\$9,957,994.57	\$5,630,310.13	\$4,327,684.44	\$5,630,310.13	\$0.00	\$4,327,684.44	\$5,615,794.13	\$5,615,794.13	\$14,516.00
2100 MATERIALES DE ADMINISTRACIÓN, EMISIÓN DE DOC	\$1,416,473.88	-\$626,985.23	\$789,488.65	\$448,650.88	\$340,837.77	\$448,650.88	\$0.00	\$340,837.77	\$448,650.88	\$448,650.88	\$0.00
2110 Materiales, útiles y equipos menores de oficina	\$705,539.62	-\$392,804.28	\$312,735.34	\$171,123.45	\$141,611.89	\$171,123.45	\$0.00	\$141,611.89	\$171,123.45	\$171,123.45	\$0.00
2111 Papelería y útiles menores de oficina	\$583,831.29	-\$331,974.00	\$251,857.29	\$151,200.35	\$100,656.94	\$151,200.35	\$0.00	\$100,656.94	\$151,200.35	\$151,200.35	\$0.00
2112 Equipos menores de oficina	\$121,708.33	-\$60,830.28	\$60,878.05	\$19,923.10	\$40,954.95	\$19,923.10	\$0.00	\$40,954.95	\$19,923.10	\$19,923.10	\$0.00



MUNICIPIO DE MINERAL DEL MONTE HIDALGO

Estado del Ejercicio del Presupuesto de Egresos por Capítulo del Gasto Al 30/sep./2024

Usu: supervisor
Rep: rptEstadoPresupuestoEgresos

Fecha y hora de Impresión: 25/oct./2024 04:21 p. m.

Objeto del Gasto		Aprobado	Ampliaciones / (Reducciones)	Presupuesto Vigente	Comprometido	Presupuesto Disponible para Comprometer	Devengado	Comprometido No Devengado	Presupuesto Sin Devengar	Ejercido	Pagado	Cuentas por Pagar Deuda
2120	Materiales y útiles de impresión y reproducción	\$37,293.74	\$31,793.42	\$69,087.16	\$60,018.45	\$9,068.71	\$60,018.45	\$0.00	\$9,068.71	\$60,018.45	\$60,018.45	\$0.00
2121	Materiales y útiles de impresión y reproducción	\$37,293.74	\$31,793.42	\$69,087.16	\$60,018.45	\$9,068.71	\$60,018.45	\$0.00	\$9,068.71	\$60,018.45	\$60,018.45	\$0.00
2140	Materiales, útiles y equipos menores de tecnologías de la	\$7,556.40	\$2,318.60	\$9,875.00	\$8,783.00	\$1,092.00	\$8,783.00	\$0.00	\$1,092.00	\$8,783.00	\$8,783.00	\$0.00
2141	Materiales, útiles y equipos menores de tecnologías de la	\$7,556.40	\$2,318.60	\$9,875.00	\$8,783.00	\$1,092.00	\$8,783.00	\$0.00	\$1,092.00	\$8,783.00	\$8,783.00	\$0.00
2150	Material impreso e información digital	\$258,008.88	-\$86,714.04	\$171,294.84	\$93,347.60	\$77,947.24	\$93,347.60	\$0.00	\$77,947.24	\$93,347.60	\$93,347.60	\$0.00
2151	Material impreso e información digital	\$258,008.88	-\$86,714.04	\$171,294.84	\$93,347.60	\$77,947.24	\$93,347.60	\$0.00	\$77,947.24	\$93,347.60	\$93,347.60	\$0.00
2160	Material de limpieza	\$389,970.24	-\$211,738.93	\$178,231.31	\$85,035.88	\$93,195.43	\$85,035.88	\$0.00	\$93,195.43	\$85,035.88	\$85,035.88	\$0.00
2161	Material de limpieza	\$389,970.24	-\$211,738.93	\$178,231.31	\$85,035.88	\$93,195.43	\$85,035.88	\$0.00	\$93,195.43	\$85,035.88	\$85,035.88	\$0.00
2170	Materiales y útiles de enseñanza	\$18,105.00	\$0.00	\$18,105.00	\$182.50	\$17,922.50	\$182.50	\$0.00	\$17,922.50	\$182.50	\$182.50	\$0.00
2171	Materiales y útiles de enseñanza	\$18,105.00	\$0.00	\$18,105.00	\$182.50	\$17,922.50	\$182.50	\$0.00	\$17,922.50	\$182.50	\$182.50	\$0.00
2180	Materiales para el registro e identificación de bienes y per	\$0.00	\$30,160.00	\$30,160.00	\$30,160.00	\$0.00	\$30,160.00	\$0.00	\$0.00	\$30,160.00	\$30,160.00	\$0.00
2181	Formas Valoradas	\$0.00	\$30,160.00	\$30,160.00	\$30,160.00	\$0.00	\$30,160.00	\$0.00	\$0.00	\$30,160.00	\$30,160.00	\$0.00
2200	ALIMENTOS Y UTENSILIOS	\$1,221,962.16	-\$188,260.00	\$1,033,702.16	\$263,788.44	\$769,913.72	\$263,788.44	\$0.00	\$769,913.72	\$263,788.44	\$263,788.44	\$0.00
2210	Productos alimenticios para personas	\$1,168,635.72	-\$188,260.00	\$980,375.72	\$237,669.54	\$742,706.18	\$237,669.54	\$0.00	\$742,706.18	\$237,669.54	\$237,669.54	\$0.00
2211	Productos alimenticios para personas	\$1,168,635.72	-\$188,260.00	\$980,375.72	\$237,669.54	\$742,706.18	\$237,669.54	\$0.00	\$742,706.18	\$237,669.54	\$237,669.54	\$0.00
2230	Utensilios para el servicio de alimentación	\$53,326.44	\$0.00	\$53,326.44	\$26,118.90	\$27,207.54	\$26,118.90	\$0.00	\$27,207.54	\$26,118.90	\$26,118.90	\$0.00
2231	Utensilios para el servicio de alimentación	\$53,326.44	\$0.00	\$53,326.44	\$26,118.90	\$27,207.54	\$26,118.90	\$0.00	\$27,207.54	\$26,118.90	\$26,118.90	\$0.00
2400	MATERIALES Y ARTICULOS DE CONSTRUCCIÓN Y DE	\$715,547.04	-\$152,255.28	\$563,291.76	\$296,663.56	\$266,628.20	\$286,663.56	\$0.00	\$266,628.20	\$282,147.56	\$282,147.56	\$14,516.00
2410	Productos minerales no metálicos	\$86,135.64	-\$32,500.00	\$53,635.64	\$36,983.14	\$16,652.50	\$36,983.14	\$0.00	\$16,652.50	\$36,983.14	\$36,983.14	\$0.00
2411	Productos minerales no metálicos	\$86,135.64	-\$32,500.00	\$53,635.64	\$36,983.14	\$16,652.50	\$36,983.14	\$0.00	\$16,652.50	\$36,983.14	\$36,983.14	\$0.00
2420	Cemento y productos de concreto	\$7,730.40	\$50,000.00	\$57,730.40	\$45,713.57	\$12,016.83	\$45,713.57	\$0.00	\$12,016.83	\$45,713.57	\$45,713.57	\$0.00
2421	Cemento y productos de concreto	\$7,730.40	\$50,000.00	\$57,730.40	\$45,713.57	\$12,016.83	\$45,713.57	\$0.00	\$12,016.83	\$45,713.57	\$45,713.57	\$0.00
2440	Madera y productos de madera	\$10,778.76	\$0.00	\$10,778.76	\$0.00	\$10,778.76	\$0.00	\$0.00	\$10,778.76	\$0.00	\$0.00	\$0.00
2441	Madera y productos de madera	\$10,778.76	\$0.00	\$10,778.76	\$0.00	\$10,778.76	\$0.00	\$0.00	\$10,778.76	\$0.00	\$0.00	\$0.00
2450	Vidrio y productos de vidrio	\$3,000.00	\$0.00	\$3,000.00	\$0.00	\$3,000.00	\$0.00	\$0.00	\$3,000.00	\$0.00	\$0.00	\$0.00
2451	Vidrio y productos de vidrio	\$3,000.00	\$0.00	\$3,000.00	\$0.00	\$3,000.00	\$0.00	\$0.00	\$3,000.00	\$0.00	\$0.00	\$0.00
2460	Material eléctrico y electrónico	\$443,804.28	-\$165,331.28	\$278,473.00	\$133,577.77	\$144,895.23	\$133,577.77	\$0.00	\$144,895.23	\$133,577.77	\$133,577.77	\$0.00
2461	Material eléctrico y electrónico	\$443,804.28	-\$165,331.28	\$278,473.00	\$133,577.77	\$144,895.23	\$133,577.77	\$0.00	\$144,895.23	\$133,577.77	\$133,577.77	\$0.00
2470	Artículos metálicos para la construcción	\$12,155.64	\$0.00	\$12,155.64	\$0.00	\$12,155.64	\$0.00	\$0.00	\$12,155.64	\$0.00	\$0.00	\$0.00
2471	Artículos metálicos para la construcción	\$12,155.64	\$0.00	\$12,155.64	\$0.00	\$12,155.64	\$0.00	\$0.00	\$12,155.64	\$0.00	\$0.00	\$0.00
2480	Materiales complementarios	\$9,000.00	\$0.00	\$9,000.00	\$14,516.00	-\$5,516.00	\$14,516.00	\$0.00	-\$5,516.00	\$0.00	\$0.00	\$14,516.00
2481	Materiales complementarios	\$9,000.00	\$0.00	\$9,000.00	\$14,516.00	-\$5,516.00	\$14,516.00	\$0.00	-\$5,516.00	\$0.00	\$0.00	\$14,516.00
2490	Otros materiales y artículos de construcción y reparación	\$142,942.32	-\$4,424.00	\$138,518.32	\$65,873.08	\$72,645.24	\$65,873.08	\$0.00	\$72,645.24	\$65,873.08	\$65,873.08	\$0.00
2491	Otros materiales y artículos de construcción y reparación	\$142,942.32	-\$4,424.00	\$138,518.32	\$65,873.08	\$72,645.24	\$65,873.08	\$0.00	\$72,645.24	\$65,873.08	\$65,873.08	\$0.00
2500	PRODUCTOS QUÍMICOS, FARMACÉUTICOS Y DE LAB	\$60,343.32	\$24,800.00	\$85,143.32	\$49,341.16	\$35,802.16	\$49,341.16	\$0.00	\$35,802.16	\$49,341.16	\$49,341.16	\$0.00



MUNICIPIO DE MINERAL DEL MONTE HIDALGO

Estado del Ejercicio del Presupuesto de Egresos por Capítulo del Gasto Al 30/sep./2024

Usu: supervisor
Rep: rptEstadoPresupuestoEgresos

Fecha y hora de Impresión | 25/oct./2024
04:21 p. m.

Objeto del Gasto		Aprobado	Ampliaciones / (Reducciones)	Presupuesto Vigente	Comprometido	Presupuesto Disponible para Comprometer	Devengado	Comprometido No Devengado	Presupuesto Sin Devengar	Ejercido	Pagado	Cuentas por Pagar Deuda
2530	Medicinas y productos farmacéuticos	\$41,244.60	\$9,800.00	\$51,044.60	\$27,891.60	\$23,153.00	\$27,891.60	\$0.00	\$23,153.00	\$27,891.60	\$27,891.60	\$0.00
2531	Medicinas y productos farmacéuticos	\$41,244.60	\$9,800.00	\$51,044.60	\$27,891.60	\$23,153.00	\$27,891.60	\$0.00	\$23,153.00	\$27,891.60	\$27,891.60	\$0.00
2540	Materiales, accesorios y suministros médicos	\$5,369.76	\$0.00	\$5,369.76	\$4,379.00	\$990.76	\$4,379.00	\$0.00	\$990.76	\$4,379.00	\$4,379.00	\$0.00
2541	Materiales, accesorios y suministros médicos	\$5,369.76	\$0.00	\$5,369.76	\$4,379.00	\$990.76	\$4,379.00	\$0.00	\$990.76	\$4,379.00	\$4,379.00	\$0.00
2560	Fibras sintéticas, hules, plásticos y derivados	\$0.00	\$15,000.00	\$15,000.00	\$14,067.36	\$932.64	\$14,067.36	\$0.00	\$932.64	\$14,067.36	\$14,067.36	\$0.00
2561	Fibras sintéticas, hules, plásticos y derivados	\$0.00	\$15,000.00	\$15,000.00	\$14,067.36	\$932.64	\$14,067.36	\$0.00	\$932.64	\$14,067.36	\$14,067.36	\$0.00
2590	Otros productos químicos	\$13,728.96	\$0.00	\$13,728.96	\$3,003.20	\$10,725.76	\$3,003.20	\$0.00	\$10,725.76	\$3,003.20	\$3,003.20	\$0.00
2591	Otros productos químicos	\$13,728.96	\$0.00	\$13,728.96	\$3,003.20	\$10,725.76	\$3,003.20	\$0.00	\$10,725.76	\$3,003.20	\$3,003.20	\$0.00
2600	COMBUSTIBLES, LUBRICANTES Y ADITIVOS	\$7,577,233.20	-\$498,963.40	\$7,078,269.80	\$4,412,413.33	\$2,665,856.47	\$4,412,413.33	\$0.00	\$2,665,856.47	\$4,412,413.33	\$4,412,413.33	\$0.00
2610	Combustibles, lubricantes y aditivos	\$7,577,233.20	-\$498,963.40	\$7,078,269.80	\$4,412,413.33	\$2,665,856.47	\$4,412,413.33	\$0.00	\$2,665,856.47	\$4,412,413.33	\$4,412,413.33	\$0.00
2611	Combustibles, lubricantes y aditivos	\$7,577,233.20	-\$498,963.40	\$7,078,269.80	\$4,412,413.33	\$2,665,856.47	\$4,412,413.33	\$0.00	\$2,665,856.47	\$4,412,413.33	\$4,412,413.33	\$0.00
2700	VESTUARIO, BLANCOS, PRENDAS DE PROTECCIÓN Y	\$328,315.44	-\$172,299.02	\$156,016.42	\$98,852.70	\$57,163.72	\$98,852.70	\$0.00	\$57,163.72	\$98,852.70	\$98,852.70	\$0.00
2710	Vestuario y uniformes	\$273,315.48	-\$181,837.92	\$91,477.56	\$58,098.60	\$33,378.96	\$58,098.60	\$0.00	\$33,378.96	\$58,098.60	\$58,098.60	\$0.00
2711	Vestuario y uniformes	\$273,315.48	-\$181,837.92	\$91,477.56	\$58,098.60	\$33,378.96	\$58,098.60	\$0.00	\$33,378.96	\$58,098.60	\$58,098.60	\$0.00
2720	Prendas de seguridad y protección personal	\$25,000.00	\$9,538.90	\$34,538.90	\$29,538.90	\$5,000.00	\$29,538.90	\$0.00	\$5,000.00	\$29,538.90	\$29,538.90	\$0.00
2721	Prendas de seguridad y protección personal	\$25,000.00	\$9,538.90	\$34,538.90	\$29,538.90	\$5,000.00	\$29,538.90	\$0.00	\$5,000.00	\$29,538.90	\$29,538.90	\$0.00
2730	Artículos deportivos	\$29,999.96	\$0.00	\$29,999.96	\$11,215.20	\$18,784.76	\$11,215.20	\$0.00	\$18,784.76	\$11,215.20	\$11,215.20	\$0.00
2731	Artículos deportivos	\$29,999.96	\$0.00	\$29,999.96	\$11,215.20	\$18,784.76	\$11,215.20	\$0.00	\$18,784.76	\$11,215.20	\$11,215.20	\$0.00
2900	HERRAMIENTAS, REFACCIONES Y ACCESORIOS MENORES	\$391,691.64	-\$139,609.18	\$252,082.46	\$60,600.06	\$191,482.40	\$60,600.06	\$0.00	\$191,482.40	\$60,600.06	\$60,600.06	\$0.00
2910	Herramientas menores	\$34,287.00	-\$1,000.00	\$33,287.00	\$30,413.06	\$2,873.94	\$30,413.06	\$0.00	\$2,873.94	\$30,413.06	\$30,413.06	\$0.00
2911	Herramientas menores	\$34,287.00	-\$1,000.00	\$33,287.00	\$30,413.06	\$2,873.94	\$30,413.06	\$0.00	\$2,873.94	\$30,413.06	\$30,413.06	\$0.00
2920	Refacciones y accesorios menores de edificios	\$0.00	\$3,500.05	\$3,500.05	\$2,975.00	\$525.05	\$2,975.00	\$0.00	\$525.05	\$2,975.00	\$2,975.00	\$0.00
2921	Refacciones y accesorios menores de edificios	\$0.00	\$3,500.05	\$3,500.05	\$2,975.00	\$525.05	\$2,975.00	\$0.00	\$525.05	\$2,975.00	\$2,975.00	\$0.00
2930	Refacciones y accesorios menores de mobiliario y equipo	\$9,999.96	\$0.00	\$9,999.96	\$0.00	\$9,999.96	\$0.00	\$0.00	\$9,999.96	\$0.00	\$0.00	\$0.00
2931	Refacciones y accesorios menores de mobiliario y equipo	\$9,999.96	\$0.00	\$9,999.96	\$0.00	\$9,999.96	\$0.00	\$0.00	\$9,999.96	\$0.00	\$0.00	\$0.00
2940	Refacciones y accesorios menores de equipo de cómputo	\$5,000.04	\$0.00	\$5,000.04	\$0.00	\$5,000.04	\$0.00	\$0.00	\$5,000.04	\$0.00	\$0.00	\$0.00
2941	Refacciones y accesorios menores de equipo de cómputo	\$5,000.04	\$0.00	\$5,000.04	\$0.00	\$5,000.04	\$0.00	\$0.00	\$5,000.04	\$0.00	\$0.00	\$0.00
2960	Refacciones y accesorios menores de equipo de transporte	\$342,404.64	-\$142,109.23	\$200,295.41	\$27,212.00	\$173,083.41	\$27,212.00	\$0.00	\$173,083.41	\$27,212.00	\$27,212.00	\$0.00
2961	Refacciones y accesorios menores de equipo de transporte	\$342,404.64	-\$142,109.23	\$200,295.41	\$27,212.00	\$173,083.41	\$27,212.00	\$0.00	\$173,083.41	\$27,212.00	\$27,212.00	\$0.00
3000	SERVICIOS GENERALES	\$21,789,022.92	-\$6,598,566.94	\$15,190,455.98	\$11,649,787.88	\$3,540,668.10	\$11,649,388.88	\$399.00	\$3,541,067.10	\$11,638,298.88	\$11,637,796.88	\$11,592.00
3100	SERVICIOS BÁSICOS	\$4,222,247.16	-\$1,154,270.08	\$3,067,977.08	\$2,234,114.59	\$833,862.49	\$2,233,715.59	\$399.00	\$834,261.49	\$2,233,715.59	\$2,233,715.59	\$0.00
3110	Energía eléctrica	\$3,021,767.41	-\$100,000.00	\$2,921,767.41	\$2,140,181.57	\$781,585.84	\$2,140,181.57	\$0.00	\$781,585.84	\$2,140,181.57	\$2,140,181.57	\$0.00
3111	Energía eléctrica	\$3,021,767.41	-\$100,000.00	\$2,921,767.41	\$2,140,181.57	\$781,585.84	\$2,140,181.57	\$0.00	\$781,585.84	\$2,140,181.57	\$2,140,181.57	\$0.00
3120	Gas	\$37,646.50	\$0.00	\$37,646.50	\$13,245.91	\$24,400.59	\$13,245.91	\$0.00	\$24,400.59	\$13,245.91	\$13,245.91	\$0.00
3121	Gas	\$37,646.50	\$0.00	\$37,646.50	\$13,245.91	\$24,400.59	\$13,245.91	\$0.00	\$24,400.59	\$13,245.91	\$13,245.91	\$0.00



MUNICIPIO DE MINERAL DEL MONTE HIDALGO

Estado del Ejercicio del Presupuesto de Egresos por Capítulo del Gasto Al 30/sep./2024

Usu: supervisor
Rep: rptEstadoPresupuestoEgresos

Fecha y hora de Impresión: 25/oct./2024 04:21 p. m.

Objeto del Gasto		Aprobado	Ampliaciones / (Reducciones)	Presupuesto Vigente	Comprometido	Presupuesto Disponible para Comprometer	Devengado	Comprometido No Devengado	Presupuesto Sin Devengar	Ejercido	Pagado	Cuentas por Pagar Deuda
3130	Agua	\$45,112.31	\$0.00	\$45,112.31	\$32,153.42	\$12,958.89	\$32,153.42	\$0.00	\$12,958.89	\$32,153.42	\$32,153.42	\$0.00
3131	Agua	\$45,112.31	\$0.00	\$45,112.31	\$32,153.42	\$12,958.89	\$32,153.42	\$0.00	\$12,958.89	\$32,153.42	\$32,153.42	\$0.00
3140	Telefonía tradicional	\$59,506.00	\$0.00	\$59,506.00	\$44,731.00	\$14,775.00	\$44,332.00	\$399.00	\$15,174.00	\$44,332.00	\$44,332.00	\$0.00
3141	Telefonía tradicional	\$59,506.00	\$0.00	\$59,506.00	\$44,731.00	\$14,775.00	\$44,332.00	\$399.00	\$15,174.00	\$44,332.00	\$44,332.00	\$0.00
3160	Servicios de telecomunicaciones y satélites	\$33,999.96	-\$33,999.96	\$0.00	\$0.00	\$0.00	\$0.00	\$0.00	\$0.00	\$0.00	\$0.00	\$0.00
3161	Servicios de telecomunicaciones y satélites	\$33,999.96	-\$33,999.96	\$0.00	\$0.00	\$0.00	\$0.00	\$0.00	\$0.00	\$0.00	\$0.00	\$0.00
3170	Servicios de acceso de Internet, redes y procesamiento d	\$1,023,645.72	-\$1,020,270.12	\$3,375.60	\$3,375.60	\$0.00	\$3,375.60	\$0.00	\$0.00	\$3,375.60	\$3,375.60	\$0.00
3171	Servicios de acceso de Internet, redes y procesamiento d	\$1,023,645.72	-\$1,020,270.12	\$3,375.60	\$3,375.60	\$0.00	\$3,375.60	\$0.00	\$0.00	\$3,375.60	\$3,375.60	\$0.00
3180	Servicios postales y telegráficos	\$569.26	\$0.00	\$569.26	\$427.09	\$142.17	\$427.09	\$0.00	\$142.17	\$427.09	\$427.09	\$0.00
3181	Servicios postales y telegráficos	\$569.26	\$0.00	\$569.26	\$427.09	\$142.17	\$427.09	\$0.00	\$142.17	\$427.09	\$427.09	\$0.00
3200	SERVICIOS DE ARRENDAMIENTO	\$2,412,724.32	-\$974,790.79	\$1,437,933.53	\$1,192,389.75	\$245,543.78	\$1,192,389.75	\$0.00	\$245,543.78	\$1,192,389.75	\$1,192,389.75	\$0.00
3230	Arrendamiento de mobiliario y equipo de administración, i	\$25,852.68	\$0.00	\$25,852.68	\$0.00	\$25,852.68	\$0.00	\$0.00	\$25,852.68	\$0.00	\$0.00	\$0.00
3231	Arrendamiento de mobiliario y equipo de administración, i	\$25,852.68	\$0.00	\$25,852.68	\$0.00	\$25,852.68	\$0.00	\$0.00	\$25,852.68	\$0.00	\$0.00	\$0.00
3250	Arrendamiento de equipo de transporte	\$534,228.00	\$33,094.00	\$567,322.00	\$400,258.00	\$167,064.00	\$400,258.00	\$0.00	\$167,064.00	\$400,258.00	\$400,258.00	\$0.00
3251	Arrendamiento de equipo de transporte	\$534,228.00	\$33,094.00	\$567,322.00	\$400,258.00	\$167,064.00	\$400,258.00	\$0.00	\$167,064.00	\$400,258.00	\$400,258.00	\$0.00
3260	Arrendamiento de maquinaria, otros equipos y herramient	\$1,320,706.08	-\$997,985.68	\$322,720.40	\$318,188.00	\$4,532.40	\$318,188.00	\$0.00	\$4,532.40	\$318,188.00	\$318,188.00	\$0.00
3261	Arrendamiento de maquinaria, otros equipos y herramient	\$1,320,706.08	-\$997,985.68	\$322,720.40	\$318,188.00	\$4,532.40	\$318,188.00	\$0.00	\$4,532.40	\$318,188.00	\$318,188.00	\$0.00
3270	Arrendamiento de activos intangibles	\$102,999.96	-\$45,000.00	\$57,999.96	\$28,352.96	\$29,647.00	\$28,352.96	\$0.00	\$29,647.00	\$28,352.96	\$28,352.96	\$0.00
3271	Arrendamiento de activos intangibles	\$102,999.96	-\$45,000.00	\$57,999.96	\$28,352.96	\$29,647.00	\$28,352.96	\$0.00	\$29,647.00	\$28,352.96	\$28,352.96	\$0.00
3290	Otros arrendamientos	\$428,937.60	\$35,100.89	\$464,038.49	\$445,590.79	\$18,447.70	\$445,590.79	\$0.00	\$18,447.70	\$445,590.79	\$445,590.79	\$0.00
3291	Otros arrendamientos	\$428,937.60	\$35,100.89	\$464,038.49	\$445,590.79	\$18,447.70	\$445,590.79	\$0.00	\$18,447.70	\$445,590.79	\$445,590.79	\$0.00
3300	SERVICIOS PROFESIONALES, CIENTÍFICOS, TÉCNIC	\$3,340,776.96	-\$1,432,015.14	\$1,908,761.82	\$1,481,037.80	\$427,724.02	\$1,481,037.80	\$0.00	\$427,724.02	\$1,480,037.80	\$1,479,537.80	\$1,500.00
3310	Servicios legales, de contabilidad, auditoría y relacionado	\$668,104.92	-\$294,860.90	\$373,244.02	\$373,244.02	\$0.00	\$373,244.02	\$0.00	\$0.00	\$373,244.02	\$373,244.02	\$0.00
3311	Servicios legales, de contabilidad, auditoría y relacionado	\$668,104.92	-\$294,860.90	\$373,244.02	\$373,244.02	\$0.00	\$373,244.02	\$0.00	\$0.00	\$373,244.02	\$373,244.02	\$0.00
3320	Servicios de diseño, arquitectura, ingeniería y actividades	\$18,251.76	\$73,092.92	\$91,344.68	\$89,555.28	\$1,789.40	\$89,555.28	\$0.00	\$1,789.40	\$89,555.28	\$89,555.28	\$0.00
3321	Servicios de diseño, arquitectura, ingeniería y actividades	\$18,251.76	\$73,092.92	\$91,344.68	\$89,555.28	\$1,789.40	\$89,555.28	\$0.00	\$1,789.40	\$89,555.28	\$89,555.28	\$0.00
3330	Servicios de consultoría administrativa, procesos, técnica	\$0.00	\$1,500.00	\$1,500.00	\$1,160.00	\$340.00	\$1,160.00	\$0.00	\$340.00	\$1,160.00	\$1,160.00	\$0.00
3331	Servicios de consultoría administrativa, procesos, técnica	\$0.00	\$1,500.00	\$1,500.00	\$1,160.00	\$340.00	\$1,160.00	\$0.00	\$340.00	\$1,160.00	\$1,160.00	\$0.00
3340	Servicios de capacitación	\$454,800.00	-\$166,000.00	\$288,800.00	\$60,000.00	\$228,800.00	\$60,000.00	\$0.00	\$228,800.00	\$60,000.00	\$60,000.00	\$0.00
3341	Servicios de capacitación	\$454,800.00	-\$166,000.00	\$288,800.00	\$60,000.00	\$228,800.00	\$60,000.00	\$0.00	\$228,800.00	\$60,000.00	\$60,000.00	\$0.00
3360	Servicios de apoyo administrativo, traducción, fotocopladi	\$2,018,983.40	-\$1,603,348.12	\$416,635.28	\$391,418.50	\$25,216.78	\$391,418.50	\$0.00	\$25,216.78	\$391,418.50	\$391,418.50	\$0.00
3361	Servicios de apoyo administrativo, fotocopiado e impresió	\$2,018,983.40	-\$1,603,348.12	\$416,635.28	\$391,418.50	\$25,216.78	\$391,418.50	\$0.00	\$25,216.78	\$391,418.50	\$391,418.50	\$0.00
3390	Servicios profesionales, científicos y técnicos integrales	\$179,636.88	\$557,600.96	\$737,237.84	\$565,660.00	\$171,577.84	\$565,660.00	\$0.00	\$171,577.84	\$564,660.00	\$564,160.00	\$1,500.00
3391	Servicios profesionales, científicos y técnicos integrales	\$179,636.88	\$557,600.96	\$737,237.84	\$565,660.00	\$171,577.84	\$565,660.00	\$0.00	\$171,577.84	\$564,660.00	\$564,160.00	\$1,500.00
3400	SERVICIOS FINANCIEROS, BANCARIOS Y COMERCIA	\$919,085.28	-\$496,584.37	\$422,500.91	\$397,795.22	\$24,705.69	\$397,795.22	\$0.00	\$24,705.69	\$397,795.22	\$397,795.22	\$0.00



MUNICIPIO DE MINERAL DEL MONTE HIDALGO

Estado del Ejercicio del Presupuesto de Egresos por Capítulo del Gasto Al 30/sep./2024

Usu: supervisor
Rep: rptEstadoPresupuestoEgresos

Fecha y hora de Impresión 25/oct./2024 04:21 p. m.

Objeto del Gasto		Aprobado	Ampliaciones / (Reducciones)	Presupuesto Vigente	Comprometido	Presupuesto Disponible para Comprometer	Devengado	Comprometido No Devengado	Presupuesto Sin Devengar	Ejercido	Pagado	Cuentas por Pagar Deuda
3410	Servicios financieros y bancarios	\$87,771.72	\$23,000.00	\$110,771.72	\$90,354.78	\$20,416.94	\$90,354.78	\$0.00	\$20,416.94	\$90,354.78	\$90,354.78	\$0.00
3411	Comisiones Bancarias	\$52,771.72	\$0.00	\$52,771.72	\$32,354.78	\$20,416.94	\$32,354.78	\$0.00	\$20,416.94	\$32,354.78	\$32,354.78	\$0.00
3412	Avalúo de bienes muebles	\$35,000.00	\$23,000.00	\$58,000.00	\$58,000.00	\$0.00	\$58,000.00	\$0.00	\$0.00	\$58,000.00	\$58,000.00	\$0.00
3450	Seguro de bienes patrimoniales	\$831,313.56	-\$519,584.37	\$311,729.19	\$307,440.44	\$4,288.75	\$307,440.44	\$0.00	\$4,288.75	\$307,440.44	\$307,440.44	\$0.00
3451	Seguro de bienes patrimoniales	\$831,313.56	-\$519,584.37	\$311,729.19	\$307,440.44	\$4,288.75	\$307,440.44	\$0.00	\$4,288.75	\$307,440.44	\$307,440.44	\$0.00
3500	SERVICIOS DE INSTALACIÓN, REPARACIÓN, MANTE	\$4,138,116.16	-\$1,837,580.52	\$2,300,534.64	\$1,671,687.26	\$628,847.38	\$1,671,687.26	\$0.00	\$628,847.38	\$1,671,687.26	\$1,671,687.26	\$0.00
3510	Conservación y mantenimiento menor de inmuebles	\$1,951,987.68	-\$1,164,420.75	\$787,566.93	\$330,035.85	\$457,531.08	\$330,035.85	\$0.00	\$457,531.08	\$330,035.85	\$330,035.85	\$0.00
3511	Conservación y mantenimiento menor de inmuebles	\$1,951,987.68	-\$1,164,420.75	\$787,566.93	\$330,035.85	\$457,531.08	\$330,035.85	\$0.00	\$457,531.08	\$330,035.85	\$330,035.85	\$0.00
3520	Instalación, reparación y mantenimiento de mobiliario y ex	\$5,469.84	\$0.00	\$5,469.84	\$4,704.98	\$764.86	\$4,704.98	\$0.00	\$764.86	\$4,704.98	\$4,704.98	\$0.00
3521	Instalación, reparación y mantenimiento de mobiliario y ex	\$5,469.84	\$0.00	\$5,469.84	\$4,704.98	\$764.86	\$4,704.98	\$0.00	\$764.86	\$4,704.98	\$4,704.98	\$0.00
3530	Instalación, reparación y mantenimiento de equipo de cór	\$6,999.96	\$0.00	\$6,999.96	\$1,798.00	\$5,201.96	\$1,798.00	\$0.00	\$5,201.96	\$1,798.00	\$1,798.00	\$0.00
3531	Instalación, reparación y mantenimiento de equipo de cór	\$6,999.96	\$0.00	\$6,999.96	\$1,798.00	\$5,201.96	\$1,798.00	\$0.00	\$5,201.96	\$1,798.00	\$1,798.00	\$0.00
3550	Reparación y mantenimiento de equipo de transporte	\$721,818.08	-\$68,465.25	\$653,352.83	\$464,693.24	\$188,659.59	\$464,693.24	\$0.00	\$188,659.59	\$464,693.24	\$464,693.24	\$0.00
3551	Reparación y mantenimiento de equipo de transporte	\$721,818.08	-\$68,465.25	\$653,352.83	\$464,693.24	\$188,659.59	\$464,693.24	\$0.00	\$188,659.59	\$464,693.24	\$464,693.24	\$0.00
3570	Instalación, reparación y mantenimiento de maquinaria, o	\$15,414.00	\$7,143.36	\$22,557.36	\$22,557.36	\$0.00	\$22,557.36	\$0.00	\$0.00	\$22,557.36	\$22,557.36	\$0.00
3571	Instalación, reparación y mantenimiento de maquinaria, o	\$15,414.00	\$7,143.36	\$22,557.36	\$22,557.36	\$0.00	\$22,557.36	\$0.00	\$0.00	\$22,557.36	\$22,557.36	\$0.00
3580	Servicios de limpieza y manejo de desechos	\$1,431,625.56	-\$611,847.88	\$819,777.68	\$847,897.83	-\$28,120.15	\$847,897.83	\$0.00	-\$28,120.15	\$847,897.83	\$847,897.83	\$0.00
3581	Servicios de limpieza y manejo de desechos	\$1,431,625.56	-\$611,847.88	\$819,777.68	\$847,897.83	-\$28,120.15	\$847,897.83	\$0.00	-\$28,120.15	\$847,897.83	\$847,897.83	\$0.00
3590	Servicios de jardinería y fumigación	\$5,000.04	\$0.00	\$5,000.04	\$0.00	\$5,000.04	\$0.00	\$0.00	\$5,000.04	\$0.00	\$0.00	\$0.00
3591	Servicios de jardinería y fumigación	\$5,000.04	\$0.00	\$5,000.04	\$0.00	\$5,000.04	\$0.00	\$0.00	\$5,000.04	\$0.00	\$0.00	\$0.00
3600	SERVICIOS DE COMUNICACIÓN SOCIAL Y PUBLICIDA	\$150,816.96	\$35,000.00	\$185,816.96	\$36,191.82	\$149,625.14	\$36,191.82	\$0.00	\$149,625.14	\$36,191.82	\$36,191.82	\$0.00
3610	Difusión por radio, televisión y otros medios de mensajes	\$150,816.96	\$0.00	\$150,816.96	\$29,742.32	\$121,074.64	\$29,742.32	\$0.00	\$121,074.64	\$29,742.32	\$29,742.32	\$0.00
3611	Difusión por radio, televisión y otros medios de mensajes	\$150,816.96	\$0.00	\$150,816.96	\$29,742.32	\$121,074.64	\$29,742.32	\$0.00	\$121,074.64	\$29,742.32	\$29,742.32	\$0.00
3650	Servicios de la industria filmica, del sonido y del video	\$0.00	\$35,000.00	\$35,000.00	\$6,449.50	\$28,550.50	\$6,449.50	\$0.00	\$28,550.50	\$6,449.50	\$6,449.50	\$0.00
3651	Servicios de la industria filmica, del sonido y del video	\$0.00	\$35,000.00	\$35,000.00	\$6,449.50	\$28,550.50	\$6,449.50	\$0.00	\$28,550.50	\$6,449.50	\$6,449.50	\$0.00
3700	SERVICIOS DE TRASLADOS Y VIÁTICOS	\$66,961.80	\$151,000.00	\$217,961.80	\$22,735.83	\$195,225.97	\$22,735.83	\$0.00	\$195,225.97	\$22,735.83	\$22,735.83	\$0.00
3710	Pasajes aéreos	\$19,260.00	\$0.00	\$19,260.00	\$0.00	\$19,260.00	\$0.00	\$0.00	\$19,260.00	\$0.00	\$0.00	\$0.00
3711	Pasajes aéreos	\$19,260.00	\$0.00	\$19,260.00	\$0.00	\$19,260.00	\$0.00	\$0.00	\$19,260.00	\$0.00	\$0.00	\$0.00
3720	Pasajes terrestres	\$150.00	\$0.00	\$150.00	\$0.00	\$150.00	\$0.00	\$0.00	\$150.00	\$0.00	\$0.00	\$0.00
3721	Pasajes terrestres	\$150.00	\$0.00	\$150.00	\$0.00	\$150.00	\$0.00	\$0.00	\$150.00	\$0.00	\$0.00	\$0.00
3750	Viáticos en el país	\$47,551.80	\$151,000.00	\$198,551.80	\$22,735.83	\$175,815.97	\$22,735.83	\$0.00	\$175,815.97	\$22,735.83	\$22,735.83	\$0.00
3751	Viáticos en el país	\$47,551.80	\$151,000.00	\$198,551.80	\$22,735.83	\$175,815.97	\$22,735.83	\$0.00	\$175,815.97	\$22,735.83	\$22,735.83	\$0.00
3800	SERVICIOS OFICIALES	\$4,646,202.72	-\$1,549,721.05	\$3,096,481.67	\$2,693,280.10	\$403,201.57	\$2,693,280.10	\$0.00	\$403,201.57	\$2,693,188.10	\$2,693,188.10	\$10,092.00
3820	Gastos de orden social y cultural	\$4,646,202.72	-\$1,549,721.05	\$3,096,481.67	\$2,693,280.10	\$403,201.57	\$2,693,280.10	\$0.00	\$403,201.57	\$2,693,188.10	\$2,693,188.10	\$10,092.00
3821	Gastos de orden social y cultural	\$4,646,202.72	-\$1,549,721.05	\$3,096,481.67	\$2,693,280.10	\$403,201.57	\$2,693,280.10	\$0.00	\$403,201.57	\$2,693,188.10	\$2,693,188.10	\$10,092.00



MUNICIPIO DE MINERAL DEL MONTE HIDALGO

Estado del Ejercicio del Presupuesto de Egresos por Capítulo del Gasto Al 30/sep./2024

Usu: supervisor
Repr: rptEstadoPresupuestoEgresos

Fecha y hora de Impresión | 25/oct./2024
04:21 p. m.

Objeto del Gasto		Aprobado	Ampliaciones / (Reducciones)	Presupuesto Vigente	Comprometido	Presupuesto Disponible para Comprometer	Devengado	Comprometido No Devengado	Presupuesto Sin Devengar	Ejercido	Pagado	Cuentas por Pagar Deuda
3900	OTROS SERVICIOS GENERALES	\$1,892,092.56	\$660,395.01	\$2,552,487.57	\$1,920,555.51	\$631,932.06	\$1,920,555.51	\$0.00	\$631,932.06	\$1,920,555.51	\$1,920,555.51	\$0.00
3910	Servicios funerarios y de cementerios	\$50,000.04	-\$50,000.04	\$0.00	\$0.00	\$0.00	\$0.00	\$0.00	\$0.00	\$0.00	\$0.00	\$0.00
3911	Servicios funerarios y de cementerios	\$50,000.04	-\$50,000.04	\$0.00	\$0.00	\$0.00	\$0.00	\$0.00	\$0.00	\$0.00	\$0.00	\$0.00
3920	Impuestos y derechos	\$1,157,436.00	-\$142,129.52	\$1,015,306.48	\$514,509.85	\$500,796.63	\$514,509.85	\$0.00	\$500,796.63	\$514,509.85	\$514,509.85	\$0.00
3921	Impuestos y derechos	\$1,157,436.00	-\$142,129.52	\$1,015,306.48	\$514,509.85	\$500,796.63	\$514,509.85	\$0.00	\$500,796.63	\$514,509.85	\$514,509.85	\$0.00
3940	Sentencias y resoluciones por autoridad competente	\$0.00	\$848,389.66	\$848,389.66	\$848,389.66	\$0.00	\$848,389.66	\$0.00	\$0.00	\$848,389.66	\$848,389.66	\$0.00
3941	Sentencias y resoluciones por autoridad competente	\$0.00	\$848,389.66	\$848,389.66	\$848,389.66	\$0.00	\$848,389.66	\$0.00	\$0.00	\$848,389.66	\$848,389.66	\$0.00
3980	Impuesto sobre nóminas y otros que se deriven de una re	\$684,656.52	\$4,134.91	\$688,791.43	\$557,656.00	\$131,135.43	\$557,656.00	\$0.00	\$131,135.43	\$557,656.00	\$557,656.00	\$0.00
3981	Impuesto sobre nóminas y otros que se deriven de una re	\$684,656.52	\$4,134.91	\$688,791.43	\$557,656.00	\$131,135.43	\$557,656.00	\$0.00	\$131,135.43	\$557,656.00	\$557,656.00	\$0.00
4000	TRANSFERENCIAS, ASIGNACIONES, SUBSIDIO	\$3,847,165.32	-\$1,088,595.36	\$2,758,569.96	\$1,883,936.16	\$874,833.80	\$1,589,722.52	\$294,213.64	\$1,168,647.44	\$1,589,722.52	\$1,589,722.52	\$0.00
4400	AYUDAS SOCIALES	\$1,615,704.00	\$0.00	\$1,615,704.00	\$627,163.29	\$988,540.71	\$627,163.29	\$0.00	\$988,540.71	\$627,163.29	\$627,163.29	\$0.00
4410	Ayudas sociales a personas	\$1,300,000.00	\$0.00	\$1,300,000.00	\$430,730.99	\$869,269.01	\$430,730.99	\$0.00	\$869,269.01	\$430,730.99	\$430,730.99	\$0.00
4411	Ayudas sociales a personas	\$1,300,000.00	\$0.00	\$1,300,000.00	\$430,730.99	\$869,269.01	\$430,730.99	\$0.00	\$869,269.01	\$430,730.99	\$430,730.99	\$0.00
4430	Ayudas sociales a instituciones de enseñanza	\$95,000.00	\$0.00	\$95,000.00	\$49,296.30	\$45,703.70	\$49,296.30	\$0.00	\$45,703.70	\$49,296.30	\$49,296.30	\$0.00
4431	Ayudas sociales a instituciones de enseñanza	\$95,000.00	\$0.00	\$95,000.00	\$49,296.30	\$45,703.70	\$49,296.30	\$0.00	\$45,703.70	\$49,296.30	\$49,296.30	\$0.00
4450	Ayudas sociales a instituciones sin fines de lucro	\$220,704.00	\$0.00	\$220,704.00	\$147,136.00	\$73,568.00	\$147,136.00	\$0.00	\$73,568.00	\$147,136.00	\$147,136.00	\$0.00
4451	Defensa del Menor	\$43,164.00	\$0.00	\$43,164.00	\$28,776.00	\$14,388.00	\$28,776.00	\$0.00	\$14,388.00	\$28,776.00	\$28,776.00	\$0.00
4452	Hospital del Niño	\$105,600.00	\$0.00	\$105,600.00	\$70,400.00	\$35,200.00	\$70,400.00	\$0.00	\$35,200.00	\$70,400.00	\$70,400.00	\$0.00
4453	Ayuda al CRIRH	\$71,940.00	\$0.00	\$71,940.00	\$47,960.00	\$23,980.00	\$47,960.00	\$0.00	\$23,980.00	\$47,960.00	\$47,960.00	\$0.00
4500	PENSIONES Y JUBILACIONES	\$2,231,461.32	-\$1,088,595.36	\$1,142,865.96	\$1,256,772.87	-\$113,906.91	\$962,559.23	\$294,213.64	\$180,306.73	\$962,559.23	\$962,559.23	\$0.00
4510	Pensiones	\$2,231,461.32	-\$1,088,595.36	\$1,142,865.96	\$1,256,772.87	-\$113,906.91	\$962,559.23	\$294,213.64	\$180,306.73	\$962,559.23	\$962,559.23	\$0.00
4511	Pensiones y Jubilaciones	\$2,231,461.32	-\$1,088,595.36	\$1,142,865.96	\$1,256,772.87	-\$113,906.91	\$962,559.23	\$294,213.64	\$180,306.73	\$962,559.23	\$962,559.23	\$0.00
5000	BIENES MUEBLES, INMUEBLES E INTANGIBLE	\$11,048,674.92	-\$10,781,750.61	\$266,924.31	\$107,272.18	\$159,652.13	\$107,272.18	\$0.00	\$159,652.13	\$107,272.18	\$107,272.18	\$0.00
5100	MOBILIARIO Y EQUIPO DE ADMINISTRACIÓN	\$419,049.48	-\$260,198.30	\$158,851.18	\$107,272.18	\$51,579.00	\$107,272.18	\$0.00	\$51,579.00	\$107,272.18	\$107,272.18	\$0.00
5150	Equipo de cómputo y de tecnologías de la información	\$140,278.32	-\$50,136.26	\$90,142.06	\$38,563.06	\$51,579.00	\$38,563.06	\$0.00	\$51,579.00	\$38,563.06	\$38,563.06	\$0.00
5151	Equipo de cómputo y de tecnología de la información	\$140,278.32	-\$50,136.26	\$90,142.06	\$38,563.06	\$51,579.00	\$38,563.06	\$0.00	\$51,579.00	\$38,563.06	\$38,563.06	\$0.00
5190	Otros mobiliarios y equipos de administración	\$278,771.16	-\$210,062.04	\$68,709.12	\$68,709.12	\$0.00	\$68,709.12	\$0.00	\$0.00	\$68,709.12	\$68,709.12	\$0.00
5191	Otros mobiliarios y equipos de administración	\$278,771.16	-\$210,062.04	\$68,709.12	\$68,709.12	\$0.00	\$68,709.12	\$0.00	\$0.00	\$68,709.12	\$68,709.12	\$0.00
5400	VEHÍCULOS Y EQUIPO DE TRANSPORTE	\$4,860,251.76	-\$4,791,282.71	\$68,969.05	\$0.00	\$68,969.05	\$0.00	\$0.00	\$68,969.05	\$0.00	\$0.00	\$0.00
5410	Vehículos y equipo terrestre	\$4,860,251.76	-\$4,860,251.76	\$0.00	\$0.00	\$0.00	\$0.00	\$0.00	\$0.00	\$0.00	\$0.00	\$0.00
5411	Vehículos y equipo terrestre	\$4,860,251.76	-\$4,860,251.76	\$0.00	\$0.00	\$0.00	\$0.00	\$0.00	\$0.00	\$0.00	\$0.00	\$0.00
5490	Otros equipos de transporte	\$0.00	\$68,969.05	\$68,969.05	\$0.00	\$68,969.05	\$0.00	\$0.00	\$68,969.05	\$0.00	\$0.00	\$0.00
5491	Otros equipos de transporte	\$0.00	\$68,969.05	\$68,969.05	\$0.00	\$68,969.05	\$0.00	\$0.00	\$68,969.05	\$0.00	\$0.00	\$0.00
5600	MAQUINARIA, OTROS EQUIPOS Y HERRAMIENTAS	\$5,769,373.68	-\$5,730,269.60	\$39,104.08	\$0.00	\$39,104.08	\$0.00	\$0.00	\$39,104.08	\$0.00	\$0.00	\$0.00
5670	Herramientas y máquinas-herramienta	\$3,850,133.72	-\$3,611,029.64	\$39,104.08	\$0.00	\$39,104.08	\$0.00	\$0.00	\$39,104.08	\$0.00	\$0.00	\$0.00



MUNICIPIO DE MINERAL DEL MONTE HIDALGO

Estado del Ejercicio del Presupuesto de Egresos por Capítulo del Gasto Al 30/sep./2024

Usu: supervisor
Rep: rptEstadoPresupuestoEgresos

Fecha y hora de Impresión | 25/oct./2024
04:21 p. m.

Objeto del Gasto		Aprobado	Ampliaciones / (Reducciones)	Presupuesto Vigente	Comprometido	Presupuesto Disponibile para Comprometer	Devengado	Comprometido No Devengado	Presupuesto Sin Devengar	Ejercido	Pagado	Cuentas por Pagar Deuda
5671	Herramientas y máquinas-herramienta	\$3,650,133.72	-\$3,611,029.64	\$39,104.08	\$0.00	\$39,104.08	\$0.00	\$0.00	\$39,104.08	\$0.00	\$0.00	\$0.00
5690	Otros equipos	\$2,119,239.96	-\$2,119,239.96	\$0.00	\$0.00	\$0.00	\$0.00	\$0.00	\$0.00	\$0.00	\$0.00	\$0.00
5691	Otros equipos	\$2,119,239.96	-\$2,119,239.96	\$0.00	\$0.00	\$0.00	\$0.00	\$0.00	\$0.00	\$0.00	\$0.00	\$0.00
6000	INVERSIÓN PÚBLICA	\$9,517,869.24	\$616,539.38	\$10,133,408.62	\$8,886,194.30	\$1,247,214.32	\$8,886,194.30	\$0.00	\$1,247,214.32	\$6,973,461.84	\$6,973,461.84	\$1,912,732.46
6100	OBRA PÚBLICA EN BIENES DE DOMINIO PÚBLICO	\$9,517,869.24	\$149,104.95	\$9,666,974.19	\$8,419,759.87	\$1,247,214.32	\$8,419,759.87	\$0.00	\$1,247,214.32	\$6,507,027.41	\$6,507,027.41	\$1,912,732.46
6120	Edificación no habitacional	\$1,933,881.24	-\$1,308,337.05	\$625,544.19	\$562,080.96	\$63,463.23	\$562,080.96	\$0.00	\$63,463.23	\$0.00	\$0.00	\$562,080.96
6121	Edificación no habitacional	\$1,933,881.24	-\$1,933,881.24	\$0.00	\$0.00	\$0.00	\$0.00	\$0.00	\$0.00	\$0.00	\$0.00	\$0.00
6126	Terminación de Velatorio Municipal Mineral del Monte	\$0.00	\$625,544.19	\$625,544.19	\$562,080.96	\$63,463.23	\$562,080.96	\$0.00	\$63,463.23	\$0.00	\$0.00	\$562,080.96
6140	División de terrenos y construcción de obras de urbanización	\$0.00	\$1,878,144.80	\$1,878,144.80	\$1,878,144.80	\$0.00	\$1,878,144.80	\$0.00	\$0.00	\$1,878,144.80	\$1,878,144.80	\$0.00
6141	Construcción de drenaje sanitario en Pueblo Nuevo Av. Le	\$0.00	\$497,988.94	\$497,988.94	\$497,988.94	\$0.00	\$497,988.94	\$0.00	\$0.00	\$497,988.94	\$497,988.94	\$0.00
6142	Construcción de Línea de Drenaje Sanitario en Calle Tez	\$0.00	\$411,175.76	\$411,175.76	\$411,175.76	\$0.00	\$411,175.76	\$0.00	\$0.00	\$411,175.76	\$411,175.76	\$0.00
6143	Rehabilitación de Alumbrado Público en Av. Hidalgo Cabr	\$0.00	\$968,980.10	\$968,980.10	\$968,980.10	\$0.00	\$968,980.10	\$0.00	\$0.00	\$968,980.10	\$968,980.10	\$0.00
6150	Construcción de vías de comunicación	\$7,583,988.00	-\$420,702.80	\$7,163,285.20	\$5,979,534.11	\$1,183,751.09	\$5,979,534.11	\$0.00	\$1,183,751.09	\$4,628,882.61	\$4,628,882.61	\$1,350,651.50
6151	Mantenimiento de Bacheo en Calles de Cabecera Municipi	\$7,583,988.00	-\$7,267,585.21	\$316,402.79	\$316,402.79	\$0.00	\$316,402.79	\$0.00	\$0.00	\$316,402.79	\$316,402.79	\$0.00
6152	Reconstrucción de Pavimento Asfáltico en Av. Juárez Tra	\$0.00	\$1,040,509.62	\$1,040,509.62	\$1,038,317.94	\$2,191.68	\$1,038,317.94	\$0.00	\$2,191.68	\$1,038,317.94	\$1,038,317.94	\$0.00
6153	Reconstrucción de Pavimento Asfáltico en Av. Juárez, Ba	\$0.00	\$2,468,220.51	\$2,468,220.51	\$2,468,220.51	\$0.00	\$2,468,220.51	\$0.00	\$0.00	\$1,258,597.40	\$1,258,597.40	\$1,209,623.11
6154	Construcción de Pavimento de Concreto Hidráulico Acces	\$0.00	\$1,420,170.51	\$1,420,170.51	\$1,420,170.51	\$0.00	\$1,420,170.51	\$0.00	\$0.00	\$1,420,170.51	\$1,420,170.51	\$0.00
6155	Construcción de Huellas de Rodamiento Calle Las Anima	\$0.00	\$595,393.97	\$595,393.97	\$595,393.97	\$0.00	\$595,393.97	\$0.00	\$0.00	\$595,393.97	\$595,393.97	\$0.00
6156	Construcción de vías de comunicación	\$0.00	\$1,111,045.21	\$1,111,045.21	\$0.00	\$1,111,045.21	\$0.00	\$0.00	\$1,111,045.21	\$0.00	\$0.00	\$0.00
6157	Reconstrucción de Pavimento asfáltico en Av. Juárez Tra	\$0.00	\$211,542.59	\$211,542.59	\$141,028.39	\$70,514.20	\$141,028.39	\$0.00	\$70,514.20	\$0.00	\$0.00	\$141,028.39
6200	OBRA PÚBLICA EN BIENES PROPIOS	\$0.00	\$466,434.43	\$466,434.43	\$466,434.43	\$0.00	\$466,434.43	\$0.00	\$0.00	\$466,434.43	\$466,434.43	\$0.00
6220	Edificación no habitacional	\$0.00	\$466,434.43	\$466,434.43	\$466,434.43	\$0.00	\$466,434.43	\$0.00	\$0.00	\$466,434.43	\$466,434.43	\$0.00
6221	Rehabilitación de Área de Dormitorios y Galerías de Segu	\$0.00	\$466,434.43	\$466,434.43	\$466,434.43	\$0.00	\$466,434.43	\$0.00	\$0.00	\$466,434.43	\$466,434.43	\$0.00
Total		\$94,747,419.00	-\$20,093,791.32	\$74,653,627.68	\$66,302,097.67	\$8,351,530.11	\$62,284,792.78	\$14,017,304.79	\$22,368,834.90	\$50,346,452.32	\$50,346,452.32	\$1,938,840.46




**MUNICIPIO DE MINERAL DEL MONTE
HIDALGO**


Estado del Ejercicio del Presupuesto de Egresos por Capítulo del Gasto Al 30/sep./2024

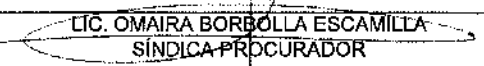
Uer: supervisor
Rep: rptEstadoPresupuestoEgresos

Fecha y hora de Impresión | 25/oct./2024
04:21 p. m.

Objeto del Gasto	Aprobado	Ampliaciones / (Reducciones)	Presupuesto Vigente	Comprometido	Presupuesto Disponible para Comprometer	Devengado	Comprometido No Devengado	Presupuesto Sin Devengar	Ejercido	Pagado	Cuentas por Pagar Deuda
------------------	----------	---------------------------------	------------------------	--------------	---	-----------	------------------------------	-----------------------------	----------	--------	----------------------------


 LIC. EDMUNDO MÉNDEZ TEJEDA
 PRESIDENTE MUNICIPAL CONSTITUCIONAL


 L.A. CARLOS FERNANDO VERA FLORES
 TESORERO MUNICIPAL


 LIC. OMAIRA BORBOLLA ESCAMILLA
 SÍNDICA PROCURADOR